

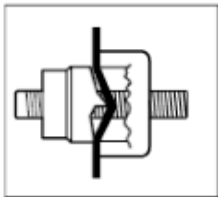
SLUG SPLITTER SC KNOCKOUTS



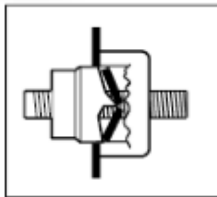
FEATURES

Slug-Splitter SC™ (Self-Centering) Knockout Punches

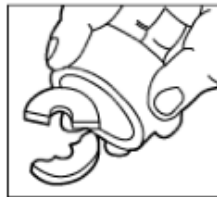
- Slug-Splitter SC™ heavy-duty punches are designed to punch up through 3.5 mm stainless steel.
- Unique slug-splitting design and tool steel construction easily punch 3.5 mm mild steel and stainless steel.
- Self-centering punch aligns itself on pilot hole. (Slug-Splitter SC™)
- No need to draw crosshairs or line up die alignment marks. (Slug-Splitter SC™)
- Unique punch profile also splits slugs for easier slug removal.
- Heavy-duty dies and stainless steel draw studs for longer life.
- Excellent abrasion resistance for punching fibreglass and plastic.
- Slug-Splitter SC™ punch units consist of: punch, die and draw stud. Check individual punch for specific capacity.
- Patent Pending for Self-centering Slug-Splitter SC™.



Unique Slug-Splitter SCTM punch design creates slug as the punch is drawn into the die.



Slug is split in half as punching operation is completed.



Split slugs fall free from the die and stud.

**CAN ONLY BE USED WITH
THE PUNCH UNITS;**

Page 336 = 15906

Page 339 = LS100L-230

Page 340 = REC-6200MX
(with 200AT-9PD Knock Out
Puncher Head Attachment)



Continued Next Page...

...Continued From Previous Page



SPECIFICATIONS

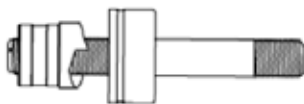
| | |
|-------------|---|
| Application | 3.5mm stainless steel, mild steel, fibreglass and plastic, etc |
| Operation | Operate with battery, hydraulic or high leverage ratchet driver only. |

SELF CENTERING

| Model No. Punch | Model No. Die | Hole Size \varnothing (mm) | Capacity Stainless Steel (mm) | Draw Studs | |
|--|---------------|------------------------------|-------------------------------|------------|-------|
| Slug-Splitter SC (Self Centering) Knockout Punches | | | | | |
| 28154 | 28155 | 22.5 | 3.5 | - | 29451 |
| 28156 | 28157 | 28.3 | 3.5 | 31872 | 29452 |
| 36490 | 36489 | 30.5 | 3.5 | 31872 | 29452 |
| 28158 | 28159 | 34.6 | 3.5 | 31872 | 29452 |
| 28160 | 28161 | 43.2 | 3.5 | 31872 | 29452 |
| 28162 | 28163 | 49.6 | 3.5 | - | 29452 |
| 28165 | 28166 | 61.5 | 3.5 | - | 29452 |

STANDARD

| Model No. Punch | Model No. Die | Hole Size \varnothing (mm) | Capacity Stainless Steel (mm) | Draw Studs | | Sleeve |
|-----------------|---------------|------------------------------|-------------------------------|------------|-------|----------------|
| 04599 | 04598 | 16.2 | 2.5 | 29451 | 29451 | - |
| 31119 | 31128 | 18.6 | 2.5 | 29451 | 29451 | - |
| 31120 | 31129 | 20.4 | 2.5 | 29451 | 29451 | - |
| 04602 | 04601 | 25.4 | 3.5 | 31872 | 29452 | - |
| 04605 | 04603 | 32.5 | 3.5 | 31872 | 29452 | - |
| 31122 | 31135 | 37.0 | 3.5 | 31872 | 29452 | - |
| 04608 | 04607 | 40.5 | 3.5 | 31872 | 29452 | - |
| 31123 | 31131 | 47.0 | 3.5 | - | 29452 | - |
| 04611 | 04609 | 50.8 | 3.5 | - | 29452 | - |
| 31124 | 31132 | 54.0 | 3.5 | - | 29452 | - |
| 31125 | 31133 | 60.0 | 3.5 | - | 29452 | - |
| 04614 | 04613 | 64.0 | 3.5 | - | 29452 | - |
| 00622 | 00626 | 74.0 | 3.5 | 31872 | 29452 | - |
| 00623 | 00627 | 89.9 | 3.5 | 31872 | 29452 | - |
| 00624 | 00629 | 102.7 | 3.5 | 31872 | 29452 | 00785 (1557SS) |
| 00625 | 00630 | 115.4 | 3.5 | 31872 | 29452 | 00785 (1557SS) |



CAN ONLY BE USED WITH THE PUNCH UNITS;
Page 336 = 15906, Page 339 = LS100L-230, Page 340 = REC-6200MX
(with 200AT-9PD Knock Out Puncher Head Attachment)

J HOLE MAKING & BENDING

www.specialisedforce.com.au