



DP 635 HEAVY DUTY RANGE 2" AND 2½"

Product code	000635.00001
Square drive	2 ½"
Bolt range	M50-M110
Max torque	26400 Nm -19520 ft-lb
Working torque	6050-8800 Nm - 4480-6510 ft-lb
Weight	67 kg - 147.7 lbs
Free speed	2100 rpm
Impacts number	400/min
Working pressure	6,3 bar - 91 psi
Air inlet	1" BSP
Inner hose diameter	25 mm - 0.984 in
Length	632,1 mm - 24.88 in
Side to center	95,5 mm - 3.76 in
Vibration level - triaxial	13,7 m/s ²
Sound pressure level	114 dB(A)







INCLUDED IN THE BOX



The package contains: barb 1", grease for hammer mechanism, oil for impact wrench motors, 8 socket head cap screws, 8 lock washers, front gasket, operating and maintenance manual, after-sales suggestions.

MAIN FEATURES

-  Hammer mechanism: 3-jaw
-  Anvil type: with hole, without ring
-  Air exhaust direction: through the handle
-  Hammer mechanism lubrication: grease

BEST FOR

-  Construction site and shipyard
-  Railways applications
-  Industrial assembly
-  Infrastructures

AVAILABLE: 2" VERSION

DP 635 2" - 000635.00002	
MAX TORQUE	23544 Nm 17423 ft-lb
WORKING TORQUE	5396-7848 Nm 3993- 5808 ft-lb
LENGTH	640,1 mm 25.2 in



The biggest and strongest T-handle model