



DP 37

HEAVY DUTY RANGE 1/2"

Product code	000037.00001
Square drive	1/2"
Bolt range	M10-M16
Max torque	850 Nm - 630 ft-lb
Working torque	60-650 Nm - 50-490 ft-lb
Weight	2,4 kg - 5.4 lbs
Free speed	6000 rpm
Impacts number	1100/min
Working pressure	6,3 bar - 91 psi
Air inlet	1/4" NPT
Inner hose diameter	8 mm - 0.315 in
Length	175 mm - 6.89 in
Side to center	32.5 mm - 1.28 in
Vibration level - triaxial	8,6 m/s ²
Sound pressure level	93 dB(A)







INCLUDED IN THE BOX




The package contains: grease for hammer mechanism, oil for impact wrench motors, operating and maintenance manual, after-sales suggestions.

MAIN FEATURES

-  Hammer mechanism: twin hammer
-  Anvil type: with ring, without hole
-  Air exhaust direction: through the handle
-  Hammer mechanism lubrication: grease

BEST FOR

-  Cars, van, suv tyreshops
-  Industrial assembly
-  Mechanical workshops



specialisedforce.com.au