

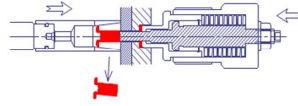


**BS series hydraulic rivet tool complete with pump**

**TO REMOVE RIVETS**

- Put Punching attachment into a hole of brake-lining.
- Pull the trigger.
- It's done!

**YOU CAN REMOVE A RIVET IN 2 SECONDS.**



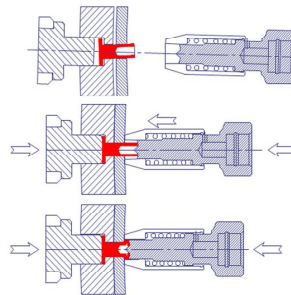
\*BS-2 doesn't harm brake-shoes and brake-linings.



**TO INSTALL RIVETS**




- Insert rivets in holes of brake-linings. (No need to tape holes.)
- Pull the trigger.
- It's done!

**YOU CAN INSTALL A RIVET IN 3 SECONDS.**



\* BS-2 puts brake-lining and brake-shoe together by riveting. They get appressed steadily.

\* The hydraulic pressure of BS-2 unit is 2 tons which is appreciate for both 6mm and 8mm rivets.



Lining Changer Specification	
Model	BS-2
Hydraulic Power	20kN {2TON}
Stroke	30mm
Depth	115mm
Opening width	120mm
Weight	5.2kg

Hydraulic Pump Specification		
Model	1/4-BS	SGS-2-BS
Motor {S.Phase}	AC220V 0.3kw	
Pressure	25MPa	
Discharge rate	300cc/min	
Reservoir	0.75L	2.5L
Weight	9.7kg	13kg

**BS RIVET TOOL - HYDRAULIC**

**www.specialisedforce.com.au**