









F

HYDRAULIC TOOLS



THE *CRK-SERIES* MAINTENANCE AND REPAIR KITS ARE AN INDISPENSABLE HYDRAULICALLY POWERED TOOL SET.

They can be used for pressing, spreading, lifting, straightening and clamping in workshops and collision repair centres. Most components are threaded for durability and the extension tubes feature a heavy wall for increased resistance to bending and deformation. All kits are supplied with industry standard high flow hydraulic couplings and dust caps.






PART DESCRIPTION	Maintenance & Repair Kit Model		
	CRK-10	CRK-10D	CRK-20D
	10 ton	10 ton	20 ton
 2-SPEED 700 BAR PUMP	P-260	P-260	P-270
 1.5 MTR HOSE & COUPLER	✓	✓	✓
 10 TON CYLINDER 150 MM STROKE	RC-106T	RC-106T	
 20 TON CYLINDER 127 MM STROKE			RC-205T
 1/2 TON SPREADER	DHS-05	DHS-05	
 5 TON 154 MM PULL CYLINDER		RP-56	
 GAUGE ADAPTOR	✓	✓	✓
 LIQUID FILLED FORCE GAUGE	✓	✓	✓

APPLICATION EXAMPLES



WARNING

When cylinders are used with maintenance set attachments or components, the maximum system pressure must generally be limited to half the rated pressure (350 bar).



CAPACITY
10 & 20 ton

MAXIMUM OPERATING PRESSURE
700 bar



F

HYDRAULIC TOOLS

F

HYDRAULIC TOOLS

	DESCRIPTION	STANDARD CRK-10	DELUXE CRK-10D	STANDARD CRK-20D
1	Adj. Body Spoon		ZAL1002	
2	3-1/4" Rubber Flex Head	ZAL1003	ZAL1003	
3	Collar Toe			ZAL1039
4	Pull Ring x 2		ZAL1040	
5	Pull Clamp x 2		ZAL1063	
6	Box Clamp x 2		ZAL1064	
7	Female Connector x 3			ZAL1068
8	127 mm Ext. Tube			ZAL1069
9	254 mm Ext. Tube			ZAL1070
10	508 mm Ext. Tube			ZAL1071
11	699 mm Ext. Tube			ZAL1072
12	127 mm Ext. Tube	ZAL1076	ZAL1076	
13	254 mm Ext. Tube	ZAL1077	ZAL1077	
14	508 mm Ext. Tube	ZAL1078	ZAL1078	
15	635 mm Ext. Tube	ZAL1079	ZAL1079	
16	Male Connector x 3			ZAL1073
17	Male Connector x 2	ZAL1074	ZAL1074	
18	Female Connector x 2	ZAL1075	ZAL1075	
19	Lock Pin x 1 (x 2 for CRK10D)	ZAL1101	ZAL1101	ZAL1101
20	Piston Rod Toe	ZAL1177	ZAL1177	
21	Spreader Toe		ZAL1178	
22	90° V Base	ZAL1179	ZAL1179	
23	Wedge Head	ZAL1180	ZAL1180	
24	Wedge Head			ZAL1100
25	Flat Base	ZAL1181	ZAL1181	
26	Serrated Saddle	ZAL1182	ZAL1182	
27	Serrated Saddle			ZAL1097
28	Piston Rod Base x 2			ZAL1098
29	Vee Head			ZAL1099
30	Offset Pull Toe x 2		ZAL1183	
31	Clamp End Toe		ZAL1184	
32	Collar Toe	ZAL1186	ZAL1186	
33	Clamp Head		ZAL1189	
34	Chain Pull Plate		ZAL1190	
35	3/8" x 5' Chain & Hook x 2		ZAL1386	
36	3-Shelf Service Cart		ZAL1009	ZAL1009
37	Metal Box	ZAL1405		
	Weight	39.5 kg	81.5 kg	76.5 kg



WARNING

When cylinders are used with maintenance set attachments or components, the maximum system pressure must generally be limited to half the rated pressure (350 bar).

17 **ZAL1074**
Male Connector



18 **ZAL1075**
Female Connector



19 **ZAL1101**
Lock Pin



26 **ZAL1182**
Serrated Saddle



27 **ZAL1097**
Serrated Saddle - 20 ton



28 **ZAL1098**
Piston Rod Base



23 **ZAL1180**
Wedge Head



24 **ZAL1100**
Wedge Head - 20 ton



25 **ZAL1181**
Flat Base



32 **ZAL1186**
Collar Toe



33 **ZAL1189**
Clamp Head



34 **ZAL1190**
Chain Pull Plate



29 **ZAL1099**
Vee Head



30 **ZAL1183**
Offset Pull Toe



31 **ZAL1184**
Clamp End Toe



35 **ZAL1386**
3/8" x 5' mm Chain and Hook



36 **ZAL1009**
3-Shelf Service Cart



37 **ZAL1405**
Metal Box




CAPACITY
10 & 20 ton

MAXIMUM OPERATING PRESSURE
700 bar

20 **ZAL1177**
Piston Rod Toe



21 **ZAL1178**
Spreader Toe



22 **ZAL1179**
90° V Base



ZAM1245 & ZAM1246*
Cylinder Adaptors



*NOT INCLUDED IN KITS