

ELECTRICAL

Rail - Mining - Oil & Gas - Civil Infrastructure - Industrial - Communications - Transport



Underground



Distribution



Transmission



Industrial



Vegetation



Wind & Solar



SPECIALISED FORCE

**HYDRAULIC TOOLS &
SPECIALISED ELECTRICAL
EQUIPMENT**



V3



www.specialisedforce.com.au

COMPANY PROFILE



Specialised Force Pty Ltd has been operating and expanding throughout Australia since 1982. With the Head office in Sydney, the company now operates in Brisbane, Townsville, Darwin, Adelaide, Melbourne, Perth, Port Hedland and Hobart, with additional support distribution network covering all areas throughout Australia & New Zealand for over 35 years.

Specialised Force success rests on unique knowledge of specialised hydraulic, electrical tooling equipment and other products. This includes synchronised lifting systems, torque equipment, heat exchanger, pipe maintenance equipment and overhead/underground power installation equipment. We pursue a "complete system" approach and carefully match components to ensure efficient and safe operation of equipment. In order to transform this knowledge into solutions that meet demands in different industries, the company is organised into separate business areas.



Focused Business Areas

ELECTRICAL Overhead & Underground Power Installation Machinery & Equipment

RAIL Maintenance, Construction and Safety Equipment

MINING Jacking, Maintenance Tools & Tensioning Devices

OIL & GAS Flange Maintenance, Alignment, Spreading & Torque Tools

CIVIL INFRASTRUCTURE Bending, Crimping, Punching & Cutting Tools

INDUSTRIAL Heavy Load Lifting/Shifting, Maintenance & Safety Equipment

COMMUNICATIONS Drum Handling Equipment, Rollers & Winches

TRANSPORT Jacks, Presses, Pullers, Repair Kits & Torque Tooling

Safety First

Specialised Force strives to provide a safe, healthy work environment that stimulates customers and employees to perform effectively, to assume responsibility and to continue to develop towards company goals. Specialised Forces vision is for zero work-related injuries.

Environmental Responsibility

Environmental consideration is a key element in our operations. We strive to prevent or minimize harmful effects on the environment.

Driven By Customer Value

Where businesses are evolving – that's where you'll find Specialised Force. Our range of products and solutions are used by customers worldwide and by most industries. Specialised Force offers improved efficiency, productivity and safety, which in turn boosts profitability for customers.



QUALITY - SALES - SERVICE - SOLUTIONS

www.specialisedforce.com.au

OUR VISION

Customers and partners will see us as integral to their success. We will anticipate their needs and deliver on every commitment we make.

People will be proud to work at Specialised Force. We will create opportunities to achieve the extraordinary and we will reward success.

Communities will regard us as responsible and responsive. We will integrate local perspectives, promote sound management of resources, and contribute to a better quality of life.

OUR VALUES

Safety

Zero accidents is our unwavering goal - people's lives depend on it.

Excellence

We set high standards. We apply advanced technology, and we continually innovate and improve. We thrive on challenge and accomplishment.

Ethics

Uncompromising integrity, honesty, and fairness are at the heart of our company.

Fair Return


We earn a return that fairly rewards the value we deliver.

Sustainability

We plan and act for the future - for the long-term good of our company, our customers, and our world.

Mutual Respect

We work by our Specialised Force Covenants, which encourage openness, teamwork, and trust. We value an inclusive culture based on diverse backgrounds, experience and views.



Experience you can trust

Experience you can trust

A proven competent, widespread service network which is supported by a national infrastructure to deliver service, parts and components, is vital in ensuring that your equipment is up and running as fast as possible. In Specialised Force you have a reliable partner who can not only supply the equipment you need, but also has in-depth application knowledge of your working environment and possess a national presence that can provide a high standard of support regardless of customer location. At Specialised Force we stand behind the "SF" logo as a symbol of product quality and service.



National Coverage, But Local Care

The real strength of Specialised Force's service is the combined knowledge and competence of the people who are in contact with customers on a day-to-day basis. Our teams provide service, parts and technical support on a national scale. The inherent multi-functionality of support teams enables solutions to be processed with the efficiency of a national organisation. Our aim is to exceed our customers' levels of expectations. Our goal is to make Specialised Force customers more successful through long-term cooperation and partnership development.

A team you can trust





A. CABLE CRIMPING

4–41

B. CABLE CUTTING

46–75

C. HYDRAULIC TOOLS & ACCESSORIES

80–117

D. WINCHES

122–147

E. UNDERGROUND CABLE PULLING

152–203

**F. OVERHEAD CONSTRUCTION &
STRINGING EQUIPMENT**

208–265

G. DYNAMOMETERS & LOAD CELLS

270–277

**H. LINESMAN TOOLING &
ASSORTED EQUIPMENT**

282–311

I. CABLE PREPARATION

316–329

J. HOLE MAKING & BENDING

334–383

K. SAFETY & LIGHTING

388–397

REFERENCES

402–413

A. CABLE CRIMPING

BATTERY CRIMPER – 12 TONNE – IZUMI	4
BATTERY CRIMPER – 12T IN-LINE – IZUMI	5
BATTERY MULTI TOOL – 12 TONNE – IZUMI	6
BATTERY CRIMPER – 15 TONNE – IZUMI	8
TOOL ACCESSORIES – BATTERY – IZUMI	10
LOW PRESSURE CRIMPER – 12 TONNE – IZUMI	12
HAND CRIMPER – 12 TONNE – IZUMI	13
REMOTE HEAD CRIMPER – 12 TONNE – IZUMI	14
REMOTE HEAD CRIMPER – 12/15 TONNE – IZUMI	15
TEST GAUGE 12/15 TONNE – IZUMI	17
DIES ALUMINIUM – 12 TONNE	18
DIES COPPER – 12 TONNE	19
DIE – “C” CONNECTOR & CUTTING – 12 TONNE	20
BATTERY TERMINAL CRIMPER – 1.5 TONNE & 2 TONNE – IZUMI	21
BATTERY CRIMPER – 5 TONNE – IZUMI	22
DIES 5 TONNE (CEMBRE) – IZUMI	23
BATTERY CRIMPER – 5 TONNE – IZUMI	24
DIES – 5 TONNE – IZUMI	25
BATTERY CRIMPER/CUTTER – 6 TONNE – IZUMI	26
DIES 6 TONNE	27
REMOTE CRIMP HEAD & DIES 25 TONNE – IZUMI	28
REMOTE CRIMP HEAD & DIES 30 TONNE – IZUMI	29
REMOTE CRIMP HEAD – 45 TONNE – REMA	30
DIES – 45/55 TONNE	31
REMOTE CRIMP HEAD – 60 TONNE – IZUMI	32
DIES – 60 TONNE	33
REMOTE CRIMP HEAD – 100 TONNE – IZUMI	34
REMOTE HEAD & DIES – 100 TONNE – IZUMI	35
REMOTE CRIMP HEAD – 200 TONNE – IZUMI	36
HAND CRIMPERS – POWAQUIP	37
SWAGERS & CUTTERS – ARM	38
SWAGING, SLEEVES & TOOLING – ARM	39
BATTERY/ELECTRIC SWAGER & SLEEVES – ARM	40

B. CABLE CUTTING

RATCHET CUTTERS – BATTERY – IZUMI	46
RATCHET SCISSOR CUTTERS – BATTERY	47
SCISSOR CUTTERS – BATTERY – IZUMI	48
GUILLOTINE CUTTERS – BATTERY – IZUMI	49
IN-LINE CUTTERS – BATTERY – IZUMI	50
BOLT/SEAL CUTTER – BATTERY – GREENLEE	51
BATTERY MULTI TOOL – 12 TONNE – IZUMI	52
BATTERY MULTI TOOL – 12 TONNE	53
BATTERY TOOL ACCESORIES – IZUMI	54
CUTTING DIE – 12 TONNE – IZUMI	56
REMOTE CUTTING HEADS – IZUMI	57
REMOTE CUTTING HEADS – DAIA	60
REMOTE SAFETY CUTTING/CABLE SPIKING SYSTEM – DAIA – IZUMI	61
HAND CUTTERS – HYDRAULIC – IZUMI	62
HAND CUTTERS – AL/CU – GREENLEE	66
HAND CUTTERS – HEAVY DUTY AL/CU – GREENLEE	67
RATCHET HAND CUTTER – AL/CU – IZUMI	68
RATCHET HAND CUTTER – AL/CU/ACSR	69
RATCHET HAND CUTTER – AL/CU	70
RATCHET CUTTERS – ACSR/GUY WIRE – GREENLEE	71
RATCHET HAND CUTTERS – AL/CU/ACSR	72
HAND CUTTERS & SWAGERS – WIRE ROPE – ARM	73
CUTTERS – WIRE ROPE – ARM	74

C. HYDRAULIC TOOLS & ACCESSORIES

WRENCH – IMPACT – GREENLEE	80
NUT RUNNERS, IMPACT ADAPTORS & DRIVERS	82
SOCKETS – IMPACT	83
DRILLS – HIGH TORQUE & HAMMER – GREENLEE	85
DRILL – HAMMER – SUBMERSIBLE – DOA	86
DRILL – REVERSIBLE – GREENLEE	87
AUGER BITS – IMPACT – BUSHRANGER	88
CRIMPER – LOW PRESSURE – 12 TONNE – IZUMI	89
SAW – POLE, LONG REACH – GREENLEE	90
SAW – CHAIN – GREENLEE	91
SAWS & PRUNERS – LONG REACH – GREENLEE	92
TAMPER – POLE – GREENLEE	93
PULLER – POLE – GREENLEE	94
JACKING SYSTEM – POWER POLE – DURAPAC	95
DRIVER – POST & ROD – GREENLEE	96
DRIVERS & DRILLS – POST & ROCK – MARUZEN	98
CUTTER – CONCRETE SAW – MARUZEN	99
BREAKERS – ROCK – MARUZEN	100
PUMPS, LOW PRESSURE – PETROL – MARUZEN	101
PUMPS, LOW PRESSURE – PETROL/DIESEL – HYCON	102
HOSES – LOW PRESSURE, TWIN LINE & STORAGE BAG	103
VALVE – LOW PRESSURE, FLOW CONTROL	105
PUMPS – HIGH PRESSURE, BATTERY & REMOTE – IZUMI	106
PUMPS – HIGH PRESSURE, BATTERY – INTERCABLE	107
PUMPS – HIGH PRESSURE, BATTERY – DURAPAC	108
PUMP ACCESSORIES – BATTERY 700/850 BAR – DURAPAC	109
PUMPS – HIGH PRESSURE, ELECTRIC – RIKEN – DAIA	110
PUMPS – HIGH PRESSURE, ELECTRIC – IZUMI	111
PUMPS – HIGH PRESSURE, ELECTRIC – DURAPAC	112
PUMPS – HIGH PRESSURE, DIESEL – DURAPAC	113
PUMPS – HIGH PRESSURE – PETROL – IZUMI	114
PUMPS – SUBMERSIBLE – GREENLEE	115
HOSES – HIGH PRESSURE	116
HOSES & COUPLINGS – HIGH PRESSURE – CEJN	117

D. WINCHES

WINCH – CAPSTAN, PORTABLE – PORTABLE WINCH	122
PORTABLE CAPSTAN WINCH – SPECIFICATIONS – PORTABLE WINCH	126
PORTABLE WINCH – SPECIFICATIONS – PORTABLE WINCH	127
PORTABLE CAPSTAN WINCH – ACCESSORIES	
REFERENCE CHART – PORTABLE WINCH	128
PORTABLE CAPSTAN WINCH – ROPES & ROPE CASES/BAGS – PORTABLE WINCH	129
PORTABLE CAPSTAN WINCH – PULLEYS & SPARE PARTS – PORTABLE WINCH	130
PORTABLE CAPSTAN WINCH – ACCESSORIES – PORTABLE WINCH	131
WINCH – DUAL CAPSTAN, PETROL/DIESEL – GOODWINCH	134
WINCH – PULLER ELECTRIC – GREENLEE	136
PUSHER/FEEDER – CABLE – GREENLEE	138
CABLE PULLING THEORY & ONLINE TRAINING – GREENLEE	139
WINCH – CAPSTAN, HYDRAULIC – BLOOM	140
WINCH SELECTION – OMAC	142
WINCH – FIBRE OPTIC – OMAC	144
SAFETY BARRIER – WINCH	145
HOIST – TIRFOR – TRACTEL	146
WINCH – TIRFOR HYDRAULIC – TRACTEL	147

E. UNDERGROUND PULLING

SOCKS – CABLE PULLING GRIPS	152
SWIVELS & QUICK LINKS – DCD	156
SWIVELS – BREAKAWAY & CONNECTORS – ROPE TO ROPE – DCD	157
CONNECTOR – ROPE TO SWIVEL – DCD	158
PULLING EYE – REUSABLE & CRIMP – HEARTHILL	159
ROPE & TWINE – POLYPROPYLENE	160
ROPE – DOUBLE BRAIDED COMPOSITE – PELICAN ROPE	161
ROPE – HIGH STRENGTH DYNEEMA – PELICAN ROPE	162
ROLLERS & GUIDES – TRENCH/MANHOLE – HEARTHILL	163
GUIDES – TRENCH/MANHOLE – HEARTHILL	164
ROLLERS & ACCESSORIES – UNDERGROUND – LANCIER	165
ROLLERS – CABLE TRAY & FEEDING – HEARTHILL	166
ROLLERS – TRENCH CORNER & SPARES – HEARTHILL	167
LIFTERS – MANHOLE COVER – LIFTPLAQ	168
LIFTERS – PIT LID	169
ROLLER & SHEAVES – HOOK – GREENLEE	170
SHEAVES – HOOK, TRIPLE & CONVEYOR – GREENLEE	171
GUIDES – CONDUIT FEEDING – HEARTHILL	172
SHEAVES, BELLMOUTHS & GUIDES – CONDUIT FEEDING – HEARTHILL	173
CONDUIT PROVING/CLEANING EQUIPMENT – HEARTHILL	174
CONDUIT LUBE/CABLE GEL & RUBBER SLUG – HEARTHILL	175
BLOWING EQUIPMENT	176
RODDERS – FIBREGLASS – HEARTHILL	178
RODDERS, FIBREGLASS – ACCESSORIES – HEARTHILL	179
TAPES – FIBREGLASS FISHING – GREENLEE	180
TAPES – NYLON FISHING & LEADERS – GREENLEE	181
TAPE – STEEL FISHING – GREENLEE	182
CABLE DRUM HANDLING – RAMP, TROLLEY & CADDY – HEARTHILL	184
CABLE DRUM HANDLING – LEVER & STANDS – HEARTHILL	185
CABLE DRUM HANDLING – SCISSOR LIFT STANDS – HEARTHILL	186
CABLE DRUM HANDLING – PORTABLE & SERVICE STANDS – HEARTHILL	187
CABLE DRUM HANDLING – HYDRAULIC JACK STANDS – HEARTHILL	188
CABLE DRUM HANDLING –HYDRAULIC JACK STANDS	189
CABLE DRUM HANDLING – “A” FRAME STANDS – HEARTHILL	190
STANDS – REEL/DRUM – OMAC	192
PULLING MACHINERY – UNDERGROUND – OMAC	194
ACCESSORIES – MACHINE – OMAC	196
WIRE ROPE – ANTI TWIST	197
ACCESSORIES – MACHINE – OMAC	198
WINDERS – HYDRAULIC – OMAC	199
STANDS – REEL – OMAC	200
TRAILERS – CABLE DRUM – HEARTHILL	201
PUSHER/FEEDER – CABLE – GREENLEE	202
PUSHER/FEEDER – CABLE – OMAC	203

F. OVERHEAD CONSTRUCTION & STRINGING EQUIPMENT

WIRE GRIPS – HI-TOOL	208
WIRE GRIPS – INTERCHANGEABLE LINER TYPE	216
HOISTS – WIRE ROPE – LINCOLN HOIST	218
WEB STRAP PULLERS – HI-TOOL	220
SERVICE LINE TENSIONER & STANDS – POLE	221
SOCKS – CABLE PULLING GRIPS	222
SOCKS – CABLE PULLING GRIPS, FITTING	226
SWIVELS – LINE – DCD	228
CONNECTORS – ROPE & SWIVEL – DCD	229
SWIVELS, ROPE JOINTS & JOINT COVERS – OMAC	230
ROPE – INSULATING	231
ROPE – HIGH STRENGTH DYNEEMA – PELICAN ROPE	232
ROPE – DOUBLE BRAIDED COMPOSITE – PELICAN ROPE	233
HAND LINE BLOCK & PULLING EYE – POWAQUIP	234
GROUNDING DEVICE & EARTH STAKE	235
RUNNING BOARDS – OMAC	236
COUNTERWEIGHT – OPGW – OMAC	237
LINE TROLLEY – 1 OR 2 PERSONS – OMAC	238
LINE TROLLEY – 1-2 PERSONS, MANUAL & MOTOR – OMAC	239
LINE TROLLEY & BICYCLE – OMAC	240
PLATFORMS – WORK & POLE	241
SUSPENSION PLATFORMS – OMAC	242
LADDERS – SUSPENSION – OMAC	243
LADDERS – SUSPENSION/PLATFORM – OMAC	244
LADDERS – SUSPENSION – OMAC	245
GIN POLES & ALUMINIUM EQUIPMENT – OMAC	246
ROLLERS – OH/ABC – HEARTHILL	247
ROLLER ACCESSORIES – UNIVERSAL – POWAQUIP	248
ROLLERS – CROSSARM – HEARTHILL	249
ROLLERS – HANGING & FIBRE OPTIC – HEARTHILL	250
STRINGING ROLLERS – HELICOPTER – POWAQUIP	251
STRINGING ROLLERS – HELICOPTER & BUNDLE – POWAQUIP	252
STRINGING ROLLERS – SINGLE – OMAC	253
STRINGING ROLLERS – MULTIPLE – OMAC	254
STRINGING ROLLERS – HELICOPTER – OMAC	255
STRINGING ROLLERS – HELICOPTER – OMAC	256
ROLLERS & BLOCKS – RUNNING OUT – OMAC	257
ACCESSORIES – SCOPE, SAGGING & THERMOMETER	258
TRACTION ROBOT – OMAC	259
STRINGING MACHINERY – OVERHEAD – OMAC	260
STRINGING MACHINERY ACCESSORIES – OVERHEAD – OMAC	262
WIRE ROPE – ANTI TWIST	263
ACCESSORIES – MACHINE – OMAC	264
TRAILERS – CABLE DRUM – HEARTHILL	265

G. DYNAMOMETERS & LOAD CELLS

DYNAMOMETERS – ELECTRONIC/DIGITAL – TRACTEL	270
DYNAMOMETERS – PIAB	274
DYNAMOMETER – ANALOG – HI-TOOL	276
METER – ROPE TENSION – DILLON	277

H. LIVE WORKING. STORAGE & LINESMAN ACCESSORIES

TREE TRIMMING – INSULATED KITS	282
INSULATED FIBREGLASS STICKS	283
STORAGE – EWP – TOOL HOLDERS – JAMESON	284
STORAGE – EWP – TOOL HOLDERS & BOARDS – JAMESON	285
STORAGE – EWP – APRONS & HOOKS – ESTEX	286
STORAGE EQUIPMENT – TOOL BAGS & BUCKETS – ESTEX	287
PETROL TIMBER SLEEPER DRILL – ECHO	290
WRENCH – IMPACT, BATTERY – IZUMI	291
HELICAL TOOL & WEDGE REMOVER	292
WRENCHES – STANDARD & UTILITY RATCHET	293
GLOVES & ACCESSORIES – RUBBER INSULATING – BALMORAL ENGINEERING	294
GLOVES – LV RUBBER INSULATING – BALMORAL ENGINEERING	295
GLOVES – HV RUBBER INSULATING – BALMORAL ENGINEERING	296
GLOVE ACCESSORIES – RUBBER INSULATING – BALMORAL ENGINEERING	298
BOOTS – RUBBER INSULATING – BALMORAL ENGINEERING	299
SLEEVES & ACCESSORIES – RUBBER INSULATING – BALMORAL ENGINEERING	300
POLE MARKERS, LV GUARDS & HOSES – BALMORAL ENGINEERING	301
WARNING MARKERS, LV GUARDS & HOSES	302
MATS & COVERS – BALMORAL ENGINEERING	303
KITS – SUBSTATION & SWITCHBOARD, STREET LIGHT COLUMN – BALMORAL ENGINEERING	305
DRAPES & ACCESSORIES – SUBSTATION & SWITCHBOARD – BALMORAL ENGINEERING	306
HEIGHT SAFETY & RESCUE – BALMORAL ENGINEERING	307
KITS & BAGS – RESCUE – BALMORAL ENGINEERING	308
HEIGHT SAFETY EQUIPMENT & ACCESSORIES – BALMORAL ENGINEERING	309
BAGS & POUCHES – TOOL – BALMORAL ENGINEERING	310

I. CABLE PREPARATION

CONDUCTOR TRIMMER – FOR ACSR	316
STRIPPER – OUTER SHEATH – INTERCABLE	317
STRIPPER & 1000V INS KNIFE – OUTER SHEATH – INTERCABLE	318
STRIPPER – OUTER & INNER SHEATH – INTERCABLE	319
STRIPPER – INSULATION & WIRE – INTERCABLE	320
STRIPPER – SEMI-CONDUCTOR – INTERCABLE	321
CUTTER – CHAMFER & INSULATION – INTERCABLE	322
STRIPPER – INSULATION – INTERCABLE	323
STRIPPER – INSULATION/SHEATH, ABC & SEMI-CONDUCTOR SCORER	324
STRIPPER – SCORER, SHEATH & SEMI-CONDUCTOR SCORER	325
STRIPPER – INSULATION & SEMI-CONDUCTOR SCORER – SPEED SYSTEMS	326
STRIPPER – CHAMFER – SPEED SYSTEMS	327
STRIPPER INSULATION REMOVER	328
STRIPPER – UNIVERSAL & END – GREENLEE	329

J. HOLE MAKING & BENDING

PUNCH KITS – HAND HYDRAULIC – IZUMI	334
PUNCH KITS – BATTERY HYDRAULIC – IZUMI	337
PUNCH DRIVER – KNOCKOUT – RIKEN	338
PUNCH – BATTERY – GREENLEE	339
MULTI TOOL – BATTERY HYDRAULIC – IZUMI	340
PUNCH – HYDRAULIC REMOTE HEAD – IZUMI	342
PUNCH – BATTERY HYDRAULIC & HAND STUD – GREENLEE	343
PUNCH – HAND STUD & BUSHINGS – GREENLEE	344
PUNCH – HAND STUD – GREENLEE	345
PUNCH & DIES – KNOCK OUT – SHARK	346
PUNCH & DIES – KNOCK OUT – DAIA	347
PUNCH & DIES – SLUG SPLITTER – GREENLEE	348
PUNCH & DIES – SLUG SPLITTER & SLUG BUSTER® – SLUG BUSTER	349
PUNCH & DIES – SLUG BUSTER® – GREENLEE	350
PUNCH & DIES – OILTIGHT & KEYWAY – GREENLEE	352
PUNCH & DIES – “D” & DOUBLE “D” – GREENLEE	353
PUNCH & DIES – SQUARE – GREENLEE	354
PUNCH & DIES – RECTANGULAR – GREENLEE	355
PUNCH & DIES – ELECTRONIC CONNECTOR – GREENLEE	356
DRAW STUDS	357
DRAW STUDS & SPACERS – GREENLEE	358
PUNCH – KEYWAY – GREENLEE	359
PUNCH – ELECTRIC & BATTERY – DIAMOND	360
PUNCH & DIES – DIAMOND	361
BITS – STEP – GREENLEE	364
DRILL & TAP COMBINATIONS – GREENLEE	366
AUGER BITS – IMPACT – BUSHRANGER	367
DRILLS – FLEXIBLE – GREENLEE	368
DRILLS, FLEXIBLE – KITS & ACCESSORIES – GREENLEE	369
DRILLS – MAGNETIC – HOUGEN	370
DRILL ACCESSORIES – MAGNETIC – HOUGEN	371
BENDER – CONDUIT MANUAL – BENDITNOW	372
THREADER – CONDUIT, STEEL	373
BENDER – BATTERY CABLE – IZUMI	374
BENDER – PIPE, HYDRAULIC – IZUMI	376
BENDING, CUTTING & FAB – BUSBAR – DAIA – IMB	377
BENDER – PIPE DIGITAL, ELECTRIC & MANUAL – CBC	378
BENDER – PIPE DIGITAL, ELECTRICAL & ACCESSORIES – CBC	379
BENDING & FABRICATION – BUSBAR – NOVOPRESS	380

K. SAFETY & LIGHTING

NETS – LOAD CONTAINMENT – SSEA	388
NETS – CYCLONE – SSEA	389
DIRT LIFTING TARP & CROSSARM DRILL – ESTEX	390
HEADLAMPS	391
TORCH – SIGNALLER	392
LIGHTING & FLAGS – POLE	393
LIGHTING – EMERGENCY – BATTERY – NIGHTSEARCHER	394
LIGHTING – EMERGENCY WARNING MARKERS – NIGHTSEARCHER	396
LIGHTING – MULTI-FUNCTIONAL & PORTABLE, RECHARGEABLE – NIGHTSEARCHER	397

REFERENCE TABLES

POWER CABLE – DIMENSIONAL DATA	402
SOCK & SWIVEL SELECTION MATRIX	403
REFERENCE TABLES	404





SPECIALISED FORCE
HYDRAULIC TOOLS &
SPECIALISED EQUIPMENT
PTY. LTD.

Crimping



www.specialisedforce.com.au



A. CABLE CRIMPING

4-41

BATTERY CRIMPER – 12 TONNE – IZUMI	4
BATTERY CRIMPER – 12T IN-LINE – IZUMI	6
BATTERY CRIMPER – 15 TONNE – IZUMI	7
BATTERY MULTI TOOL – 12 TONNE – IZUMI	8
TOOL ACCESSORIES – BATTERY – IZUMI	10
LOW PRESSURE CRIMPER – 12 TONNE – IZUMI	12
HAND CRIMPER – 12 TONNE – IZUMI	13
REMOTE HEAD CRIMPER – 12 TONNE – IZUMI	14
REMOTE HEAD CRIMPER – 12/15 TONNE – IZUMI	15
TEST GAUGE 12/15 TONNE – IZUMI	17
DIES ALUMINIUM – 12 TONNE	18
DIES COPPER – 12 TONNE	19
DIE – “C” CONNECTOR & CUTTING – 12 TONNE	20
BATTERY TERMINAL CRIMPER – 1.5 TONNE & 2 TONNE – IZUMI	21
BATTERY CRIMPER – 5 TONNE – IZUMI	22
DIES 5 TONNE (CEMBRE) – IZUMI	23
BATTERY CRIMPER – 5 TONNE – IZUMI	24
DIES – 5 TONNE – IZUMI	25
BATTERY CRIMPER/CUTTER – 6 TONNE – IZUMI	26
DIES 6 TONNE	27
REMOTE CRIMP HEAD & DIES 25 TONNE – IZUMI	28
REMOTE CRIMP HEAD & DIES 30 TONNE – IZUMI	29
REMOTE CRIMP HEAD – 45 TONNE – REMA	30
DIES – 45/55 TONNE	31
REMOTE CRIMP HEAD – 60 TONNE – IZUMI	32
DIES – 60 TONNE	33
REMOTE CRIMP HEAD – 100 TONNE – IZUMI	34
REMOTE HEAD & DIES – 100 TONNE – IZUMI	35
REMOTE CRIMP HEAD – 200 TONNE – IZUMI	36
HAND CRIMPERS – POWAQUIP	37
SWAGERS & CUTTERS – ARM	38
SWAGING, SLEEVES & TOOLING – ARM	39
BATTERY/ELECTRIC SWAGER & SLEEVES – ARM	40

**12 TONNE BATTERY HYDRAULIC CRIMPERS
(MADE IN JAPAN)**



MODEL NO. REC SERIES

The REC Series battery operated 12 tonne compression tools accept 12 tonne standard dies. Used for applying lugs, connectors and compression fittings to copper cables, aluminium, ACSR, ABC and various other cables and conductors. The pistol versions are "Series 6" tools are well balanced and preferred for Overhead and Switchboard applications. The basket style is preferred for Underground, workshops and/or repetitive tasks as the unit stands by itself. The trigger switch and return button are activated by only one hand so that other hand always free to hold working material. New electronic circuit board with LED indicates compression status and battery capacity. To order complete kits with tool, two batteries, 12VDC-230VAC charger and carrying case - use "Kit Model No." in tables below (suffix "BB").



REC-6431
Pistol "C" Head



REC-6510
Pistol "C" Head



REC-H6130
Pistol "U" Head



REC-3430A
Basket "C" Head



REC-3510A
Basket "C" Head

FEATURES

- 12VDC-230VAC charger included with carrying case ("BB" kit models)
- 14.4VDC 3.0Ah Lithium-Ion Batteries with Charge Indicator BP-80LI
- Battery Increase of 40% with BP-80LI
- Ergonomic design and hand grips
- Rapid ram advance mechanism
- LED Light (Series 6 Only)
- Improved Motors & Circuit Boards (Series 6 Only)
- Swivel Heads
- Quality ISO9001
- Pinch Free Design

SPECIFICATIONS

Kit Model No.	Style	Head Type	Jaw Opening (mm)	Force (Kn)	Capacity (mm ²)		Approx Crimps per Charge Max Capacity	Dimensions (mm)	Reservoir Capacity (cc)	Wt Inc Battery (kg)
					Al	Cu				
REC-6431(BB)	Pistol	C	31	120	300	300	75	392x343x70	153	5.8
REC-6510(BB)	Pistol	C	42	120	300	400	75	421x286x78	153	6.7
REC-H6130(BB)	Pistol	U	28	120	300	300	75	420x256x78	153	6.5
REC-3430A(BB)	Basket	C	30	120	300	300	68	410x275x90	170	8.4
REC-3510A(BB)	Basket	C	42	120	300	400	68	440x275x90	170	9.3

* For special lugs, connectors or sleeves contact Specialised Force as we can test crimp materials and suggest most suitable models.

Refer page 10–11 for battery and charger details

Refer pages 18–20 for 12T dies



REC-6431

LED LIGHTS



REC-6510

12 TONNE BATTERY HYDRAULIC CRIMPERS (MADE IN JAPAN)



MODEL NO. S7G SERIES

The S7G Series Battery Hydraulic 12 tonne Crimpers accept industry standard 12 tonne dies, used for applying compression Lugs, Links, Full-Tension & Non-Tension sleeves to a variety of conductor sizes & types, including Copper (CU), Aluminium (AL), ACSR, ABC and a variety of other cables and conductors.

The pistol style tools are well balanced and suited for Overhead, Underground networks and Switchboard applications, to mention a few.

The trigger switch and return button are activated using one hand, leaving the other hand free to secure working material.

LED indicates Compression Status. Battery level is indicated on the Makita battery.

To order complete kits including Crimper, two Batteries, 230VAC Charger and Carry Case - use "Kit Model No." shown in tables below (add suffix "BB").

"Series 7 battery crimpers provide the IZUMI reliability with the versatility of a Makita battery"



S7G-C431M
Pistol "C" Head

S7G-C510M
Pistol "C" Head

FEATURES

- Japanese quality
- Quick release die retainer
- Swivel head
- OH&S compliant - no retract pinch point
- Quality backed by ISO9001
- Manual retract does not rely on battery
- Retract stop feature for multiple crimping
- Battery Level Indicator (on battery)
- Powered by genuine MAKITA™ 18V lithium-ion battery
- Ergonomically designed & balanced body for operator comfort

SPECIFICATIONS

Kit Model No.	Style	Head Type	Jaw Opening (mm)	Force (Kn)	Capacity (mm ²)		Operating Speed (No Load)	Approx Crimps per Charge Max Capacity	Dimensions (mm)	Reservoir Capacity (cc)	Wt Inc Battery (kg)
					Al	Cu					
S7G-C431M(BB)	Pistol	C	31	120	300	300	6.0sec	75	413x286x92	153	7.4
S7G-C510M(BB)	Pistol	C	42	120	300	400	6.8sec	75	436x286x92	153	7.8

* For special lugs, connectors or sleeves contact Specialised Force as we can test crimp materials and suggest most suitable models

ACCESSORIES

Model No.	Description
BL1850B	Makita 18V 5.0Ah Battery
DC18RC	Makita 230V Battery Charger



BL1850B



DC18RC

Refer pages 18–20 for 12T dies

IN-LINE BATTERY HYDRAULIC CRIMPERS (MADE IN JAPAN)

MODEL NO. SL SERIES

The Izumi SL slimline series hydraulic crimpers were designed for crimping in tight spaces such as switchboards and panels or pre-existing cable termination points. They accept standard 12 tonne "C" or "U" compression dies. Despite their lightweight "in-line" compact design, their performance is still equivalent to that of the pistol style REC-6510. The number of times crimping can be completed has increased by 40% just with the battery alone (BP-80LI when compared to the REC-5 Series's BP-80).

To order complete kits with tool, two batteries, 12VDC-230VAC charger and carrying case - use "Kit Model No." in tables below (suffix "BB").

FEATURES

- The SL-510 is the latched head version of the SL-C510
- Compress conductors up to 400mm²
- Rapid ram advance mechanism
- Right or left handed operation
- 180° swivel head (SL-C510)
- Quality backed by ISO9001
- 14.4VDC 3.0Ah Lithium-Ion Batteries
- with press charge indicator
- Number of times cutting at full charge: Increased by 40% (when compared with the REC-5 Series)
- 12VDC-230VAC charger included with carrying case ("BB" kit models)
- Sliding pin with lock function prevents head from opening accidentally



SL-510



LED LIGHTS

SL-C510



SL-C510

SL-510



"C" Crimp Head



Latched Head

TOOL SPECIFICATIONS

Kit Model No.	Style	HeadType	Jaw Opening (mm)	Force (Kn)	Capacity (mm ²)		Approx Crimps per Charge Max Capacity	Dimensions (mm)	Reservoir Capacity (cc)	Wt Inc Battery (kg)
					Al	Cu				
SL-C510(BB)	In-Line	C	42	120	300	400	60	521x150x101	153	7.30
SL-510(BB)	In-Line	Latched	42	120	300	400	60	485x121x101	153	5.90

* For special lugs, connectors or sleeves contact Specialised Force as we can test crimp materials and suggest most suitable models

Refer page 10–11 for battery and charger details

Refer page 18–20 for 12 tonne dies

MODEL No. REC-3610



SPECIFICATIONS

Ram Stroke	50mm (Jaw Opening)
Capacity	Max 300mm ² AL & 400mm ² CU using 15T-PU ADAPTOR 500 mm AL & 630mm CU with special Dies
Motor	14.4VDC
Reservoir capacity	170cc
Force at die face	134kN
Size (mm)	480 X 275 X 90 (LxHxW)
Weight	10.7kg with BP-80LI Battery

The number of crimps per charge for maximum size conductor: **Approximately 68**

FEATURES

The REC-3610 has the largest output and piston travel of all our battery tools. The piston travel is 50mm which accepts mid-span copper and aluminium sleeve and cables.

Portability and handling have now been improved and, The Crimper now features a new larger handle opening with a rocker type advance/retract switch located on top of the handle for 1-finger trigger operation. The handle opening and rocker type switch is large enough for gloved hand. It also incorporates a built-in foot base with finger indents for easier handling when holding the tool with both hands.

DIES & ACCESSORIES

15 Tonne Hex Die-Set Suits Rec-3610				
Model No.	mm ²	A/F	Material	Crimp Width
15T-26.0AFCU	300	26.0	CU	10.5mm
15T-28.1AFCU	400	28.1	CU	8.5mm
15T-31.0AFCU	500	31.0	CU	7.2mm
15T-37.0AFCU	630	37.0	CU	6.2mm
15T-39.0AFAL	400/500	39.0	AL	16.5mm
Model No.	Description			
15T-PU-ADAPTOR	PICK UP ADAPTOR TO SUIT STANDARD 12TONNE DIES			

FORCE
15 Tonne Type

JAW OPENING
50mm with Dies fitted

CAPACITY
300mm² AL & 400mm² CU*
500mm² AL & 630mm² CU with 15T dies

MAX 630mm²*

**Accepts existing 12 tonne Standard Dies Nest/Indent & "C" connector Dies when used with 15T-PU-ADAPTOR*

DETAILS

- Dies are sold separately. **Refer below chart for 15 Tonne dies and refer pages 18–20 for 12 Tonne Dies (To use 12T dies you must purchase the 15T-PU-ADAPTOR as per below table)**
- LED lights when battery capacity becomes low
- Well balanced & compact design
- Larger handle opening with rocker type switch
- Built-in foot base with finger indents
- New rapid advance system
- 14.4 VDC powerful motor
- 180° swivel head
- Quality backed by ISO9001

ORDERING INFORMATION

Refer page 10–11 for Battery & Charger Details

PLEASE NOTE: Add **(BB)** to the model number suffix for lithium-ion batteries e.g. **REC-3610(BB)**
Includes: Shoulder strap, Carrying case, 2 Batteries (**BP-80LI**) and 12VDC-230VAC Charger (**CH-100**)

MODEL No: REC-3610

Includes: Crimper with case and Shoulder Strap only (No Battery or Charger)




*Dies compatible with Burndy Y46 Crimper

MODEL No. REC-6200MX

Fitted with 200AT-410 12 Tonne Crimp Head

HEAD RELEASE PIN



EASY PULL PIN TO CHANGE HEADS



SPECIFICATIONS

Motor	14.4 VDC
Reservoir Capacity	100 cc
Force at Die Face	127 kN
Head Rotation	180°
Size (mm)	356 x 326 x 70 (LxHxW)
Weight	5.8kg with BP-80LI Battery (without crimp head)

Crimp Head Attachment

- Accepts existing 12 ton U-type dies
- Maximum Capacity 300mm² Al/Cu

PLEASE NOTE: Add **(BB)** to the model number suffix for lithium-ion batteries e.g. **REC-6200MX (BB)**

Includes: Battery Tool, Shoulder strap, Carrying case, 2 Batteries **(BP-80LI)** and 12VDC-230VAC Charger **(CH-100)**

(*SIX TOOLS IN ONE - WITH ACCESSORY HEADS, INTERCHANGEABLE HEADS NOT INCLUDED)

Refer page 10–11 for Battery and Charger Details
Refer pages 18–20 for 12T Dies



MODEL No. 200AT-410 12 Tonne Crimp Head attachment to suit REC-6200MX

Opening Between Die Faces	17mm
Maximum Capacity	300mm ² Al/Cu
Weight	2.4kg

Accepts existing 12 ton U-type dies (Refer page 18–20)



MODEL No. 200AT-50YC Cable Cutter attachment to suit REC-6200MX

Cutting Capacity	Up to 50mm OD Cable (Including Insulation) Cuts nonferrous cables only
Weight	1.0kg

Approximately 50 cuts BP-80LI

Continued Next Page



MODEL No. 200AT-AP18 Angle Steel Puncher attachment to suit REC – 6200MX

Punching Capacity	Supplied with 3 sets of Punch Dies 10.5, 13.5 & 17.5 mm Diameter for 6mm thick steel
Size	186 x 130 x 67 mm
Weight	3.8 kg
Throat Depth	47mm
To Centre of Punch	23.5mm

Approximately 100 holes punched per charge



MODEL No. 200AT-S16 Re-bar and Guy Strand Cutter attachment to suit REC – 6200MX

Cutting Capacity:	Number Of Cuts/ Charge (BP-70MH)
16mm rebar	80
16mm soft steel bar	120
13mm stainless steel bar	105
16mm Guy Strand	105



MODEL No. 200AT-13WT Threaded rod cutter attachment to suit REC – 6200MX

Cutting Capacity:	Number Of Cuts/ Charge (BP-70MH)
M10 or 3/8BSW Steel Threaded Rod	80
Stainless Steel	52
M12 or 1/2 BSW Steel Threaded Rod	82
Stainless	42

Includes a 13WT-07 M12 Blade Set
OPTIONAL BLADE SETS

13WT-06 M10, 13WT-02 3/8 BSW, 13WT-05 1/2 BSW



FOR STAINLES STEEL, MILD STEEL, BRASS, ALUMINIUM ETC, TO 3.2MM THICK

MODEL No. 200AT-9PD Knock out Puncher attachment to suit REC-6200MX

Punching Capacity	Up to 63.5mm Stainless Steel and (115.5mm) diameter hole on 3.2mm thickness Mild Steel.
-------------------	---

Approximately 42 Holes BP-80LI

DETAILS

- Punch & die, Draw Studs & Spacer Collars are the same as those used for SH-10. Refer pages 346–347 for standard punch & dies
- 200AT-9PD comes with Draw Studs & Spacer Collars.

MODEL No. 79300060 – ADAPTOR 230VAC

“Suits 14.4V IZUMI battery Tools”

Including: Crimpers, Cutters, Punchers and Impact Wrench



**DOES NOT SUIT
REC-P1**

**Use your IZUMI
battery hydraulic
tools with 230VAC
mains power**



A CABLE CRIMPING

SPECIFICATIONS

Model No.	79300060
Input Voltage	230V / 50Hz
Output Voltage	14.4V 5A – 60A
Power Consumption	70W – 800W
Cable Length	3m, water spray resistant.
Temperature Range	10c – 40c Ambient
Weight	1 kg
Dimensions (excluding cable)	125 x 70 x 120 mm



www.specialisedforce.com.au

BATTERIES AND CHARGER



MODEL No. BP-80LI BATTERY

FEATURES

- SUITS ALL IZUMI BATTERY TOOLS
- Battery status level LED indicator
 - High Capacity 3.0Ah Battery Pack
 - Lightweight
 - Impact resistant Housing
 - Minimally effected by high Temperatures
 - Minimal Self Discharge
 - Longer run times, compared to NiCad
 - No memory effect



MODEL No. CH-100 CHARGER

FEATURES

- CHARGES ALL IZUMI BATTERIES
- Includes AC/DC charging base with AC/DC leads
 - Able to Charge all Izumi Batteries (Li-Ion, Ni-MH & Ni-CAD)
 - Charger has conditioning feature to accommodate memory effect
 - Top-off & Maintenance trickle charge for NiCad Batteries
 - Monitors battery temperature & Battery Voltage for correct Charging and battery faults
 - 80% charge in 50mins

New Li-Ion batteries fit straight into all Izumi tools! Buy the # BP-80LI UPGRADE PACK (below) and just dispose of your old charger as your old charger will not charge new batteries!

Model No.	Components	Voltage/Source	Weight
BP-80LI	1 x Battery Only	14.4VDC	600g
CH-100	1 x Charging Base, 1 x DC Charge Lead 12/24VDC 1 x AC Charge Lead 230VAC	230VAC/12/24VDC	975g
BP-80LI UPGRADE PACK	1 x Charge Base 1 x Charge Lead DC 1 x Charge Lead AC 2 x BP-80LI Li-Ion Batteries (14.4VDC)	230VAC/12/24VDC	2115g

IMPROVING BATTERY LIFE

(For Older Style BP-70MH + BP-70E)
Izumi batteries should regularly be cycle refreshed. This is certainly required if your battery is not quite performing as well as it used to.

You can use the refresh/condition button on most Izumi chargers with your Izumi batteries. This process takes approximately 8 hours to complete and will improve the longevity of batteries, if the battery has not already started degrading.





SAFETY TRIGGER



FORCE

12 Tonne Type

JAW OPENING

36mm C-HEAD

CAPACITY

300mm² Al/Cu

Standard 12 Tonne Dies

Nest/Indent & "C" connector Dies



**PINCH
FREE PISTON
DESIGN.**

A CABLE CRIMPING

www.specialisedforce.com.au

SPECIFICATION

Model No.	LP-430C/FF
Ram Stroke	36mm (Jaw opening)
Force at die face	110 kN
Size	127 (Ø) x 557 (L) mm
Weight	8.25 kg

FEATURES

The LP-430C/FF hydraulic tool is directly powered by PTO (Power Take Off) from EWP (Elevated Work Platform) or any vehicle with a low pressure hydraulic circuit having oil pressure of 140 Bar and maximum flow of 35 litres/min.

The LP-430C/FF is designed to operate with either Open-Centre or Closed Centre hydraulic system by rotating the head to the Correct Setting.

The LP-430C/FF has the same compression head as the EP-430 so that dies are interchangeable with all 12 Tonne U-type dies industry standard dies can be used.

Features an in-built relief valve pre-set at 140Bar to prevent tool overload.

DETAILS

- Low pressure hydraulic compression tool
- Direct power input from truck PTO
- Relief setting at 140 Bar
- Suitable for EWP
- Covered handle & trigger guard
- Dies are sold separately

Refer pages 18–20 for 12T Dies

****NOTE Also Available**

MODEL No. LP-430CPB

Polyurethane Hand block, to Minimise "PINCH POINT" of ram



Safety Trigger alleviates tool being operated accidentally



MANUAL CRIMPER 12 TONNE

IZUMI

EP-431



FORCE
12 Tonne Type

JAW OPENING
31mm C-HEAD

CAPACITY
300mm² Al/Cu

MAX 300mm²

Standard 12 Tonne Dies
Nest/Indent & "C" Connector Dies

MODEL No. EP-431

INCLUDED ITEMS

12T Hand Crimper & double moulded carrying case.

SPECIFICATION

Ram Stroke	31mm (Jaw opening)
Reservoir capacity	145 cc
Force at die face	106 kN
Size	610 (L) x 150 (W) mm
Weight	6.3 kg

FEATURES

The EP-431 has a standard jaw opening of 31mm and features a two stage rapid advance pumping system.

This tool was designed for the general electrical contractor and electric utility linesman who is confronted with larger cable diameter and larger connectors.

Most of the internal hydraulic components are the same as the EP-510C.



DETAILS (APPLIES TO BOTH MODELS)

- Dies are sold separately
Refer pages 18–20 for 12T Dies
- Specify the manufacturer's die and connector numbers
- Two stage pumping action for rapid ram advance to the connector hold position with minimum pumping action
- Replaceable Dropout bypass valve cartridge for easy repair
- Fibreglass handles
- 180° swivel head
- Twist handle pressure release

IZUMI

EP-510C
FITTED WITH A RUBBER BOOT FOR ADDED ELECTRICAL PROTECTION



FORCE
12 Tonne Type

JAW OPENING
42mm C-HEAD

CAPACITY
300mm² AL & 400mm² CU

MAX 400mm²

Standard 12 Tonne Dies
Nest/Indent & "C" Connector Dies

MODEL No. EP-510C

INCLUDED ITEMS

12T Hand Crimper & double moulded carrying case.

SPECIFICATION

Ram Stroke	42mm (Jaw opening)
Reservoir capacity	200 cc
Force at die face	118 kN
Size	644 (L) x 150 (W) mm
Weight	8.0 kg

FEATURES

The EP-510C hand operated compression tool features a large jaw opening and a two stage rapid advance pumping system

The jaw opening of 42mm can accept larger, Mid-span sleeve connection can be installed on larger cables and the cable can then be removed through the jaw opening.

REMOTE HEAD CRIMPER 12 TONNE



EP-431HA

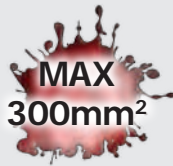


FORCE
12 Tonne Type

JAW OPENING
31mm C-HEAD

CAPACITY
300mm² Al/Cu

Standard 12 Tonne Dies
Nest/Indent & "C" Connector Dies



MODEL No. EP-431HA

INCLUDED ITEMS

Crimp Head, Steel carrying case with die tray

SPECIFICATION

Ram Stroke	31mm (Jaw opening)
Oil volume required	50 cc
Force at die face	106 kN
Size	340 (L) mm
Weight	4.75 kg

FEATURES

The EP-431HA is a remote C-head that requires an external 700 BAR or 10,000 PSI pumping source for operation.

This tool was designed to accommodate 12 Tonne dies for applying compression fitting to copper, aluminium, and ACSR conductor.



EP-410HF

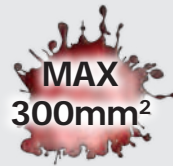


FORCE
12 Tonne Type

JAW OPENING
27mm

CAPACITY
300mm² Al/Cu

Standard 12 Tonne Dies
Nest/Indent & "C" Connector Dies



MODEL No. EP-410HF

INCLUDED ITEMS

Remote Head Crimper & Metal Carry Case.

SPECIFICATIONS

Ram Stroke	27mm (Jaw opening)
Reservoir Capacity	53 cc
Force at Die Face	127 kN
Size	290 (L) mm
Weight	6.2 kg

FEATURES

Designed for high durability industrial use. The EP-410HF is suitable for industrial cable assembly. It has more than double of life cycle compared with model EP-431HA with 10-15k+ of crimps expected.

The EP-410HF is a hydraulic compression head for lugs and connectors up to 300mm².

DETAILS

- Dies are sold separately. Refer page 18-20 for 12T dies



EP-510HE

FITTED WITH A RUBBER BOOT FOR ADDED ELECTRICAL PROTECTION

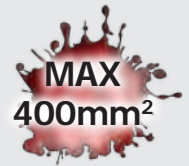


FORCE
12 Tonne Type

JAW OPENING
42mm C-HEAD

CAPACITY
300mm² Al & 400mm² Cu

Standard 12 Tonne Dies
Nest/Indent & "C" Connector Dies



MODEL No. EP-510HE

INCLUDED ITEMS

Crimp Head, Steel carrying case with die tray

SPECIFICATION

Ram Stroke	42mm (Jaw opening)
Oil volume required	77 cc
Force at die face	118 kN
Size	420 (L) mm
Weight	5.7 kg

FEATURES

The EP-510HE is a remote C-head that requires an external 700 BAR or 10,000 PSI pumping source for operation.

The larger jaw opening of 42mm accepts conductors and mid-span sleeve connections.


The tool was designed to accommodate industry standard dies for applying compression fittings to copper, aluminium, and ACSR conductor.

- Refer page 116-117 for hydraulic coupling configurations and hoses, supplied standard with screw type female 3050-3 coupling
- Dies are sold separately, refer page 18-20 for 12T Dies
- Battery or Electric pumps, refer page 106-112

REMOTE HEAD CRIMPER 12/15 TONNE

IZUMI

TEP-410HB



FORCE
12 Tonne Type

JAW OPENING
25mm

CAPACITY
300mm² Al/Cu

Standard 12 Tonne Dies
Nest/Indent & "C" Connector Dies

3.3KG
TITANIUM
MAX
300mm²

MODEL No. TEP-410HB

INCLUDED ITEMS

Crimp Head, Steel carrying case with die tray

SPECIFICATION

Ram Stroke	25mm (Jaw opening)
Oil volume require	42 cc
Force at die face	106kN
Dimensions	340 (L) mm
Weight	3.3 kg

FEATURES

The TEP-410HB is a lightweight remote C-head that requires an external 700BAR or 10,000 PSI pumping source for operation. This unit is manufactured from titanium, which makes it significantly lighter than comparable cast steel compression heads.

This tool was designed to accommodate 12 Tonne dies for applying compression fitting to copper, aluminium, and ACSR conductor.

IZUMI

EP-H130H

FITTED WITH A RUBBER BOOT FOR ADDED ELECTRICAL PROTECTION



REMOVABLE END BLOCK

FORCE
12 Tonne Type

JAW OPENING
28mm

CAPACITY
300mm² Al/Cu

Standard 12 Tonne Dies
Nest/Indent & "C" Connector Dies

MAX
300mm²

MODEL No. EP-H130H

INCLUDED ITEMS

Crimp Head, Steel carrying case with die tray

SPECIFICATIONS

Ram Stroke	28mm (Jaw opening)
Oil volume required	51 cc
Force at die face	120kN
Size	317 (L) mm
Weight	4.1 kg

FEATURES

The EP-H130H is a H-head with a 28mm jaw opening. It accepts all shell type dies and dies for deep indent crimps currently used in 12 Tonne tool on today's market.

A 700 BAR external pump is required to operate this tool.

DETAILS

- Dies are sold separately
Refer pages 18–20 for 12T Dies

IZUMI

EP-610HS2



FORCE
15 Tonne Type

JAW OPENING
40mm with Dies Fitted

CAPACITY
300mm² AL & 400mm² CU* Or 500mm² AL & 630mm² with 15T Dies

* Accepts 12T Dies with Adaptor

MAX
630mm²

MODEL No. EP-610HS2

INCLUDED ITEMS

Steel carrying case with die tray (Accepts existing 12 ton Standard Dies Nest/Indent & "C" connector Dies when used with **15T-PU-ADAPTOR**). Will crimp up to 500 mm AL & 630mm CU with the purchase of special Dies.

SPECIFICATIONS

Ram Stroke	50mm (Jaw Opening)
Oil volume required	100 cc
Force at die face	139kN
Size	375 (L) mm
Weight	7.0 kg

FEATURES

The EP-610HS2 is a remote C-head that requires an external 700 BAR or 10,000 PSI pumping source.

DETAILS

- Dies are sold separately.
Refer pages 18–20 for 12T Dies & page 8 for 15T Dies

- Refer page 116–117 for hydraulic coupling configurations and hoses, supplied standard with screw type female 3050-3 coupling
- Battery or Electric pumps, refer page 106 to 112

RAIL CATALOGUE

- Drills, Saws & Impact Wrenches
- Rail Material Handling
- Welding, Grinding & Bending
- Trolleys
- Hand Tools
- Derails, Rerailers & Track Safety
- Test, Measurement & Dynamometers
- Track Jacks & Wagon Stabilisers
- Electrical, Winches, Stringing & Cable Laying
- Safety Lighting & Flags



www.specialisedforce.com.au



CONTACT SPECIALISED FORCE FOR YOUR HARD COPY



MODEL No. PG-610B FORCE TEST GAUGE (12-15T)



Model No.	PG-610B
Specifications	Dial face up to 176 kN
Size (mm)	250 (L) x 105 (W) x 25 (D)
Weight (kg)	1.5
Included in Kit	Steel carrying case Test dies (Blank dies for EP-410)



PG-610B shown with **REC-3610**

DETAILS

Used to calibrate output force of 12 and 15 ton tools, designed to fit in all brand 12 ton tools and supplied with U type test dies. The PG-610B force test gauge can measure output force up to 15 ton.

When testing the 15 tonne tool (EP- 610HS2) the U die adapter is necessary.

The **PG-610B** comes complete with U type test dies and steel carrying case.

Applicable to check output force of most 12 and 15 tonne hydraulic; hand, battery and remote head tools that use standard 12 tonne dies.

IMPORTANT NOTE

Output force adjustment of tools requires a calibrated force test gauge and appropriate tools to adjust the relief valve. Improper adjustment may result in too high or too low of inner pressure. Higher pressure may cause damage to the tool or seals. Lower pressure results in insufficient tool output causing improper connection of compressed connectors.

DIES ALUMINIUM 12-13 TONNE

Suitable for ALL brands of 12/13T Battery, Manual & Remote Head Hydraulic Compression Tools

Model No.	Hex A/F	Length Of Crimp Face	Conductor Details
Aluminium			
12T-9.0AFAL	9.0 mm	22.0 mm	6-35 mm ²
12T-13.2AFAL	13.2 mm	22.0 mm	50-70 mm ²
12T-17.3AFAL	17.3 mm	22.0 mm	95-120 mm ²
12T-21.0AFAL	21.0 mm	18.0 mm	150-185 mm ² UTILUX
12T-22.0AFAL	22.0 mm	18.0 mm	150-185 mm ² CABAC
12T-28.4AFAL	28.4 mm	18.0 mm	240-300 mm ²
Overhead			
12T-14.0AFAL	14.0 mm	22.0 mm	7/2.25 UTILUX
12T-14.5AFAL	14.5 mm	22.0 mm	7/2.50
12T-18.0AFAL	18.0 mm	22.0 mm	7/3.00 & 7/3.75 CABAC
12T-18.3AFAL	18.3 mm	22.0 mm	
12T-19.0AFAL	19.0 mm	22.0 mm	7/4.50 CABAC
12T-22.0AFAL	22.0 mm	18.0 mm	19/3.25 CABAC
12T-26.2AFAL	26.2 mm	18.0 mm	19/3.75 CABAC
12T-30.3AFAL	30.3 mm	18.0 mm	19/4.75
ABC			
12T-14.0AFALABC	14.0 mm	9.0 mm	25 mm ² ABC
12T-17.3AFALABC	17.3 mm	9.0 mm	35 – 70 mm ² ABC
12T-21.5AFALABC	21.5 mm	9.0 mm	95 – 150 mm ² ABC
12T-25.0AFALABC	25.0 mm	8.0 mm	ABC
Specials			
12T-7.7AFAL	7.7 mm	25.0 mm	
12T-16.5AFAL	16.5 mm	22.0 mm	
12T-21.5AFAL	21.5 mm	18.0 mm	
12T-24.9AFAL	24.9 mm	18.0 mm	
12T-30.0AFAL	30.0 mm	18.0 mm	
Steel			
12T-7.5AFST	7.5 mm	10 mm	INNER STEEL (ACSR)
12T-9.5AFST	9.5 mm	10 mm	INNER STEEL (ACSR)




Nest & Indent Sizes For "UG" Aluminium Sector Cable				
Conductor Size	3 Core		4 Core	
	Nest	Indent	Nest	Indent
70mm ²	12T-12NEST	12T-INDENT14	12T-14NEST	12T-INDENT14
95mm ²	12T-12NEST	12T-INDENT15	12T-14NEST	12T-INDENT15
120mm ²	12T-12NEST	12T-INDENT16	12T-14NEST	12T-INDENT16
150mm ²	12T-12NEST	12T-INDENT17	12T-15NEST	12T-INDENT17
185mm ²	12T-12NEST	12T-INDENT18	12T-15NEST	12T-INDENT18
240mm ²	12T-12NEST	12T-INDENT19	12T-15NEST	12T-INDENT19
300mm ²	12T-12NEST	12T-INDENT20	12T-15NEST	12T-INDENT20

CUTTING DIE	Description
12T-CUTTINGDIE	Guy Wire/Guy Strand/EHS Guy Wire, 16mm (5/8") ACSR/AL/CU 17.5mm Ground Rod & Soft Steel Bolts 16mm (5/8") (Refer page 20 for details)

PLEASE NOTE: THIS CHART IS A GUIDE ONLY, PLEASE CHECK WITH YOUR LUG/LINK MANUFACTURER FOR AF SIZES

"AUSTRALIAN MADE"



MANUFACTURED IN AUSTRALIA FROM HIGH TENSILE STEEL BILLETS & HEAT TREATED TO MAXIMISE STRENGTH & DURABILITY



STEEL STORAGE BOX WITH FOAM INSERT

(15 DIE CAPACITY)
MODEL No. 12T-METAL-BOX



PLASTIC STORAGE BOX ALSO AVAILABLE

(18 DIE CAPACITY)
MODEL No. 12T-BOX



DIES COPPER 12-13 TONNE

Suitable for ALL brands of 12/13T Battery, Manual & Remote Head Hydraulic Compression Tools


Model No.	Hex A/F	Length Of Crimp Face	Conductor Details
Copper			
12T-4.4AFCU	4.4 mm	6.35 mm	6 mm ²
12T-5.7AFCU	5.7 mm	6.35 mm	10 mm ²
12T-6.3AFCU	6.3 mm	17.5 mm	16 mm ² **
12T-7.7AFCU	7.7 mm	17.5 mm	25 mm ² **
12T-9.2AFCU	9.2 mm	17.5 mm	35 mm ² **
12T-10.4AFCU	10.4 mm	17.5 mm	50 mm ² **
12T-11.5AFCU	11.5 mm	17.5 mm	70 mm ² **
12T-14.2AFCU	14.2 mm	17.5 mm	95 mm ² **
12T-16.5AFCU	16.5 mm	14.0 mm	120 mm ² **
12T-18.3AFCU	18.3 mm	14.0 mm	150 mm ² **
12T-20.0AFCU	20.0 mm	14.0 mm	185 mm ² **
12T-23.1AFCU	23.1 mm	10.0 mm	240 mm ² **
12T-26.0AFCU	26.0 mm	10.0 mm	300 mm ² **
12T-28.1AFCU	28.1 mm	8.0 mm	400 mm ²
Die Sets **Indicates Dies Included In the Sets Below			
12T-CUSET-MB	16mm ² to 300mm ² (11 Dies)		Metal Case
12T-CUSET	16mm ² to 300mm ² (11 Dies)		Plastic Case
12T-CUSET-MB400	16mm ² to 400mm ²		Metal Case
12T-CUSET400	16mm ² to 400mm ²		Plastic Case
Overhead			
12T-8.3AFCU	8.3 mm	9.0 mm	7/1.63 & 7/1.70
12T-9.6AFCU	9.6 mm	9.0 mm	7/2.00 & 7/2.03
12T-11.5AFCU	11.5 mm	9.0 mm	7/2.62
12T-13.0AFCU	13.0 mm	17.5 mm	37/0.64 19/2.11
12T-14.8AFCU	14.8 mm	9.0 mm	19/2.0 & 19/2.11
12T-19.3AFCU	19.3 mm	14.0 mm	19/2.57
Copper Screen			
12T-12.7AFCU	12.7 mm	14.0 mm	185mm ² TRIPLEX
12T-7.5AFCU	7.5 mm	16.0 mm	35mm ² TRIPLEX
Specials			
12T-8.7AFCU	8.7 mm	17.5 mm	SPECIAL



CUTTING DIE	Description
12T-CUTTINGDIE	Guy Wire/Guy Strand/EHS Guy Wire, 16mm (5/8") ACSR/AL/CU 17.5mm Ground Rod & Soft Steel Bolts 16mm (5/8") (Refer page 20 for details)

• Refer next page for Copper "C" Connector Dies

"AUSTRALIAN MADE"



MANUFACTURED IN AUSTRALIA FROM HIGH TENSILE STEEL BILLETS & HEAT TREATED TO MAXIMISE STRENGTH & DURABILITY



STEEL STORAGE BOX WITH FOAM INSERT

(15 DIE CAPACITY)
MODEL No. 12T-METAL-BOX



PLASTIC STORAGE BOX ALSO AVAILABLE

(18 DIE CAPACITY)
MODEL No. 12T-BOX



A CABLE CRIMPING

www.specialisedforce.com.au

MODEL No. 12T- SERIES COPPER “C” CONNECTOR DIES (MADE IN AUSTRALIA)

The below die sets are for Copper “C” Connectors which are “C” shaped copper sections for terminating main and tap copper conductors. Our dies are made to the same specifications as Burndy, Cabac and Dulmison/PLP (Preformed Line Products). We also supply a range of Utilux die sets for copper conductor terminations.



12T-1011


12T-U997

12T-UC

12T-UO

SF Model No	Equivalent to		
	Burndy	Cabac	Dulmison/PLP
12T-U1011	U1011	HT130-C1011	-
12T-U997	U997	HT130-C997	-
12T-UC	UC	HT130-CC	-
12T-UO	UO	HT130-CO	-
12T-DU1315	-	-	DU1315
12T-DUOT	-	-	DUOT

“AUSTRALIAN MADE”



MANUFACTURED IN AUSTRALIA FROM HIGH TENSILE STEEL BILLETS & HEAT TREATED TO MAXIMISE STRENGTH & DURABILITY

MODEL No. 12T-CUTTING DIE (MADE IN AUSTRALIA)



SHORTER LEGS AT TOP TO ALLOW PLACEMENT BUT STILL CAPTURE MATERIAL

CAN BE USED IN

- 12 Tonne Hand Hydraulic Crimping Tools
- 12 Tonne Battery Powered Crimpers
- Remote Head Hydraulic Crimpers
- 12 Tonne Low Pressure Crimper

BENEFITS

- Less costly than dedicated Cutting Tools
- Simple to install in Crimping Tools
- Require no adjustment for cutting different materials
- Heavy duty design with 6 high tensile cap screws.

CAN CUT THE FOLLOWING MATERIALS

Guy Wire/Guy Strand/EHS Guy Wire	16mm (5/8")
ACSR/AL/CU	17.5mm
Earth Rod & Soft Steel Bolts	16mm (5/8")



CORRECT DIE POSITIONING

LONGER LEGS AT BOTTOM TO SUPPORT & CENTRE MATERIAL

MODEL No. REC-Li14

SPECIFICATIONS

Motor (VDC)	14.4
Force at die face (kN)	19.6
Size (mm)	335 x 305 x 75
Weight (kg)	3.17 (Inc Battery)



The number of crimps per battery charge for maximum size terminals: **Approximately 115**

FEATURES

The REC-Li14 was designed for crimping insulated and non-insulated terminals up to 14 mm². With interchangeable jaws detachable from the link, various jaws to suit crimping terminals can be selected.

This portable light weight, rechargeable crimper is ideal for control panel wiring. Jaws are available for non-insulated terminals, ring-sleeves and closed-end terminals. Specify the jaw type when ordering this tool.









**INTERCHANGEABLE
JAWS**

FORCE
19.6kN

RAM STROKE
6.6mm

CAPACITY
Insulated Terminals: 1.25mm (Red),
2mm (Blue) & 5.5mm (Yellow).
Non-Insulated Terminals:
2, 5.5, 8 & 14mm

DETAILS

- Jaws are sold separately
- 14AT-214: 2-14mm² Non-Insulated Terminal
- 14AT-345: 1.25-5.5mm² Insulated Terminal
- Rapid ram advance mechanism
- Well balanced design
- 14.4 VDC powerful motor

- Right or Left handed operation
- Quality backed by ISO9001

ORDERING INFORMATION

MODEL No: REC-LI14
Includes: 1 x Shoulder strap, 1 x Carrying case,
1 x Battery (BP-14LN), 1x 230VAC Charger (CH-25LNW)
Items can be sold separately

**BATTERY CRIMPER - 1.5T
03123 BATTERY MICRO CRIMPING TOOL**



Crimp 3x faster with 90% less force using the 03123 Micro Crimping Tool.
Greenlee's catalogue number is EK50ML12022

Includes 1 x Charger, 1x Li Battery, 1 x Die* & 1 x Carry Case

FEATURES

- 65% faster crimping cycle vs ratcheting tool
- 250 crimps per cycle charge (when crimping 6.0mm² wire)
- Total weight: 1kg (2.2 lbs)
- Reduces hand force from 24kg to 2.7kg (53 to 6 lbs)
- Gator Eye™ crimping diagnostics
- LED multi-functional light to ensure crimp is complete
- Powersense™ function



INCLUDES DIE
MODEL NO. IS5071*

Insulated Terminals & Lugs	
Connection	Model No. IS5071 Solid or Stranded Wire 0.5mm ² to 6.0mm ²
Crimp Sizes	RED = 0.5mm ² to 1.0mm ² BLUE = 1.5mm ² to 2.5mm ² YELLOW = 4.0mm ² to 6.0mm ²

SPARES

Model No.	03127	LGML-1AU
Description	Spare Battery	Charger

***OTHER DIES AVAILABLE UPON REQUEST
PLEASE CONTACT YOUR NEAREST
SPECIALISED FORCE BRANCH**



FORCE
5 Tonne

JAW OPENING
15mm Between Die Faces

CAPACITY
CEMBRE type dies
16 to 185mm² CU
Up to 150 mm² ABC

MODEL No. ECO-261E



A CABLE CRIMPING

SPECIFICATION

Applicable Hex Compression	Max. 185 mm CU Lugs Max. 150 mm ABC
Motor	14.4 VDC
Force at Die face	5 Tonne
Dimensions (L x H X W)	397 x 79 x 70 (mm)
Weight	2.72kg with BP-80LI Battery

FEATURE

The ECO-261E is an In-Line type battery operated compression tool, accepts CEMBRE type dies from 16mm CU to 185mm CU and up to 150mm Aerial Bundled Cable

Refer pages 23 for 5T CEMBRE style Dies.

This portable light weight rechargeable compression tool is easier to access tight cable joints in narrow control panels.

The control buttons are activated by only one hand so that other hand is always free to hold working material.

DETAILS

- Fully automatic, self-contained Battery Operated Compression Tool
- 14.4 VDC powerful motor
- Right or Left handed operation
- Optional Quick charger
- Quality backed by ISO9001
- Fast operation
- Cutter Dies available for hard wire strand to 10mm diameter (MODEL No. 5T-MB52-50)

****NOTE Alternative ORDERING**

Refer page 10–11 for Battery & Charger Details

PLEASE NOTE: Add (BB) to the model number suffix for lithium-ion batteries e.g. ECO-261E(BB) Includes: Shoulder strap, Carrying case, 2 Batteries (BP-80LI) and 12/24VDC-230VAC Charger (CH-100)

MODEL No: ECO-261E(BB)-C/DIE
Includes: Crimper with 2 x Batteries (BP-80LI) and 12VDC-230VAC Charger (CH-100), Cutting Die (5T-MB52-50), Wrist Strap and Carry Case

MODEL No: ECO-261E
In-Line Battery Powered Compression Tool
INCLUDES: Double moulded carrying case & Wrist strap

www.specialisedforce.com.au



**DIES 5 TONNE CEMBRE
(TO SUIT ECO-261E INLINE CRIMPER)**



Model No.	A/F Dimension	Description	Tool
Aluminium			
5T-M90-50	9.00mm	9.0 AF AL	ECO-261E
5T-M132-50	13.20mm 50-70mm ²	13.2 AF AL	ECO-261E
5T-M140-50	14.00mm 7/2.25 UTILUX 25mm ² ABC	14.0 AF AL	ECO-261E
5T-M173-50	17.30mm 35-70mm ² ABC	17.3 AF AL	ECO-261E
5T-M215-50	21.50mm 150-185mm ² UTILUX 95-120mm ² ABC	21.5 AF AL	ECO-261E
5T-M220-50	22.00mm 19/3.25 CABAC	22.0 AF AL	ECO-261E
Copper			
5T-M63-50	6.30mm 16mm ²	6.3 AF CU	ECO-261E
5T-M77-50	7.70mm 25mm ²	7.7 AF CU	ECO-261E
5T-M87-50	8.70mm SPECIAL	8.7 AF CU	ECO-261E
5T-M92-50	9.20mm 35mm ²	9.2 AF CU	ECO-261E
5T-M96-50	9.60mm 7/2.00 & 7/2.03	9.6 AF CU	ECO-261E
5T-M104-50	10.40mm 50mm ²	10.4 AF CU	ECO-261E
5T-M115-50	11.50mm 70mm ²	11.5 AF CU	ECO-261E
5T-M142-50	14.20mm 95mm ²	14.2 AF CU	ECO-261E
5T-M148-50	14.80mm 19/2.00 O/HEAD 19/2.11	14.8 AF CU	ECO-261E
5T-M165-50	16.50mm 120mm ²	16.5 AF CU	ECO-261E
5T-M183-50	18.30mm 150mm ²	18.3 AF CU	ECO-261E
5T-M190-50	19.00mm SPECIAL	19.0 AF CU	ECO-261E
5T-M200-50	20.00mm 185mm ²	20.0 AF CU	ECO-261E
Cutting Die			
5T-MB52-50	10.00mm CUT	STAY WIRE CUTTING DIE 10.0mm OD	ECO-261E





FORCE
5 Tonne

JAW OPENING
13mm Between Die Faces

CAPACITY
#111 series type dies
10 to 185mm² CU
Up to 150 mm² ABC

MODEL No. ECO-50



A CABLE CRIMPING

www.specialisedforce.com.au

SPECIFICATION

Applicable Hex Compression	Max. 185 mm CU Lugs Max. 150 mm ABC
Motor	14.4 VDC
Force at Die face	5 Tonne
Dimensions	397 x 79 x 70 (mm)
Weight	2.6kg with BP-80LI Battery

FEATURE

The ECO-50 is an In-Line type battery operated compression tool, accepts **SERIES 5T-111 DIES** type dies from 10mm CU to 185mm CU and up to 150mm Aerial Bundled Cable

Refer page 25 for 5T SERIES 111 Dies.

This portable light weight rechargeable compression tool is easier to access tight cable joints in narrow control panels.

The control buttons are activated by only one hand so that other hand is always free to hold working material.

DETAILS

- Fully automatic, self-contained Battery Operated Compression Tool
- 14.4 VDC powerful motor
- Right or Left handed operation
- Optional Quick charger
- Quality backed by ISO9001
- Cutter Dies available for hard wire strand to 10mm diameter (Refer page 25 for details)
- Fast operation

****NOTE Alternative ORDERING**

Refer page 10–11 for Battery & Charger Details

PLEASE NOTE: Add (BB) to the model number suffix for lithium-ion batteries e.g. **ECO-50(BB)**
Includes: Shoulder strap, Carrying case, 2 Batteries (**BP-80LI**) and 12VDC-230VAC Charger (**CH-100**)

MODEL No: ECO-50(BB)-C/W DIES 14, 17.3, 21.5 ABC & 5T-111-CUTTING DIES
Includes: Crimper with 2 x Batteries (**BP-80LI**) and 12/24VDC-230VAC Charger (**CH-100**), Cutting Die (**5T-111-CUTTING**) 3 x ABC Dies, Wrist Strap and Carry Case

MODEL No: ECO-50
In-Line Battery Powered Compression Tool
Includes: Battery tool, case and wrist strap


**DIES 5 TONNE SERIES 111
(TO SUIT ECO-50 INLINE CRIMPER)**



Model No.	Dimensions Of Hex Die		Style	Application
	A/F (mm)	Crimp Length (mm)		
Copper				
5T-111-5763CU/1	5.7	12	2	10 mm ² Cu (Lugs & Links)
	6.3	12	2	16 mm ² Cu (Lugs & Links)
5T-111-7792CU/1	7.7	12	2	25 mm ² Cu (Lugs & Links)
	9.2	12	2	35 mm ² Cu (Lugs & Links)
5T-111-104115CU/1	10.4	9	2	50 mm ² Cu (Lugs & Links)
	11.5	9	2	70 mm ² Cu (Lugs & Links)
5T-111-142CU/1	14.2	6	1	95 mm ² Cu (Lugs & Links)
5T-111-165CU/1	16.5	6	1	120 mm ² Cu (Lugs & Links)
5T-111-148CU/1	14.8	6	1	19/2.00 OH
5T-111-183CU/1	18.3	5	1	150 mm ² Cu (Lugs & Links)
5T-111-200CU/1	20.0	5	1	185 mm ² Cu (Lugs & Links)
Aluminium				
5T-111-ALSPEC/1	9.0	12	3	6,10,16,25,35 mm ² Al (Lugs & Links)
	13.2	12	3	50,70 mm ² Al (Lugs & Links) / 80mm ² CCT
	17.3	9	3	95,120 mm ² Al (Lugs & Links)
5T-111-140173AL/1	14.0	9	2	25mm ABC
	17.3	9	2	35-70mm ABC
5T-111-180190AL/1	18.0	9	2	Full tension sleeve on 7/3.00 and 7/3.75
	19.0	9	2	Full tension sleeve on 7/4.50
5T-111-210AL/1	21.0	9	1	Non tension sleeve on 19/3.75 also 120 mm CCT
5T-111-215AL/1	21.5	9	1	95-150mm ABC
5T-111-220AL/1	22.0	9	1	Full tension sleeve on 19/3.75
Cutting Die				
5T-111-CUTTING	Cutting Die set suitable for hard wire up to 10.0 dia.			

Each die has dual markings cable size mm² and A/F hex.

Note: Each die set consists of 2 pieces






FORCE
6 Tonne

BATTERY TYPE & CAPACITY
Lithium-Ion 14.4VDC 3.0Ah

CAPACITY
Crimp # SL-6CJ head up to 240mm² Al/Cu/ACSR
Cut # SL-CH up to 32mm OD Cu/Al 300mm²
SL-ACSR up to 20mm OD ACSR (Single Steel Core)
SL-GW up to 14.3mm Cu/Al/ACSR

MODEL No. SL-ND



SL-6CJ
6T Crimp



SL-ACSR
Cut ACSR



SL-CH
Cut Al/Cu



SL-GW
Cut Al/Cu/ACSR

SL-ND
6T Crimp
Tool (only)



Refer to Page 50 for More Information on the Cutting Heads

SPECIFICATIONS

Motor (V D C)	14.4
Force at die face (kN)	70
Size (mm)	89 x 560 x 69
Weight (kg)	3.6 (Inc battery)
Battery Capacity (Ah)	3.0 (Lithium-Ion)
Charge Time (hrs)	1.0



Simple Spring
Loaded Twist
Pin Design for
Changing Head

The SL-ND was designed light and ergonomic, to be used one-handed and operated in confined spaces.

FEATURES

- The SL-ND has four interchangeable jaw types: SL-6CJ Jaw for crimping (6T capacity); SL-CH jaw for cutting Al/Cu; SL-ACSR for cutting ACSR; and SL-GW for cutting Al/Cu/ACSR.
- Quickly and easily change between head types with the easy pull-pin design.
- Number of crimps per battery charge for maximum size terminals: **Approximately 100.**
- The SL-6CJ Jaw accommodates 6 ton round type dies for applying compression fittings to copper, aluminum, and ACSR conductors widely used in the industry (Also crimps ABC).
- The SL-ND also features an LED light for illuminating dark work areas and a fully enclosed weather resistant housing.
- Powered by a Lithium-Ion battery.
- Jaws are sold seperately.**



SCAN
& PLAY

DETAILS

- Rapid ram advance mechanism
- Well balanced design
- 14.4 VDC powerful motor
- Right or Left handed operation
- Quality backed by ISO9001
- Simple spring loaded twist pin design for changing head

ORDERING INFORMATION

Model No.	Description	SL-ND Tool Only	SL-6CJ Crimp Head	SL-CH AL/CU Cutting Head	SL-ACSR ACSR Cutting Head	SL-GW AL/CU/ACSR Cutting Head	BP-80LI Lith-ion Battery	CH-100 12-230V Charger	6T-6mm Rounding Die	SL-CB Bending Tool
SL-ND	6T Tool Only	1								
SL-ND(BB)	6T Tool with Lithium-ion Battery & Charger	1					2	1		
SL-ND/6CJ(BB)	6T Crimping Tool	1	1				2	1		
SL-ND/CH(BB)	6T AL/CU Cutting Tool	1		1			2	1		
SL-ND/6CJ/ACSR(BB)	6T Crimping & ACSR Cutting Tool	1	1		1		2	1		
SL-ND/ACSR(BB)	6T ACSR Cutting Tool	1			1		2	1		
SL-ND/GW(BB)	6T AL/CU/ACSR Cutting Tool	1				1	2	1		
SL-ND FENCING TOOL	6T Fencing Tool	1	1				2	1	1	
SL-ND/CB(BB)	6T Cable Bending Tool	1					2	1		1

NOTE: All Tool Combinations Supplied with Case. Contact your Nearest Specialised Force Branch to Design your Own Kit.

Refer to Page/s: 10-11 for Battery & Charger Details; 27 for 6T Crimping Dies & 374 for Bending Head Details

6 TON ROUND DIES

**SUITS KKT SL150HP, KLAUKE EK425, IZUMI SL-ND
DOES NOT SUIT IZUMI 5 TONNE TOOLS**

COPPER

Model No.	Dimensions Of Hex Die (mm)		Cond Details (mm ²)
	A/F	Crimp Length	
6T-6.3AFCU	6.3	6.0	16
6T-7.7AFCU	7.7	10.0	25
6T-9.2AFCU	9.2	10.0	35
6T-10.4AFCU	10.4	9.0	50
6T-11.5AFCU	11.5	9.0	70
6T-14.2AFCU	14.2	6.0	95
6T-16.5AFCU	16.5	6.0	120
6T-18.3AFCU	18.3	5.0	150
6T-20.0AFCU	20.0	5.0	185
6T-23.1AFCU	23.1	5.0	240
6T-CUSET240	COPPER DIE SET	INCLUDES ALL DIES ABOVE	

ALUMINIUM

Model No.	Dimensions Of Hex Die (mm)		Cond Details (mm ²)
	A/F	Crimp Length	
6T-9.0AFAL	9.0	12.0	10-35
6T-13.2AFAL	13.2	12.0	50-70
6T-17.3AFAL	17.3	9.0	95-120
6T-22.0AFAL	22.0	9.0	150-185

ABC – PRE-INSULATED SLEEVES

Model No.	Dimensions Of Hex Die (mm)		Cond Details (mm ²)
	A/F	Crimp Length	
6T-14.0AFALABC	14.0	9.0	25
6T-17.3AFALABC	17.3	9.0	35-70
6T-21.5AFALABC	21.5	9.0	95-150



6T-CUSET240



FORCE
25 Tonne

CAPACITY
500mm² AL & 630mm² CU

MODEL No. EP-250H ITEMS INCLUDED

25 Tonne Head, heavy-duty metal carry-case, with die tray

**NEW SPRING
LOADED DIE
LOCK PIN**



**DIES
1.3kg
APPROX**

MODEL No. EP-250H

SPECIFICATIONS

Capacity	25 tonne compression head will crimp cable lugs to 630mm ² Copper and 500mm ² Aluminium.
Weight	6.8kg
Working Pressure	700 Bar. 10,000 PSI

FEATURES

Unique twist-lock die retaining pin holds top die in place and cannot be misplaced or incorrectly fitted.



Model No. 25T-12T

DETAILS

- See below for available Dies, Special Die Sizes available upon request
- Adaptor die to accept standard 12 tonne shell-type dies available (**Model No. 25T-12T**)
- Full range of hand, foot, air /hydraulic electric & battery pumps are available
- Alternative hydraulic coupling types available upon request
- Now with spring loaded die lock pin to eliminate misalignment of dies, due to pin not engaging properly

ALUMINUM DIES

Model No.	Hex A/F (mm)	Width of Crimp Face (mm)	Conductor Details
25T-30.0AFAL	30.0	25.0	19/3.75 PEARL-NEON AAAC
25T-39.0AFAL	39.0	25.0	400/500mm ²

COPPER DIES

Model No.	Hex A/F (mm)	Width of Crimp Face (mm)	Conductor Details
25T-18.3AFCU	18.3	16.0	150mm ²
25T-20.0AFCU	20.0	16.0	185mm ²
25T-23.1AFCU	23.1	16.0	240mm ²
25T-26.0AFCU	26.0	16.0	300mm ²
25T-28.1AFCU	28.1	16.0	400mm ²
25T-31.0AFCU	31.0	16.0	500mm ²
25T-37.0AFCU	37.0	12.2	630mm ²

ACSR DIES

Model No.	Hex A/F (mm)	Width of Crimp Face (mm)	Conductor Details
25T-28.5AFAL	28.5	27.0	30/7/2.50 GRAPE

STEEL INNER DIES

Model No.	Hex A/F	Width of Crimp Face	Conductor Details
25T-16.0AFST	16.0	17.0	AS USED ON GRAPE



25T TO 12T DIE ADAPTOR ALSO AVAILABLE (Model No. 25T-12T)

SPECIAL DIES CAN BE MANUFACTURED TO YOUR SPECIFICATIONS

- Refer page 18–20 for 12 tonne dies
- Refer page 116–117 for hydraulic coupling configurations and hoses, supplied standard with screw type female 3050-3 coupling
- Battery or Electric pumps, refer page 106 to 112

MODEL No. EP-520C



FORCE
30 Tonne

JAW OPENING
26mm Between Die Faces

CAPACITY
500mm² AL & 630mm² CU

SPECIFICATION

Ram Stroke	26mm (Jaw opening)
Capacity	630mm ² CU and 500mm ² AL and C-Connectors
Oil volume required	132 cc
Output Force	30 TONNE
Dimensions	125 (Ø) x 380 (h) mm
Weight	17.5 kg

FEATURE

The EP-520C is a single acting, 294kN press that is designed to compress Aluminium sleeves and Copper lugs.

- The EP-520C remote head requires an external 700 BAR or 10,000 PSI pumping source.
- Simple and rigid frame type construction makes the press lighter yet durable.
- Used extensively for crimping of stainless steel balustrade fittings.
- Dies can be manufactured to suit all types of fittings.


DETAILS

- Dies are sold separately.
- Specify the manufacturer's die and connector numbers.
- Simple and compact design
- Yoke type head with hinged opening
- 30 metric tonne output
- Positive die locking mechanism
- Supplied in heavy duty carry case

Copper 30 Tonne Dies		
Model No.	Hex Af	Conductor Details
30T-23.1AFCU	23.1 mm	240mm ²
30T-26.0AFCU	26.0 mm	300mm ²
30T-28.1AFCU	28.1 mm	400mm ²
30T-31.0AFCU	31.0mm	500mm ²
30T-37.0AFCU	37.0mm	630mm ²
Aluminium 30 Tonne Dies		
30T-5.4/6.5AF	5.4/6.5 mm	DUEL HEX FOR STEEL
30T-7.8 / 10.8 Duel Hex For Steel		
30T-SPECIAL	PLEASE NOMINATE	ESPECIALLY MADE FOR AL or CU



- Refer page 116–117 for hydraulic coupling configurations and hoses, supplied standard with screw type female 3050-3 coupling
- Battery or Electric pumps, refer page 106 to 112





MODEL No. H450
(MADE IN GERMANY)



FORCE
45 Tonne (450kN)

WEIGHT
11.4kg

CAPACITY
800mm² Cu / 630mm² Al

LIGHT-WEIGHT ONLY
11.4kg



DETAILS

This lightweight head is for crimping larger overhead joints, terminations and underground lugs or connectors. Made in Germany, includes Cejn 115 Series quick disconnect male coupler and 10-115-4101 metal dust cap. Supplied without carry case and leather die locating pin strap (not a carry handle). Refer next page for dies.

SPECIFICATIONS

MODEL No.	H450
Force at die face	45 Tonne (450kN)
Dimensions (mm)	115 Ø x 285 (L)
Capacity (mm ²)	800mm ² Cu / 630mm ² Al
Working Pressure (Bar)	700 (10,000 PSI)
Weight (kg)	11.4 (without dies)

- Refer page 116–117 for hydraulic coupling configurations and hoses
- Battery or Electric pumps, refer page 106 to 112
- Refer page 31 for suitable dies

45/55 TONNE DIES (SUITS REMA 45T REMOTE HEAD)

ALUMINIUM DIES

Model No.	Hex A/F (mm)	Conductor Details (mm ²)	Crimp Length (mm)	Die Length (mm)
55T-28.3AFAL	28.3	240/300	50	50
55T-39.0AFAL	39.0	400/500	50	50
55T-43.2AFAL	43.2	630	50	50

COPPER DIES

Model No.	HEX A/F (mm)	Conductor Details (mm)	Crimp Length (mm)	Die Length (mm)
55T-23.1AFCU	23.1	240	24	50
55T-26.0AFCU	26.0	300	25	50
55T-28.1AFCU	28.1	400	25	50
55T-31.0AFCU	31.0	500	25	50
55T-37.0AFCU	37.0	630	25	50
55T-43.2AFCU	43.2	800	25	50
55T-48.0AFCU	48.0	1000	25	50

ACSR / AAC / AAAC

Model No.	HEX A/F (mm)	Crimp Length (mm)	Die Length (mm)
55T-28.5AFAL	28.5	50	50
55T-30.0AFAL	30.0	50	50
55T-34.5AFAL	34.5	50	50
55T-40.0AFAL	40.0	50	50
55T-44.5AFAL	44.5	50	50
55T-47.5AFAL	47.5	50	50
55T-48.0AFAL	48.0	45	50

ACSR INNER STEEL

Model No.	HEX A/F (mm)	Crimp Length (mm)	Die Length (mm)
55T-16.0AFST	16.0	19.0	50
55T-17.0AFST	17.0	19.0	50
55T-18.0AFST	18.0	19.0	50
55T-19.0AFST	19.0	19.0	50
55T-20.0AFST	20.0	19.0	50

Different manufacturers of crimps lugs have designed their lugs to be crimped with different A/F (Across Flats) dimension

Please check with your lug manufacturer before selecting ACSR / AAC / AAAC die sets.





FORCE
54 Tonne

JAW OPENING
38mm Between Die Faces

CAPACITY
1000mm² AL & 1000mm² CU
ACSR up to 48.00mm A / F Crimp Size

MODEL No. EP-60S



SUPPLIED WITH
GROUND STAND &
METAL STORAGE CASE

A CABLE CRIMPING

www.specialisedforce.com.au

SPECIFICATION

Ram Stroke	38mm (Jaw opening)
Oil volume required	303 cc
Forced at die face	540 kN at 700 Bar (10,000 PSI) of oil pressure
Dimensions (mm)	146 (Ø) x 450 (h) with ground stand
Weight (kg)	19.8 without Ground Stand
	21.4 with Ground Stand

ACCESSORIES

Optional Die adapter for 12 ton type dies
MODEL No. 60T-12T

FEATURES

The EP-60S compression head was designed as a portable tool for installing compression sleeve and terminals for transmission construction and maintenance work.

Suitable For Transmission Line Construction

DETAILS

- Dies are sold separately
Refer page 33 for 60T Dies.
- Accepts all dies used for Alcoa, 60 ton compressors
- Specify the manufacturer's die and connector numbers
- Portable and light weight
- Detachable ground stand
- Large handle for easy carrying
- Single acting hydraulic pump required: 700 Bar Working Pressure
- Industry Standard 60 Tonne Classification Head



- Refer page 116–117 for hydraulic coupling configurations and hoses, supplied standard with screw type female 3050-3 coupling
- Battery or Electric pumps, refer page 106–112

60 TONNE DIES

ALUMINIUM

Model No.	Hex A/F (mm)	Conductor Detail (mm ²)	Crimp Length (mm)	Die Length (mm)
60T-28.3AFAL	28.3	240-300	50	66.7
60T-39.0AFAL	39.0	400-500	50	66.7
60T-43.2AFAL	43.2	500-630	50	66.7
60T-52.5AFAL	52.5	800-1000	40	40

COPPER

Model No.	Hex A/F (mm)	Conductor Detail (mm ²)	Crimp Length (mm)	Die Length (mm)
60T-23.1AFCU	23.1	240	25	66.7
60T-26.0AFCU	26.0	300	25	66.7
60T-28.1AFCU	28.1	400	25	66.7
60T-31.0AFCU	31.0	500	25	66.7
60T-37.0AFCU	37.0	630	25	66.7
60T-43.2AFCU	43.2	800	25	51
60T-48.0AFCU	48.0	1000	25	51

ACSR/AAC/AAAC

Model No.	Hex A/F (mm)	Crimp Length (mm)	Die Length (mm)
60T-28.5AFAL	28.5	50	66.7
60T-34.5AFAL	34.5	50	66.7
60T-40.0AFAL	40.0	50	66.7
60T-44.5AFAL	44.5	50	66.7
60T-47.5AFAL	47.5	45	50
60T-48.0AFAL	48.0	45	45



STEEL INNER ACSR

Model No.	Hex A/F (mm)	Crimp Length (mm)	Die Length (mm)
60T-16.0AFST	16.0	19.0	66.7
60T-17.0AFST	17.0	19.0	66.7
60T-18.0AFST	18.0	19.0	66.7
60T-19.0AFST	19.0	19.0	66.7
60T-20.0AFST	20.0	19.0	66.7

Different manufacturers of crimp lugs have designed their lugs to be crimped at different A/F (Across Flats) dimension. Please check with your lug manufacturer before selecting ACSR / AAC / AAAC die sets.

Also available:

MODEL No.	Die
60T-12T	Die Adaptor Set
60T-FLAT-SHORT	Flat Die Short
60T-FLAT-LONG	Flat Die Long
60T-FLAT-HEX	Half Hex, Half Flat Die





FORCE
100 Tonne

JAW OPENING
17mm Between Dies Faces

CAPACITY
Max connector outer diameter:
Approx. 75mm



EP-100W shown with Izumi HPE-4 pump (sold separately, Refer page 114)

SPECIFICATIONS

Ram Stroke	17mm (Jaw opening)
Oil volume required	314cc
Output force	980 kN
Dimensions (mm)	200 (Ø) x 350 (h)
Weight	32.0 kg

FEATURES

The EP-100W is 100 ton class compression head for full tension, transmission and substation connections and requires an external double acting 700 Bar pumping source.

Double acting means hydraulically advancing the ram to build correct tonnage, after-which the hydraulic pressure is reversed to retract the ram. It expedites ram retracting time.

Removable die cap design helps operator with easy insertion and removal of the connector.

Dies are exclusive to this model not interchangeable with other manufacturers.

DETAILS

- Dies are sold separately
Refer page 35 for 100T Dies
- Specify the manufacturer's die and connector numbers.
- Light weight
- Removable die cap for easy connector positioning
- Simple design for easy maintenance
- Double acting hydraulic pump required
- Supplied without storage case



- Refer page 116–117 for hydraulic coupling configurations and hoses, supplied standard with screw type couplings

MODEL No. EP-100W/SMVT-43



FEATURES

Mounted on Aluminium base, c/w protective Aluminium cage.

This IZUMI EP100W double Acting 100 ton compression Head is also available with the SMVT-43 Directional Valve. When the valve is fitted with the compression Head it also includes an alloy base plate, pressure gauge & hydraulic couplings with carry handles for easy portability.

The SMVT-43 valve enables the operator to Crimp terminations right at the compression head.

The EP100W is operated by a double acting Power Pump.

We offer, Petrol driven, Battery Driven or Electrically operated Power Pumps to suit.

Included Items	100 Tonne Press (EP100W) & Riken Valve (SMVT-43)
Weight	39.5kg
Dimensions (mm)	550 (L) x 200 (W) x 390 (H)

**100 TONNE DIES
ACSR/AAC/AAAC**

Model No.	A/F (Across Flats) (mm)	Length Of Crimps Face (mm)
100T-28.5AFAL	28.5	75.0
100T-34.5AFAL	34.5	75.0
100T-40.0AFAL	40.0	75.0
100T-44.5AFAL	44.5	75.0
100T-47.5AFAL	47.5	75.0
100T-48.0AFAL	48.0	75.0

ACSR INNER STEEL

Model No.	A/F (Across Flats) (mm)	Length Of Crimp Face (mm)
100T – 16.0AFST	16.0	35.0
100T – 17.0AFST	17.0	35.0
100T – 18.0AFST	18.0	35.0
100T – 19.0AFST	19.0	35.0
100T – 20.0AFST	20.0	35.0

ADAPTOR

Model No.	Description
100T – 60T	100T Adaptor to suit standard 60 tonne dies.

Different manufacturers of crimps lugs have designed their lugs to be crimped at different A/F (Across Flats) dimension. Please check with your lug manufacturer before selecting ACSR / AA / AAAC die sets. Dies for copper conductors are available made to order.

- Refer page 116–117 for hydraulic coupling configurations and hoses, supplied standard with screw type couplings



RIKEN SMVT-43 VALVE

Shown with 63mm Gauge Included





FORCE
200 Tonne

JAW OPENING
31mm Between Die Faces

CAPACITY
Max connector outer diameter:
Approx. 100 mm

MODEL No. EP – 200W

200 ton class compression head
Max connector outer diameter: Approx. 100 mm



EP-200W shown with HPE-4 pump
(sold separately, Refer page 114)

A CABLE CRIMPING

www.specialisedforce.com.au

SPECIFICATIONS

Ram Stroke	31mm (Jaw opening)
Oil volume required	1,134 cc
Output force	1961 kN
Dimensions (mm)	270 (Ø) x 415 (h)
Weight	86.0 kg

FEATURES

The EP-200W is a 200 ton class compression head which accepts shell type dies exclusively designed for the EP-200W. It requires an external double acting 700 Bar pumping source.

Double acting is hydraulically advancing the ram to build correct tonnage, after-which the hydraulic pressure is reversed to retract the ram. It expedites ram retracting time as well as connector binding between dies.

Removable die cap design helps operator an easy insertion and removable of the connector.

DETAILS

- Dies are sold separately.
- Specify the manufacturer's connector numbers.
- Light weight
- Removable die cap for easy connector positioning
- Simple design for easy maintenance
- Double acting hydraulic pump required
- Can be used for SWAGING Wire Ropes with correct Dies

SPECIAL DIES CAN BE DESIGNED & MANUFACTURED FOR DIFFERENT MATERIALS TYPES & APPLICATIONS



- Refer page 116–117 for hydraulic coupling configurations and hoses, supplied standard with screw type couplings

MODEL No. RHX-95B HAND RATCHET ABC CRIMPER

Model No.	Description	Length (mm)	Weight (kg)
RHX-95B	RATCHET CRIMPER KIT C/W 4 SETS HEX DIES	Unit Only 272	Unit Only 1.5
RHX-95B-9.2CU	DIE 9.2MM CU FOR RHX-95B CRIMPER	N/A	0.1
RHX-95B-10.4CU	DIE 10.4MM CU FOR RHX-95B CRIMPER	N/A	0.1
RHX-95B-11.5CU	DIE 11.5MM CU FOR RHX-95B CRIMPER	N/A	0.1
RHX-95B-14.0ABC	DIE 14.0MM ABC FOR RHX-95B CRIMPER	N/A	0.1

ITEMS INCLUDED

- 1 x Die Set 25mm² ABC – 14.0mm A/F
- 1 x Die Set 35mm² CU – 9.2mm A/F
- 1 x Die Set 50mm² CU – 10.4mm A/F
- 1 x Die Set 70mm² CU – 11.5mm A/F
- 1 x Moulded Plastic Carry Case



MODEL No. K2

- Ratchet style
- For tubular cable lugs and connectors
- Indent crimping

Range	0.75-16 mm ²
Total Length	325 mm
Weight	0.6 kg



KK SERIES HEXAGONAL ROTATABLE DIE LUG HAND CRIMPER



Dies are self contained and rotate within the Tool Head, ensuring dies can not be misplaced.



Model No.	KK05AU	Model No.	KK06AU
Crimp Range	6, 10, 16, 25, 35 & 50mm ²	Crimp Range	6, 10, 16, 25, 35, 50, 70, 95 & 120mm ²
Weight	1.35kg	Weight	3.75kg
Total Length	400mm	Total Length	665mm



WIRE ROPE/CABLE CUTTERS AND SWAGERS (MADE IN JAPAN)

Wire Rope Cutter – Hand	Cable Cutter – Hand	Wire Rope Cutter – Hand	Wire Rope Swager - Bench	Wire Rope Swagers – Hand
RC-8	RC-SERIES	KC-SERIES	WR-10BB	HSC-SERIES
Single Hand	Double Hand	Double Hand	Bench Type	Swagers & Cuts Double Hand

Model No.	Type	Length (mm)	Capacity (mm)	Weight (kg)	Model No. for Spare Blade Set	Blade Weight (kg)
RC-8		195	5	0.3	N/A	N/A
RC-450	Wire Rope Cutter	470	12	1.5	RCJ-450	0.5
RC-800		800	16	3.9	RCJ-800	1.3
KC-450		Cable Cutter (Cu/Al)*	475	25	1.4	KCJ-450
KC-800	810		50	3.6	KCJ-800	1.0
WR-6	Wire Rope Cutter	350	6	0.9	WRJ-6	0.3
WR-10		590	10	2.3	WRJ-10	0.7
WR-14		750	14	3.6	WRJ-14	1.2
WR-16		900	16	5.3	WRJ-16	1.6
WR-20		1066	20	8.2	WRJ-20	2.7
WR-10BB	Bench Wire Rope Cutter	540	10	5.0	N/A	N/A
HSC-350	Wire Rope Swager/Cutter ¹	350	1.5–3.5	1.1	N/A	N/A
HSC-600		600	1.5–5.0	2.5	N/A	N/A
HSC-600BB		540	1.5–5.0	5.2	N/A	N/A
HS-1000	Wire Rope Swager**	1010	6.0-8.0	7.5	N/A	N/A

All Blades are drop forged and tempered.

* Not for cutting wire rope


** No cutting function

1 Do not use any other sleeves with ARM Swaging tools, contact your nearest Specialised Force branch for Swage information

More models available upon request.



'WR' Cutting Head shown with notched blade



HSC SERIES Swager head with cutting notch



REFER PAGE 39 FOR ARM SWAGING SLEEVE AND TOOL TECHNICAL INFORMATION

A CABLE CRIMPING

www.specialisedforce.com.au

SWAGERS, SLEEVES & TOOLING (MADE IN JAPAN)



ARM - HOW TO SWAGE



1. Cut wire



2. Thread Wire through Oval Sleeve



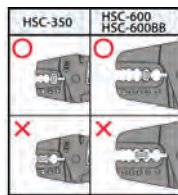
3. Loop the Wire Rope from Eyelet



4. Decide Length of Wire Rope Eyelet



5. Swage Oval Sleeve



PROPER WAY OF SWAGING SLEEVE



SWAGE 3 POINTS



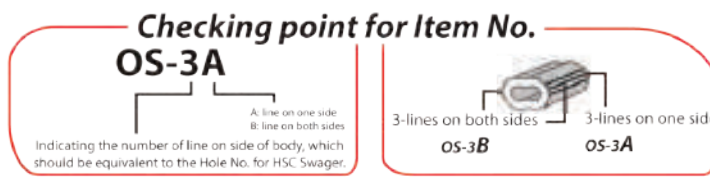
QUALITY CHECK SLEEVE WITH GAUGE, PASS THROUGH SWAGING COMPLETE!

ARM – SIZE CHART OF ARM OVAL SLEEVES & ARM SWAGING TOOLS

Wire Rope Ø mm (")	1.5 1/16	2.0 5/64	2.5 3/32	2.8 7/64	3.0 1/8	3.5 -	4.0 5/32	5.0 3/16	6.0 1/4	8.0 5/16	9.0 3/8	10.0 13/32	12.0 1/2
Arm Oval Sleeves	OS-1A	OS-1B	OS-2	OS-2	OS-3	OS-3	OS-4	OS-5	OS-6	OS-8	OS-9	OS-10	OS-12
Swaging Tool Required	HSC-350							Cannot Swage					
	HSC-600							Cannot Swage					
	HSC-600BB							Cannot Swage					
	Cannot Swage							HS-1000		Cannot Swage			
	Cannot Swage							HS12-MH230*		HS-12-230V*			

*REFER PAGE 40 FOR FURTHER DETAILS

ARM SWAGING OVAL SLEEVE TECHNICAL INFORMATION



Model No	Wire Rope Ø		Sleeve Image	Hole No.	Safety Load (using 2 wire ropes)				Wire Rope Destruction Load (using Arm equip)	Pack Qty	Item Weight (kg)	Carton Qty	Carton Weight (kg)
	(mm)	(")			30deg.	60deg.	Safety Load	Safety Load					
OS-1A	1.5	1/16		1	56	54	48	210	30	0.03	120	5.5	
OS-1B	2.0	5/64			96	92	82	330					
OS-2A	2.5	3/32		2	152	148	132	519	20	0.06	120	8.5	
OS-2B	2.8	7/64			182	176	158	630					
OS-3A	3.0	1/8		3	220	212	190	690	20	0.11	60	7.8	
OS-3B	3.5	-			280	270	242	1001					
OS-4A	4.0	5/32		4	282	272	244	1204	20	0.10	60	9.5	
OS-5A	5.0	3/16		5	446	430	386	1731					
OS-6A	6.0	1/4		6	556	536	480	1975	20	0.30	10	3.2	
OS-8A	8.0	5/16		8	990	956	856	3284					
OS-9A	9.0	3/8		9	1250	1206	1082	4018	20	1.00	10	9.7	
OS-10A	10.0	13/32		10	1546	1494	1338	5365					
OS-12A	12.0	1/2		12	2226	2150	1926	7456	20	1.90	10	18.3	



SWAGER, BATTERY HYDRAULIC & SLEEVES (MADE IN JAPAN)

For swaging 6-12mm (1/4-1/2") wire rope together. Arm swaging tools and arm oval sleeves must be used in conjunction (do not use other brands of crimpers with sleeves and vice versa).




Model No.	HS12-MH230
Battery Voltage (VDC)	14.4
Battery Type	Ni-MH
Output Force (ton)	10
Size (mm) L x W x H	355 x 90 x 350
Swaging Speed (sec)	7
Accessories (Included in kit)	Tool, 2 x Batteries, 230VAC Charger, Check Gauge, RC-450 Cutter, Dies (OS-6D, OS-8D, OS-9D/10D & OS12D), Die Removing Tool, CD Operational Video & Carry Case

MODEL NO. HS12-230V ELECTRIC HYDRAULIC SWAGER (MADE IN JAPAN)

Model No.	HS12-230V
Swaging Capacity (mm)	6 – 12mm Wire Rope
Voltage (VAC)	230
Output Force (ton)	11
Weight (kg)	7.5
Dimensions (mm)	433 x 104 x 243
Swaging Speed (sec)	4
Accessories (Included in Kit)	Tool, Check Gauge, Shoulder Strap, RC-450 Cutter, Dies (OS-6D, OS-8D, OS-9D/10D & OS 12D) & Carry Case




HS12-MH230 / HS12-230V Suitable Sleeve & Dies



Suitable Dies	Oval Sleeve	Wire Rope Dia. (mm)
OS-6D	OS-6A	6
OS-8D	OS-8A	8
OS-9D&10D	OS-9A	9
OS-9D&10D	OS-10A	10
OS-12D	OS-12A	12



**REFER PAGE 39
FOR ARM SWAGING
SLEEVE AND
TOOL TECHNICAL
INFORMATION**



HS12-230V in use



SPECIALISED FORCE

**HYDRAULIC TOOLS &
SPECIALISED EQUIPMENT**

PTY. LTD.

Cutting



www.specialisedforce.com.au



B. CABLE CUTTING

46–75

RATCHET CUTTERS – BATTERY – IZUMI	46
RATCHET SCISSOR CUTTERS – BATTERY	47
SCISSOR CUTTERS – BATTERY – IZUMI	48
IN-LINE CUTTERS – BATTERY – IZUMI	49
GUILLOTINE CUTTERS – BATTERY – IZUMI	50
BATTERY MULTI TOOL – 12 TONNE – IZUMI	52
BATTERY MULTI TOOL – 12 TONNE	53
BATTERY TOOL ACCESORIES – IZUMI	54
CUTTING DIE – 12 TONNE – IZUMI	56
REMOTE CUTTING HEADS – IZUMI	57
REMOTE CUTTING HEADS – DAIA	60
REMOTE SAFETY CUTTING/CABLE SPIKING SYSTEM – DAIA – IZUMI	61
HAND CUTTERS – HYDRAULIC – IZUMI	62
HAND CUTTERS – AL/CU – GREENLEE	66
HAND CUTTERS – HEAVY DUTY AL/CU – GREENLEE	67
RATCHET HAND CUTTER – AL/CU – IZUMI	68
RATCHET HAND CUTTER – AL/CU/ACSR	69
RATCHET HAND CUTTER – AL/CU	70
RATCHET HAND CUTTERS – AL/CU/ACSR	71
RATCHET CUTTERS – ACSR/GUY WIRE – GREENLEE	72
BOLT/SEAL CUTTER – BATTERY – GREENLEE	73
HAND CUTTERS & SWAGERS – WIRE ROPE – ARM	74
CUTTERS – WIRE ROPE – ARM	75

BATTERY RATCHET CUTTERS (MADE IN JAPAN)



MODEL NO. REC SERIES



REC-50M

REC-54ACSR

REC-65M

The Izumi REC series ratchet style battery cable cutters were designed for cutting overhead and underground power cables and conductors. The rocker trigger switch is easily activated with one hand so that other hand is always free to align and manoeuvre cutting material. The trigger also include a SAFETY dead-man button to prevent inadvertent operation. Models feature new electronic circuit boards, improved powerful gear reduction magnetic motors with overload protection and lithium-Ion battery capacity indicator.

To order complete kits which includes, the tool, two batteries, 230VAC & 12V/24VDC charge leads, charge base and case use "Kit Model No." in tables below. (Prefix (BB))

SAFETY - The Rocker Switch includes a safety deadman, this means the tool cannot be inadvertently operated unless depressed at the same time as the rocker switch

FEATURES

- Upgraded Electronic Circuit Boards
- Powerful Magnetic Motors with Overload Protection
- Ergonomic Hand Grip Design
- Manufactured under ISO9001
- 230VAC & 12/24VDC Charge Leads Included with Charger Base ("BB" kit models)
- 14.4VDC 3.0Ah Lithium-Ion Batteries have Press Button Charge Indicator

CUTTING SPECIFICATIONS

Kit Model No.	Style	Cuts	Opening Ø (mm)	Maximum Cutting Capacity for Material Type						Notes
				Polyethylene Cable*	Insulation Core Vinyl	Multi-	Soft Cu	Hard Cu	Al	
REC-50M(BB)	Ratchet	Al/Cu	50	46.0	47.0	35.0	21.0	50.0	N/A	
REC-54ACSR(BB)	Ratchet	Al/Cu/ACSR	54	47.0	47.0	37.0	31.5	54.0	31.5	ACSR Olive Al 54/3.50 Steel 7/3.50
REC-65M(BB)	Ratchet	Al/Cu	65	66.0	65.0	35.0	65.0	65.0	N/A	Al (4x240mm ²) Cu (4x185mm ²)

NOTE: For special cables or conductors contact Specialised Force and we can test cut materials and suggest most suitable models

TOOL SPECIFICATIONS

Kit Model No.	Dimensions (mm)	Weight Including Battery (kg)
REC-50M(BB)	105x375x115	2.75
REC-54ACSR(BB)	110x447x130	5.30
REC-65M(BB)	110x365x130	3.75

Refer page 54–55 for battery and charger details



B CABLE CUTTING

www.specialisedforce.com.au

BATTERY RATCHET SCISSOR CUTTERS (MADE IN JAPAN)



MODEL NO. REC SERIES

The Izumi REC series scissor ratchet style battery cable cutters were designed for cutting overhead and underground power cables and conductors. The scissor style makes it easier to access tight cables. The rocker trigger switch is easily activated with one hand so that other hand is always free to align and manoeuvre cutting material. The trigger also include a SAFETY dead-man button to prevent inadvertent operation. Models feature new electronic circuit boards, improved powerful gear reduction magnetic motors with overload protection and lithium-ion battery capacity indicator.

To order complete kits which includes, the tool, two batteries, 230VAC & 12V/24VDC charge leads, charge base and case use "Kit Model No." in tables below. (suffix (BB))

SAFETY - The Rocker Switch includes a safety deadman, this means the tool cannot be inadvertently operated unless depressed at the same time as the rocker switch

FEATURES

- Upgraded Electronic Circuit Boards
- Powerful Magnetic Motors with Overload Protection
- Ergonomic Hand Grip Design
- Manufactured under ISO9001
- 230VAC & 12/24VDC Charge Leads Included with Charger Base ("BB" kit models)
- 14.4VDC 3.0Ah Lithium-Ion Batteries have Press Button Charge Indicator



REC-Y33M



REC-Y50M

Kit Model No.	Style	Cuts	Opening Ø (mm)	Maximum Cutting Capacity for Material Type						Notes
				Polyethylene Power Cable*	Multi-Core Vinyl Insulation	Soft Cu	Hard Cu	Al	ACSR	
REC-Y33M(BB)	Scissor Ratchet	Al/Cu/ACSR	33	33.0	32.0	33.0	24	30	18.6	ACSR Model
REC-Y50M(BB)	Scissor Ratchet	Al/Cu	50	46.0	47.0	35.0	21.0	50.0	N/A	

* For special cables or conductors contact Specialised Force and we can test cut materials and suggest most suitable models

Kit Model No.	Dimensions (mm)	Weight Including Battery (kg)
REC-Y33M(BB)	105x430x115	3.10
REC-Y50M(BB)	110x302x130	3.65



Refer page 54–55 for battery and charger details

B CABLE CUTTING

www.specialisedforce.com.au

BATTERY HYDRAULIC SCISSOR CUTTERS (MADE IN JAPAN)



MODEL NO. VARIOUS

The Izumi scissor style battery cable cutters were designed for cutting underground and overhead power cables or conductors. There are however many other applications as indicated in the tables below.

The operation switch is easily activated with one hand, leaving your other hand free to align and manoeuvre cutting material. The trigger also includes a SAFETY feature to prevent inadvertent operation.

Most series 6 & 7 models feature new electronic circuit boards, improved powerful gear reduction magnetic motors with overload protection and a lithium-Ion battery capacity indicator.

To order complete kits with tool, two batteries, charger and case use "Kit Model No." in tables below (suffix (BB)).

NOTE: IZUMI Battery Charger supplied with 230VAC & 12/24VDC adaptor leads

FEATURES

- Japanese Quality
- Lower Blade Guide Avoids Distortion
- Upgraded Electronic Circuit Boards
- Powerful Magnetic Motors with Overload Protection
- Ergonomic Hand Grip Design
- LED Lights
- Manufactured under ISO9001
- 230VAC & 12/24VDC Charger Leads Included with Charge Base (REC "BB" Kit Models Only)
- Lithium-Ion Batteries have Press Button Charge Indicator



REC-630Y



REC-105YC



S7G-105YM

Makita BATTERY

Refer Page 51 for Makita Battery & Charger Details

CUTTING SPECIFICATIONS

Kit Model No.	Style	Force (kN)	Cuts	Opening Ø (mm)	Maximum Cutting Capacity for Material Type*						Notes
					Polyethylene Power Cable*	Core Vinyl Insulation	Multi-Core	Soft Cu	Hard Cu	Al	
REC-630Y(BB)	Scissor	63	Al/Cu/ACSR	28	N/A	N/A	28.0	20.7	28.0	19.0	ACSR Single Core Only
REC-105YC(BB)	Scissor	124	Al/Cu	105	72.0	77.0	105.0	90.0	105.0	N/A	
S7G-105YM(BB)	Scissor	120	Al/Cu	105	72.0	77.0	105.0	90.0	105.0	N/A	

* For special cables or conductors contact Specialised Force and we can test cut materials and suggest most suitable models

TOOL SPECIFICATIONS

Kit Model No.	Ram Stroke (mm)	Reservoir Capacity (cc)	Dimensions (mm)	Weight Including Battery (kg)	Battery Details	Battery Brand
REC-630Y(BB)	21	100	372x265x70	5.00	14.4V Li-Ion	Izumi
REC-105YC(BB)	58	184	600x390x110	8.75	14.4V Li-Ion	Izumi
S7G-105YM(BB)	58	184	601x346x92	9.0	18.0V Li-Ion	Makita

Lower Blade Guide (prevents cable twist)



REC-630Y

S7G-105YM (REC-105YC)

Refer page 54–55 for Izumi battery and charger details

INLINE BATTERY CUTTERS (MADE IN JAPAN)



MODEL NO. SL SERIES

The Izumi SL series slimline hydraulic cutters were designed for ease of cutting overhead conductors, underground cables, wires and ropes. Smaller models can be used with one hand. They are also ideal for cutting in tight spaces such as switchboards, panels or pre-existing cable termination points. The operation switch is easily activated and your other hand is free to align and manoeuvre cutting material.

Despite their lightweight "in-line" compact design, their performance is still strong. Battery power (BP-80LI) has been increased by 40% (when compared to the REC-5 Series). Most series 6 models feature new electronic circuit boards, improved powerful gear reduction magnetic motors with overload protection and lithium-Ion battery capacity indicator.

To order complete kits with tool, two batteries, 12VDC-230VAC charger and carrying case - use "Kit Model No." in tables below (suffix (BB)).

FEATURES

- Upgraded Electronic Circuit Boards
- Powerful Magnetic Motors with Overload Protection
- Ergonomic Hand Grip Design Rapid ram advance mechanism
- Right or left handed operation
- 180° swivel head
- Quality backed by ISO9001
- LED light
- Battery Charge: Increased by 40% (when compared with the REC-5 Series)
- 230VAC & 12/24VDC Charge Leads Included with Charge Base ("BB" kit models)
- 14.4VDC 3.0Ah Lithium-Ion Batteries have Press Button Charge Indicator
- Safety Trigger



SL-S40 LED LIGHT



SL-95YC LED LIGHT

CUTTING SPECIFICATIONS

Kit Model No.	Style	Force (kN)	Cuts	Opening Ø (mm)	Maximum Cutting Capacity for Material Type (mm)*										
					Wire Rope 6x7	Wire Rope 6x12	Wire Rope 6x19	Soft Steel Bar	Rebar (400 to 500 Mpa)	Rebar (650Mpa)	Cu Strands	Al Strands	ACSR	Guy Wire 1x7	Guy Wire 1x19
SLS-20(BB)	Guillotine	66	Al/Cu/ACSR	20	16	20	20	16	13	10	20	20	20	15	16
SL-S40(BB)	Guillotine	70	Al/Cu/ACSR	40	22	22	22	20	16	N/A	40	40	38	15	20
SL-95YC(BB)	Scissor	120	Al/Cu	95	N/A	N/A	N/A	N/A	N/A	N/A	95	95	N/A	N/A	N/A
SL-ND/ACSR (BB)	Scissor	70	Al/Cu/ACSR	21	N/A	N/A	N/A	N/A	N/A	N/A	14	14	20	N/A	N/A
SL-ND/CH(BB)	Scissor	70	Al/Cu	32	N/A	N/A	N/A	N/A	N/A	N/A	32	32	N/A	N/A	N/A
SL-ND/GW(BB)	Scissor	70	Al/Cu/ACSR	19.5	N/A	N/A	N/A	9.3	9.3	N/A	14.3	14.3	14.3	9.3	9.3

* For special cables or conductors contact Specialised Force and we can test cut materials and suggest most suitable models

TOOL SPECIFICATIONS

Kit Model No.	Ram Stroke (mm)	Blade	Opening (mm)	Reservoir Capacity (cc)	Dimensions (mm)	Weight Including Battery (kg)
SLS-20(BB)	20	-	-	100	414x95x70	3.6
SL-S40(BB)	40	-	-	166	530x121x101	5.7
SL-95YC(BB)	-	-	95	153	685x250x120	9.4
SL-ND/ACSR (BB)	-	-	21	45	554x110x80	3.5
SL-ND/CH(BB)	-	-	32	45	554x110x80	3.5
SL-ND/GW(BB)	-	-	19.5	45	554x110x80	3.5

Refer page 54–55 for battery and charger details

B CABLE CUTTING

www.specialisedforce.com.au

BATTERY GUILLOTINE CUTTERS (MADE IN JAPAN)



MODEL NO. REC SERIES



B CABLE CUTTING

The Izumi REC series guillotine style battery cable cutters were designed for cutting soft steel, rebar, underground and overhead power cables or conductors. The operation switch is easily activated and your other hand is free to align and manoeuvre cutting material.

Series 6 models (REC-S624/S640) feature new electronic circuit boards, improved powerful motors with overload protection and lithium-Ion battery capacity indicator.

SAFETY – Series 6 models (REC-S624/S640) feature a new safety Trigger guard that stops inadvertent operation



REC-S624 LED LIGHT



REC-S640 LED LIGHT



SCAN & PLAY



SCAN & PLAY

To order complete kits which includes, the tool, two batteries, 230VAC & 12V/24VDC charger leads, charge base and case use "Kit Model No." in tables below. (Suffix (BB))

FEATURES

- Upgraded Electronic Circuit Boards
- Powerful Motors with Overload Protection
- Ergonomic Hand Grip Design
- LED Lights (REC-S624/640 only)
- Manufactured under ISO9001
- 230VAC & 12/24VDC Charger Leads Included with Charge Base ("BB" kit models)
- 14.4VDC 3.0Ah Lithium-Ion Batteries have Press Button Charge Indicator

CUTTING SPECIFICATIONS

Kit Model No.	Style	Force (kN)	Cuts	Opening Ø (mm)	Maximum Cutting Capacity for Material Type (mm)										
					Wire Rope 6x7	Wire Rope 6x12	Wire Rope 6x19	Soft Steel Bar	Rebar (400 to 500Mpa)	Rebar (650Mpa)	Cu Strands	Al Strands	ACSR	Guy Wire 1x7	Guy Wire 1x19
REC-S624(BB)	Guillotine	84	Al/Cu/ACSR/Wire Rope/Soft Steel Bar/Guy Wire/ReBar	24	18	24	24	20	16	12	24	24	24	20	20
REC-S640(BB)	Guillotine	68	Al/Cu/ACSR/Wire Rope/Soft Steel Bar/Guy Wire/ReBar	40	22	22	22	20	16	9.6	40	40	38	15	20
REC-S3550(BB)	Guillotine	120	Al/Cu/ACSR/Wire Rope/Soft Steel Bar/Guy Wire/ReBar	54	25	30	30	22	19	13	54	54	54	15	20

NOTE: For special cables or conductors contact Specialised Force and we can test cut materials and suggest most suitable models

TOOL SPECIFICATIONS

Kit Model No.	Ram Stroke (mm)	Reservoir Capacity (cc)	Dimensions (mm)	Weight Including Battery (kg)
REC-S624(BB)	24	100	316x263x70	5.0
REC-S640(BB)	40	135	442x351x78	6.4
REC-S3550(BB)	54	280	490x275x90	10.0



LATCH STYLE HEAD



PIN STYLE HEAD

Refer page 54–55 for battery and charger details

www.specialisedforce.com.au

BATTERY GUILLOTINE CUTTERS (MADE IN JAPAN)

MODEL NO. S7G SERIES

The S7G series battery Hydraulic cutter can be used for cutting a variety of sizes & types of material, up to 40mm OD including, copper (CU), Aluminium (AL), ACSR, Guy Wire, Re-bar and Wire Rope. The pistol style tools are well balanced and are suited for many applications. The trigger switch and return button are activated using one hand, leaving the other hand free to secure working material. Battery level is indicated on the Makita battery.

To order complete kits including Cutter, two Batteries, 230VAC Charger and Carry Case - use "Kit Model No." shown in tables below (add suffix "BB").

"Series 7 battery cutter provides the IZUMI reliability with the versatility of a Makita battery"



FEATURES

- Japanese quality
- Lightweight
- Retract stop feature for multiple cuts
- Swivel head
- Quality backed by ISO9001
- Manual retract does not rely on battery
- Battery level indicator (on battery)
- Powered by a genuine MAKITA™ 18V lithium-ion battery
- Ergonomically designed & balanced body for operator comfort

CUTTING SPECIFICATIONS

Kit Model No.	Style	Force (kN)	Cuts	Opening Ø (mm)	Maximum Cutting Capacity for Material Type (mm)										
					Wire Rope 6x7	Wire Rope 6x12	Wire Rope 6x19	Soft Steel Bar	ReBar (400 to 500Mpa)	Rebar (650Mpa)	Cu Strands	Al Strands	ACSR	Guy Wire 1x7	Guy Wire 1x19
S7G-S40M(BB)	Guillotine	70	Al/Cu/ACSR/ Wire Rope/Soft Steel Bar/Guy Wire/ReBar	40	22	22	22	20	16	9.6	40	40	38	15	20

NOTE: For special cables or conductors contact Specialised Force and we can test cut materials and suggest most suitable models

TOOL SPECIFICATIONS

Kit Model No.	Ram Stroke (mm)	Reservoir Capacity (cc)	Dimensions (mm)	Weight Including Battery (kg)	Battery Details	Battery Brand
S7G-S40M(BB)	40	135	445 x 297 x 92	6.9	18.0V Li-Ion	Makita

ACCESSORIES

Model No.	Description
BL1850B	Makita 18V 5.0Ah Battery
DC18RC	Makita 230V Battery Charger



BL1850B



DC18RC

MODEL No. REC-6200MX

Fitted with 200AT-410 12 Tonne Crimp Head

HEAD RELEASE PIN

EASY PULL PIN TO CHANGE HEADS



SPECIFICATIONS

Motor	14.4 VDC
Reservoir capacity	100 cc
Force at die face	127 kN
Head Rotation	180°
Size (mm)	356 x 326 x 70 (LxHxW)
Weight	5.8kg with BP-80LI Battery (without crimp head)

Crimp Head Attachment

Accepts existing 12 ton U-type dies

Maximum Capacity 300mm² Al/Cu

PLEASE NOTE: Add (BB) to the model number suffix for lithium-ion batteries e.g. **REC-6200MX (BB)**

Includes: Battery Tool, Shoulder strap, Carrying case, 2 Batteries (BP-80LI) and 12VDC-230VAC Charger Base (CH-100)

(*SIX TOOLS IN ONE - INTERCHANGABLE HEADS NOT INCLUDED)

Refer page 54–55 for Battery and Charger Details & 18–20 for 12T Dies

MODEL No. 200AT-410 12Tonne Crimp Head attachment to suit REC-6200MX



Opening Between Die Faces	17mm
Maximum Capacity	300mm ² Al/Cu
Weight	2.4kg

Accepts existing 12 ton U-type dies (Refer page 18–20)

MODEL No. 200AT-50YC Cable Cutter attachment to suit REC-6200MX



Cutting Capacity	Up to 50mm OD Cable (Including Insulation) Cuts nonferrous cables only
Weight	1.0kg

Approximately 50 cuts BP-80LI

Continued Next Page



MODEL No. 200AT-AP18 Angle Steel Puncher attachment to suit REC – 6200MX

Punching capacity	Supplied with 3 sets of Punch Dies 10.5, 13.5 & 17.5 mm Diameter for 6mm thick steel
Size	186 x 130 x 67 mm
Weight	3.8 kg
Throat Depth	47mm
To Centre of Punch	23.5mm

Approximately 100 holes punched per charge



MODEL No. 200AT-S16 Re-bar and Guy Strand Cutter attachment to suit REC – 6200MX

Cutting Capacity:	Number Of Cuts/ Charge (BP-70MH)
16mm rebar	80
16mm soft steel bar	120
13mm stainless steel bar	105
16mm Guy Strand	105



MODEL No. 200AT-13WT Threaded rod cutter attachment to suit REC – 6200MX

Cutting Capacity:	Number Of Cuts/ Charge (BP-70MH)
M10 or 3/8BSW Steel Threaded Rod	80
Stainless Steel	52
M12 or 1/2 BSW Steel Threaded Rod	82
Stainless	42

Includes a 13WT-07 M12 Blade Set
OPTIONAL BLADE SETS
13WT-06 M10, 13WT-02 3/8 BSW, 13WT-05 1/2 BSW



FOR STAINLES STEEL, MILD STEEL, BRASS, ALUMINIUM ETC, TO 3.2MM THICK

MODEL No. 200AT-9PD Knock out Puncher attachment to suit REC-6200MX

Punching capacity	up to 63.5mm Stainless Steel and (115.5mm) diameter hole on 3.2mm thickness Mild Steel.
-------------------	---

Approximately 42 Holes BP-80LI

DETAILS

- Punch & die, Draw Studs & Spacer Collars are the same as those used for SH-10. Refer pages 346–347 for standard punch & dies
- 200AT-9PD comes with Draw Studs & Spacer Collars.

MODEL No. 79300060 – ADAPTOR 230VAC

“Suits 14.4V IZUMI battery Tools”

Including: Crimpers, Cutters, Punchers and Impact Wrench



Use your IZUMI battery hydraulic tools with 230VAC mains power



DOES NOT SUIT REC-P1

SPECIFICATIONS

Model No.	79300060
Input Voltage	230V / 50Hz
Output Voltage	14.4V 5A – 60A
Power Consumption	70W – 800W
Cable Length	3m, water spray resistant.
Temperature Range	10c – 40c Ambient
Weight	1 kg
Dimensions (excluding cable)	125 x 70 x 120 mm



B CABLE CUTTING

www.specialisedforce.com.au

BATTERIES AND CHARGER



Battery Level LED Indicator



230V BATTERY CHARGER ADAPTOR

12V BATTERY CHARGER ADAPTOR

MODEL No. BP-80LI BATTERY

FEATURES

- SUITS ALL IZUMI BATTERY TOOLS
- Battery status level LED indicator
 - High Capacity 3.0Ah Battery Pack
 - Lightweight
 - Impact resistant Housing
 - Minimally effected by high Temperatures
 - Minimal Self Discharge
 - Longer run times, compared to NiCad
 - No memory effect

MODEL No. CH-100 CHARGER

FEATURES

- CHARGES ALL IZUMI BATTERIES
- Includes AC/DC charging base with AC/DC leads
 - Able to Charge all Izumi Batteries (Li-Ion, Ni-MH & Ni-CAD)
 - Charger has conditioning feature to accommodate memory effect
 - Top-off & Maintenance trickle charge for NiCad Batteries
 - Monitors battery temperature & Battery Voltage for correct Charging and battery faults
 - 80% charge in 50mins

New Li-Ion batteries fit straight into all Izumi tools! Buy the # BP-80LI UPGRADE PACK (below) and just dispose of your old charger as your old charger will not charge new batteries!

Model No.	Components	Voltage/Source	Wt
BP-80LI	1 x Battery Only	14.4VDC	600g
CH-100	1 x Charging Base, 1 x DC Charge Lead 12/24VDC 1 x AC Charge Lead 230VAC	230VAC/12/24VDC	975g
BP-80LI UPGRADE PACK	1 x Charge Base 1 x Charge Lead DC 1 x Charge Lead AC 2 x BP-80LI Li-Ion Batteries (14.4VDC)	230VAC/12/24VDC	2115g

IMPROVING BATTERY LIFE

(For Older Style BP-70MH + BP-70E)
Izumi batteries should regularly be cycle refreshed. This is certainly required if your battery is not quite performing as well as it used to.

You can use the refresh/condition button on most Izumi chargers with your Izumi batteries. This process takes approximately 8 hours to complete and will improve the longevity of batteries, if the battery has not already started degrading.




B CABLE CUTTING

www.specialisedforce.com.au

MODEL No. 12T-CUTTING DIE

B CABLE CUTTING

www.specialisedforce.com.au



Suits all 12 Tonne "C" or "U" Style Crimp Tools

CAN BE USED IN

- 12 Tonne Hand Hydraulic Crimping Tools
- 12 Tonne Battery Powered Crimpers
- Remote Head Hydraulic Crimpers
- 12 Tonne Low Pressure Crimper

BENEFITS

- Less costly than dedicated Cutting Tools
- Simple to install in Crimping Tools
- Require no adjustment for cutting different materials
- Heavy duty design with 6 high tensile cap screws.

CAN CUT THE FOLLOWING MATERIALS

Guy Wire/Guy Strand/EHS Guy Wire	16mm (5/8")
ACSR/AL/CU	17.5mm
Earth Rod & Soft Steel Bolts	16mm (5/8")



REMOTE HYDRAULIC CUTTING HEADS (MADE IN JAPAN)



MODEL NO. SP SERIES

Remote heads are designed for fast cutting action and allow remote operation and manoeuvrability into tight areas. These guillotine style cutting heads jam less than scissor shear type cutters and have spring return rams. The heads can be operated by any hydraulic pump with rated oil pressure of 700 Bar. The blades are easily replaceable, and the head is a snap lock spring release on smaller models and lock pin type on larger capacity heads.

MODEL No. SP-20A



MODEL No. SP-24



MODEL No. SP-32



FEATURES

The **SP-SERIES** hydraulic cutter head cuts heavy duty steel materials up to 32 mm and features fast cutting action with remote operation.

They can be operated by any hydraulic pump with rated oil pressure of 700Bar.

"CUTS STEEL !!"

SPECIFICATIONS

Model No.	Weight (kg)	Working Pressure (Bar)	Output Force (kN)	Oil Volume Required (cc)	Size (mm)	Includes	PARKER Female Coupling
SP-20A	2.3	700	44	18	240	Carry Bag	#3050-3
SP-24	3.1	700	86	33	245	Carry Bag	#3050-3
SP-32	10.0	700	250	135	300	Carry Bag	#3050-3

CUTTING CAPACITY

Model No.	Latch	Max Ø (mm)	Cu	Al	ACRS	Guy Wire*	Wire Rope	Soft Steel	Re-Bar (upto 500 Mpa)	Re-Bar (650 Mpa)	Communication	Pre-Stressing Strand
SP-20A	Snap	20	20	20	20	16	20	16	13	10	20	N/A
SP-24	Snap	24	24	24	24	20	24	20	16	12.4	24	N/A
SP-32	Snap	32	32	32	32	32	32	25	25	15.5	32	N/A

* Contact Specialised Force for detailed information on Guy Wire capacities as stranding affects capacity

- Refer page 116–117 for hydraulic coupling configurations and hoses, supplied standard with screw type female 3050-3 coupling
- Battery or Electric pumps, refer page 106 to 112


REMOTE HYDRAULIC CUTTING HEADS (MADE IN JAPAN)



MODEL NO. SP SERIES

Remote heads are designed for fast cutting action and allow remote operation and manoeuvrability into tight areas. These guillotine style cutting heads jam less than scissor shear type cutters and have spring return rams. The heads can be operated by any hydraulic pump with rated oil pressure of 700 Bar. The blades are easily replaceable, and the head is a snap lock spring release on smaller models and lock pin type on larger capacity heads.

MODEL No. SP-32CC1



Includes Cable Retaining Plate

MODEL No. SP-40A



MODEL No. SP-55A



FEATURES

The **SP-SERIES** hydraulic cutter head cuts heavy duty steel materials up to 55 mm and features fast cutting action with remote operation.

They can be operated by any hydraulic pump with rated oil pressure of 700Bar.

"CUTS STEEL !!"

SPECIFICATIONS

Model No.	Weight (kg)	Working Pressure (Bar)	Output Force (kN)	Oil Volume Required (cc)	Size (mm)	Includes	PARKER Female Coupling
SP-32CC1	11.7	700	214	135	240	Steel Box	#3050-3
SP-40A	4.0	700	76	48	340	Carry Bag	#3050-3
SP-55A	9.0	700	118	120	415	Carry Bag	#3050-3

CUTTING CAPACITY

Model No.	Latch	Max Ø (mm)	Cu	Al	ACRS	Guy Wire*	Wire Rope	Soft Steel	Re-Bar (upto 500 Mpa)	Re-Bar (650 Mpa)	Communication	Pre-Stressing Strand	Chain (Max Gr 80)
SP-32CC1	Snap	32	N/A	N/A	20	16	20	24	25	15.5	N/A	16	12
SP-40A	Pin	41	41	41	38	20	25	20	16	12.4	41	N/A	N/A
SP-55A	Pin	55	50	50	50	20	30	22	19	12.4	55	N/A	N/A

* Contact Specialised Force for detailed information on Guy Wire capacities as stranding affects capacity

- Refer page 116–117 for hydraulic coupling configurations and hoses, supplied standard with screw type female 3050-3 coupling
- Battery or Electric pumps, refer page 106 to 112

REMOTE HYDRAULIC CUTTING HEADS (MADE IN JAPAN)



MODEL NO. P SERIES

Remote heads are designed for fast cutting action and allow remote operation and manoeuvrability into tight areas. These style cutting heads have spring return rams. The heads can be operated by any hydraulic pump with rated oil pressure of 700 Bar. The blades are easily replaceable, and the head is a snap lock spring release on smaller models and lock pin type on larger capacity heads.

MODEL No. P-60



MODEL No. P-85



MODEL No. P-132



MODEL No. P-105YC



FEATURES

The P-SERIES hydraulic cutter head cuts heavy duty steel materials up to 105 mm and features fast cutting action with remote operation.

They can be operated by any hydraulic pump with rated oil pressure of 700Bar.

Blades are easily replaceable and flip-top latch for easy insertion of cutting material.

NOTE: Cutting of piano wire is prohibited

"CUTS AL & CU ONLY !!"

SPECIFICATIONS

CUTTING CAPACITY

Model No.	Weight (kg)	Working Pressure (Bar)	Output Force (kN)	Oil Volume Required (cc)	Size (mm)	Includes	PARKER Female Coupling	Latch	CUTTING CAPACITY			
									Max Ø (mm)	Cu	Al	SWA
P-60	5.2	700	79	71	410	Carry Bag	#3050-3	Pin	60	60	60	N/A
P-85	7.2	700	41	65	455	Carry Bag	#3050-3	Pin	85	28*	38*	N/A
P-132	12	700	95	220	630	Carry Bag	#3050-3	Pin	132	100	130	**
P-105YC	7.9	700	117	105	535	Carry Bag	#3050-3	N/A	105	105	105	N/A

** Cuts some 'SWA' (Steel Wire Armoured) contact your nearest Specialised Force branch.

* Will cut AL & CU strands up to 85mm OD depending on cable type. Please contact Specialised Force for more information

- Refer page 116–117 for hydraulic coupling configurations and hoses, supplied standard with screw type female 3050-3 coupling
- Battery or Electric pumps, refer page 106 to 112

CR SERIES HYDRAULIC CABLE CUTTERS



Model No. CR-75



Model No. CR-100

Model No.	Description
CR-75	75mm Remote Head Cable Cutter (with case)
CR-100	100mm Remote Head Cable Cutter (with case)
CR-150C	150mm Remote Head Cable Cutter (without case), Powerful 20T Hydraulic Cylinder with Spring Return Piston, Hinged Opening Cutter Blade, Secured by Pin, Two Wheels for easy relocation



Model No. CR-150C



Model No. CR-75/100/150 size comparison

Model No.	Wire Strand (mm) OD	Cable (mm) OD		Output (Metric Tonnes)	Weight (Kgs)
	Bare Copper	Steel Wire Armoured (SWA)	Ug Cable		
CR-75	41.6		75.0	5.0	4.6
CR-100	41.6	100.0	100.0	11.0	13.0
CR-150C	✓	150.0	150.0	21.0	47.0

NOTE: CR-150C is also capable of cutting 130mm OD Poly Ship Anchor Rope (tested under tension)

- Refer page 116–117 for hydraulic coupling configurations and hoses, supplied standard with screw type female 3050-3 coupling
- Battery or Electric pumps, refer page 106 to 112

B CABLE CUTTING

www.specialisedforce.com.au

**INFRARED REMOTE CONTROLLED
SAFETY CUTTING SYSTEM**



CR-100CE

CUTTING HEAD

FORCE
107kN

CAPACITY
100mm Blade Opening

PUMP

PRESSURE
700Bar @ 0.17L/min

RESERVOIR
1.2L

HOSE LENGTH
8m

POWER SOURCE
Battery 2 x BP-80Li 14.4VDC

ITEMS SOLD SEPERATELY, REFER TABLE BELOW

Model No.	Description
REC-P1/RCO/BB/CE	Remote Battery pump with 2 x BP-80LI batteries, 2 x CH-100 chargers and Cejn male coupler half. Tagged & filled with Plantoflux fire resistant hydraulic oil shown in picture above
CR-100CE	Remote hydraulic cable cutter with Cejn male coupler half. Cuts up to 100mm diameter steel wire armour cable shown in picture above
2022N-08-B38NM-BC	8m high pressure non-conductive hose assembly with Cejn female coupler half each end. Tagged & filled with Plantoflux fire resistant hydraulic oil shown in picture above
CR100EK	Earthing Kit shown below

SPECIFICATIONS

For cutting or cable spiking of cables up to 100mmOD.

FEATURES

This cable cutting and spiking system proves dead cables and cuts them in one controlled operation using full cordless infrared remote control ensuring optimum operator safety.

The battery powered pump provides total system portability. The pump unit can be utilised to operate compression heads and other single acting tools. This system is proven reliable and accepted by power authorities and contractors Australia wide, with product service and spares support available Australia wide.

ACCESSORIES

A range of battery cutter, and charger options available, contact Specialised Force for more information

CR100EK- Earthing Kit for **DAIA #CR100** Remote Hydraulic Cutting Head

Refer page 54-55 for battery & charger details



Model No. CR-100EK



EARTHING KIT CONTENTS

- 4 each of 1.5 metre braided copper flat palm earthing straps
- 1 each of 3.0 metre 70mm² Cu cable with heat shrink each end
- 2 each of 1.2 metre 70mm² Cu cables with heat shrink each end
- 4 each of earth clamps
- 3 each of 900mm long earth rods
- 1 each of earth rod driving head
- 3 each of roll springs
- 1 each of nylon carry bag
- 1 each protective blanket

Refer page 235 for temporary earth road driver

B CABLE CUTTING

www.specialisedforce.com.au



MODEL No. S-200

MODEL No. S-240



STEEL CUTTERS

INCLUDED ITEMS
Cutter & Carry bag

INCLUDED ITEMS
Cutter & Carry Bag

SPECIFICATIONS

Output Force (kN)	66
Maximum Opening (mm)	22
Reservoir Capacity (cc)	60
Maximum Handle Load (N)	235
Pumping Cycles When No Load	39 times
Single Stage Pumping	
No Relief Valve	
Size (mm)	400 (L)
Weight (kg)	3

SPECIFICATIONS

Output Force (kN)	84
Maximum Opening (mm)	24
Reservoir Capacity (cc)	120
Maximum Handle Load (N)	226
Pumping Cycles When No Load	13 times
Two Stage Pumping-For Fast Approach	
No Relief Valve	
Size (mm)	475 (L)
Weight (kg)	4.9

FEATURES

Light weight portable hydraulic cutter features new series, heavy duty improved design.

Guillotine type cutting jaw is less jamming than shear type cutting jaw. No set-up time is required, the blades are easily replaceable and 180° swivel and latch type head allows easy cutting position.

DETAILS

Cutting of piano wire is prohibited

Cutting Capacities	
Material	mmOD
Wire rope 6 x 7	16
Wire rope 6 x 12	20
Wire rope 6 x 19	20
Soft steel bar	16
Rebar (400-500Mpa)	13
Rebar (650Mpa)	10
Cu strands	20
Al strands	20
ACSR	21
Guy wire 1 x 7	16
Guy wire 1 x 19	16

FEATURES

Light weight portable hydraulic cutter cuts steel materials as well as cables up to 24mmOD and features two stage pumping for rapid blade advance.

The unit has a guillotine type cutting head for less jamming than shear type cutting heads. No set-up time is required and blades are easily replaceable. With a 180° swivel head and latch type head this allows easy cutting position and manoeuvrability.

DETAILS

Cutting of piano wire is prohibited.

Cutting Capacity	
Material	mmOD
Wire rope 6 x7	18
Wire rope 6 x12	24
Wire rope 6 x 19	24
Rebar (400-500Mpa)	20
Rebar (650Mpa)	12.4
Reinforcing rod	16
Cu strands	24
Al strands	24
ACSR	24
Guy wire 1 x7	20
Guy wire 1 x 19	20



MODEL No. S-320

MODEL No. S-400



INCLUDED ITEMS
Cutter & Carry Bag

INCLUDED ITEMS
Cutter & Carry Bag

SPECIFICATIONS

Output Force (kN)	194
Maximum Opening (mm)	35
Reservoir Capacity (cc)	202
Maximum Handle Load (N)	276
Pumping Cycles When No Load	20 times
Two Stage Pumping	
Size (mm)	580(L)
Weight (kg)	10.75

SPECIFICATIONS

Output Force (kN)	55
Maximum Opening (mm)	42
Reservoir Capacity (cc)	120
Maximum Handle Load (N)	196
Pumping Cycles When No Load	17 times
Two Stage Pumping	
No Relief Valve	
Size (mm)	575 (L)
Weight (kg)	5.9

FEATURES

Light weight portable hydraulic cutter cuts heavy steel materials up to 32 mmOD and features two stage pumping for rapid blade advance.

Safety relief valve for overload protection. Guillotine type cutting for less jamming than shear type cutting. No set-up time required and blades are easily replaceable. 180° swivel and latch type head allows easy cutting position.

DETAILS

Cutting of piano wire is prohibited.

Cutting Capacity	
Material	mmOD
Wire rope 6 x7	32
Wire rope 6 x12	32
Wire rope 6 x 19	32
Soft steel bar	25
Rebar (400-500Mpa)	25
Rebar (650Mpa)	15.5
Cu strands	32
Al strands	32
ACSR	32
Guy wire 1 x7	32
Guy wire 1 x 19	32

FEATURES

Light weight portable hydraulic cutter cuts steel materials as well as cables up to 41mmOD and features two stage pumping for rapid blade advance.

A guillotine type cutting head for less jamming than shear type cutting. No set-up time is required and blades are easily replaceable. With a 180° swivel and lock pin type head, this allows for easy cutting position manoeuvrability.

DETAILS

Cutting of piano wire is prohibited.

Cutting Capacity	
Material	mmOD
Wire rope 6 x7	22
Wire rope 6 x12	25
Wire rope 6 x 19	25
Soft steel bar	20
Rebar (400-500Mpa)	16
Rebar (650Mpa)	12.4
Cu strands	41
Al strands	41
ACSR	38
Guy wire 1 x7	15
Guy wire 1 x 19	20

MODEL No. S-550



INCLUDED ITEMS
Cutter & Carry Bag

SPECIFICATIONS

Output Force (kN)	124
Maximum Opening (mm)	54
Reservoir Capacity (cc)	202
Maximum Handle Load (N)	276
Pumping Cycles When No Load	25 times
Two Stage Pumping	
Size (mm)	625 (L)
Weight (kg)	9.3

Cuts steel materials as well as cables up to 54 mm

FEATURES

Light weight portable hydraulic cutter cuts steel materials as well as cables up to 54mmOD and features two stage pumping for rapid blade advance.

The unit has a safety relief valve for overload protection, guillotine type cutting for less jamming as opposed to shear type cutting and no set-up time required. The blades are easily replaceable and the head has 180° swivel. The lock pin type head allows easy cutting position manoeuvrability.

DETAILS

Cutting of piano wire is prohibited.

Cutting Capacity	
Material	mmOD
Wire rope 6 x7	25
Wire rope 6 x12	30
Wire rope 6 x 19	30
Soft steel bar	22
Rebar (400 to 500Mpa)	20
Rebar (650Mpa)	13
Cu strands	54
Al strands	54
ACSR	54
Guy wire 1 x7	15
Guy wire 1 x 19	20

MODEL No. 850



INCLUDED ITEMS
Cutter & Carry Bag

SPECIFICATIONS

Output Force (kN)	39
Maximum Opening (mm)	88
Reservoir Capacity (cc)	120
Maximum Handle Load (N)	196
Pumping Cycles When No Load	20 times
Two Stage Pumping	
No Relief Valve	
Size (mm)	710 (L)
Weight (kg)	8.05

Cuts cables up to 85mmOD, Cu/AL only

FEATURES

Light weight portable hydraulic cutter cuts cables up to 85mmOD and features two stage pumping for rapid blade advance.

Guillotine style cutting for less jamming than shear type cutting. No set-up time is required and the blades are easily replaceable. With a 180° swivel and lock pin type head, this allows easy cutting position and manoeuvrability.

DETAILS

Cutting of piano wire is prohibited.

Cutting Capacity	
Material	mmOD
Cu strands*	28
Al strands*	38
CCP cable	85

* Will cut AL & CU cable up to 85mm OD depending on cable type. Please contact Specialised Force for more information.

MODEL No. S-240CC



INCLUDED ITEMS
Cutter & Carry Bag

NOTE: DO NOT CUT WIRE ROPE

SPECIFICATIONS

Output Force (kN)	84
Relief Valve	No
Size (mm)	475 (L)
Weight (kg)	5

Cuts steel materials up to 16mm

FEATURES

The heavy duty head design cuts up to 16mmOD including steel materials and features easily replaceable blades. The unit has anvil style, centre cut for solid materials (Chain, Steel bar, Guy wire, Re-bar) and a flip-top latch for easy insertion of cutting material.

The S-240CC hydraulic cutter was specially designed to cut the toughest EHS guy wire, ground and anchor rods. The anvil style, centre cut blades eliminate jamming problems common to shear type cutters, and the blades are easily replaced in the field. The tool is made of high grade steel and has rubber handle grips. A flip-top latch opens the tool jaw to insert material to cut easily.

Cutting Capacity	
Material	mmOD
Steel Bolts	16
Rebar (400 to 500Mpa)	16
Rebar (650Mpa)	9
Guy Wire	16
Chain (Max Gr 80)	6



MODEL No. S-32CC1



INCLUDED ITEMS
Cutter & Carry Bag

NOTE: DO NOT CUT WIRE ROPE

SPECIFICATIONS

Output Force (kN)	191
Reservoir Capacity (cc)	165
Maximum Handle Force (N)	284
Relief Valve	No
Size (mm)	685 (L)
Weight (kg)	10.2

Cuts steel materials as well up to 19mm

FEATURES

The heavy duty head design cuts up to 25mmOD, steel materials up to 19mmOD and features easily replaceable blades. The unit has anvil style, cut blades for solid materials (Chain, Steel bar, Guy wire, Re-bar) and a flip-top latch for easy insertion of cutting material.

The S-32CC1 hydraulic cutter was specially designed to cut the toughest EHS guy wire, ground and anchor rods. The anvil style, center cut blades eliminate jamming problems common to shear type cutters, and the blades are easily replaced in the field. The tool is made of high grade steel and has rubber handle grips. A flip-top latch opens the tool jaw to insert material to cut easily.

Cutting Capacity	
Material	mmOD
Steel Bolts	19
Rebar (400 to 500Mpa)	25
Rebar (650Mpa)	15.5
Guy Wire	20
Chain (Max Gr 80)	12

MODEL No. 31291 & 12629 (MADE IN USA)



Model No. 31291



Model No. 12629



- Easily cuts heavier copper and aluminium cables up to 70 mm²
- Precision-ground, shear-action, curved cutting blades
- Heat-treated for long life
- Made of heavy-duty forged steel
- Rust-resistant black oxide finish on jaws



Model No.	31291	12629
Description	PVC-covered, high-leverage handles for easier cuts	Cushion grip, high-leverage handles for added comfort
	Copper	
Max Use	70mm ²	70mm ²
Freq Use	35mm ²	35mm ²
	Aluminium	
Max Use Capacity CU	70mm ²	70mm ²
	Communications	
Max Use Capacity	100 Pair	100 Pair
Length (mm)	235	235
Weight (kg)	0.45	0.45

B CABLE CUTTING

www.specialisedforce.com.au


HEAVY-DUTY CABLE CUTTERS (MADE IN USA)

LIGHT WEIGHT HANDLES

SPECIFICATIONS

Model No.	10507	24564	05923	22291
Description	Heavy-Duty Cable Cutter			
Copper (mm ²)				
Max Use	150	150	240	400
Freq Use	95	120	150	240
Aluminium (mm ²)				
Max Use		240	1000	1000
Freq Use	150	150	630	630
Communications (mmOD)				
Max Use	25	32	44	38
Freq Use				
Length (mm)	444	533	648	800
Weight (kg)	1.3	1.37	2.5	2.8

PLEASE NOTE: Cutting capacity may be less for compact and compressed cables



- Strong, lightweight fibreglass handles.
- Adjustable pivot bolt provides for blade adjustment
Models; 24564 - 05923 - 22291

CABLE CUTTERS (MADE IN USA)

SPECIFICATIONS

Model No.	30208	12847
Description	Cable Cutter	Cable Cutter
Copper (mm ²)		
Max Use	150	240
Freq Use	95	185
Aluminium (mm ²)		
Max Use	150	240
Length (mm)	457	457
Weight (kg)	1.3	1.5

PLEASE NOTE: Cutting capacity may be less for compact and compressed cables



- Heat-treated, precision ground, shear action blades
- Strong steel handles with grips for leverage
- Unique "double joint" reduces handle effort by 25% and increases cutting capacity to 253mm²
- Patent Pending



B CABLE CUTTING

www.specialisedforce.com.au

MODEL No. IZ-325A

(MADE IN JAPAN)



B CABLE CUTTING

SPECIFICATIONS

Cuts (mm ²)	300 Cu cable
Length (mm)	260
Weight (kg)	0.61

- Light weight
- Compact
- Clean square cutting
- Easy cutting operation
- Durable construction
- Forged blades
- Reverse operation

FEATURES

Cut up to 300mm² or 33mm OD Cu Cable.

The IZ-325A features light weight, easy to use and clean cutting of the material. The cutter is equipped with the release mechanism so that the cutting can be backed out when necessary. This economical ratchet cutter is ideal for an electrician's wiring preparation tool. To release ratchet, push release lever downward. Blade moves freely.

DETAILS


Cutting capacity for Non-ferrous cables only.

Cutting Capacity		
Material	(mm ²)	mmOD
Polyethylene cable	600V-CV325	31
	600V-CV60 x 3 core	32
Multi-core vinyl insulation cable	VVR 60 x 3 core	33
	IV325	29



www.specialisedforce.com.au

MODEL NO. 9009 – JENNY RATCHET CUTTERS FOR ACSR (MADE IN USA)



SHOWN CUTTING ACSR

FEATURES

- Full ratcheting cycle
- Release feature in all cutting positions
- Handle lock in closed position
- Single Hand Operation
- Blades made from 6150 alloy steel (Chrome Vanadium) heat treated
- Curved handle design for maximum leverage
- Full range of replacement parts available

SPECIFICATIONS

Weight (kg)	0.5
Length (mm)	266

- Cuts Most ACSR up to 210mm² with ease and suitable for Galvanised Steel Support Wire 3/ 2.5mmØ (Catenary Wire)
- Do not cut Guy Strand Wire
- Do not attempt to cut ACSR which contains a single high tensile strand exceeding 3/16" (4.75 mm) Ø or multiple steel strands exceeding 2.5mm Ø with 7 or more strands
- Suitable for RAISIN ACSR with 4 x 2.5mm Ø inner steel strands.
- Suitable for stranded copper to 185mm² (18mm Ø) not larger due to the blunt cutting edge design.

CARE & MAINTENANCE

A hand cutter of this design when used correctly on materials within its cutting capacity will give years of trouble-free operation. It is a precision tool and should be treated as such.

- Do not drop or hit tool on hard objects as damaged ratchet teeth will not allow the drive pawl to engage correctly.
- Keep the tool free from dirt, mud and foreign objects to prevent the ratchet teeth from becoming clogged and preventing the drive pawl from engaging correctly.
- Keep working parts clean and lightly oiled.

Full range of
spares available



RCC SERIES KOBAYASHI RATCHET CABLE CUTTER (MADE IN JAPAN)



RCC-32SC



RCC-42SC

FEATURES

- Super heavy - duty ratchet mechanism & Japanese quality
- Cut a wide range of materials
- Ideal for railway copper stranded catenary cable and solid copper contact wire
- Large capacity
- Robust, forged construction
- Extremely easy to use
- Large operating handles
- Gear driven for ease of operation
- Rapid blade advance
- Emergency release mechanism
- Rubber handle grip
- Can be used one-handed
- Suitable for use with gloves
- Compact design
- Full range of spare parts available
- Two models to choose from
- Cuts SDI, Multi-Core & ABC Cables

SPECIFICATIONS

Model No.	RCC-32SC	RCC-42SC
Copper		
1 Max Use*(mm ²)	300	400
2 Freq Use* (mm ²)	185	240
Aluminium		
3 Max Use* (mm ²)	300	400
4 Freq Use* (mm ²)	240	400
Length (mm)	230 L x 95 W	260 L x 120 W
Weight (kg)	3.4	6.00

***PLEASE NOTE:** Cutting capacity may be less for compact and compressed cables

1	Approx. (mm) OD	22.7	25.7
2	Approx. (mm) OD	17.6	20.3
3	Approx. (mm) OD	22.7	25.7
4	Approx. (mm) OD	20.3	25.7

GREENLEE 34081 RATCHET CABLE CUTTER (MADE IN USA)

The Greenlee 34081 has extra thick blades, ground flat to reduce potential for breakage and cuts copper and aluminium up to 800mm².

FEATURES

- Ratchet action for heavy-duty cutting
- Two cutting actions - fast scissor cutting for small cable and insulation
- Converts automatically to ratchet mode
- Anti-slip mechanism for positive ratchet action
- Rubber boot protects ratchet mechanism



SPECIFICATIONS

Model No.	34081
Type	Heavy Duty Ratchet Cutter
Jaw Size	51mm
Cutting Capacity (Al/Cu)	800mm ² (Max. Use) 500mm ² (Frequent Use)
Overall Length	698mm
Replacement Part	34188 Cutter Head Unit (Includes 2 Blades)
Weight	5.170kg

711 SERIES JENNY RATCHET CUTTERS (MADE IN USA)



Model No. 7118 (ACSR)



Model No. 7116A (Cu/Al Only)

FEATURES


- Extra heavy duty "C" jaw design & simple long-life ratcheting mechanism
- Thumb slide release allows rapid opening or closing
- Single lever allows easy switch from opening to closing
- Reinforced fibreglass handles with protective PVC coating
- Practically half the size of standard ratchet cutters at less than half the weight
- Large cutting capacity requires 50% less effort of standard ratcheting tools



SPECIFICATIONS

Model No.	7118	7116A
Cuts	ACSR, CU & AL	CU & AL
ACSR	26mmOD	N/A
Cu/Al Power Cable	19.7mmOD (300mm ²)	25.4mmOD (500mm ²)
Length (mm)	457	457
Weight (kg)	1.8	1.8

RATCHET CABLE CUTTERS FOR ACSR & GUY WIRE (MADE IN USA)



SPECIFICATIONS

Model No.	02826	34084	01274
Picture			
Description	High Performance Ratchet ACSR Cable Cutter	Ratchet ACSR Cable Cutter	EHS Guy Wire Cutter
Features	<ul style="list-style-type: none"> Two-speed mechanism saves cutting time by closing the blades rapidly and shifting to normal speed to perform the cut Patented mechanism opens the blades automatically when the cut is complete. New ratchet mechanism provides excellent durability Short length fits easily into truck bins Durable, lightweight fibreglass handles 	<ul style="list-style-type: none"> Extra-thick blades, ground flat to reduce potential for breakage. Ratchet action for increased cutting power. Two cutting actions – fast scissor cutting for small cable; converts automatically to ratchet mode. Anti-slip mechanism for positive ratchet action. Rubber boot protects ratchet mechanism. 	<ul style="list-style-type: none"> Cuts 12.7mm Extra High Strength (EHS) and standard guy wire. Cuts 12.7 mm mild steel rods and bolts. Has two cutting actions – single-motion cutting for small cable, ratchet action for heavy-duty cutting. Anti-slip mechanism for positive ratchet action.
Replacement Description	Movable & Fixed Blade Set	Cutter Head Unit (Inc. 2 Blades)	Cutter Head Unit (Inc. Blades, Blade Holder, Insert & Hardware)
Replacement Model No.	11397	34187	03548
Cutting Capacities (mmOD)			
ACSR	All 14.75 & under (with the exception of 20.23 with steel core equal to or less than 8.13)	24.8	12.7
Soft Steel Rod		12.7	12.7
Ehs/Std Guy Wire			12.7
Mild Steel Rods/ Bolts			12.7
Length (mm)	508	743 (Jaw Open 30)	704
Weight (kg)	2.8	5.5	4.8

B CABLE CUTTING

www.specialisedforce.com.au



**MODEL No. 52136 CONTAINER SEAL/
CABLE TRAY/BOLT CUTTER**



WIEGHT
2.0kg Including Battery

OVERALL LENGTH
365mm

CAPACITY

12.7mm	Common Bolt
12.7mm	Threaded Rod
9.52mm	Steel Rod
7.93mm	GuyStrand
5.19mm	One-Time disposable lock



**CUTS
IN
4.5SEC**

SPECIFICATIONS

Total Length	365mm
Battery	18V Lithium-Ion
Battery Charge Time	1 hour
Weight	2.0kg Including Battery

FEATURES

- Cuts in 4.5sec
- Battery Powered Bolt Cutter
- Designed to cut one-time disposable locks, shipping container seals and small diameter bolts
- Light weight in-line style tool is easy to manoeuvre.
- Cutter head rotates 350° for use in tight locations.
- Ram retracts automatically when a cut is complete.
- Ram can be retracted at any point in the cutting cycle.
- Included: tool, two batteries, charger and moulded carrying case.
- 12VDC/230VAC one hour battery charger.

ORDERING INFORMATION

Model No.	Description
52136	Battery Bolt Cutter and 2 Batteries with 230VAC Charger & Carry Case

CUTTING CAPACITY

Material	Max Diameter (mm)
Shipping Container Seals	12.7
M.S. Common Bolts + Chain	12.7
Grade 5 Bolts + Chain	11.11
Grade 8 Bolts + Chain	7.94
Threaded Rod	12.7
One-Time Disposable Lock	5.19 Alumoweld
Boa Lock	BL-9
Grade 40 Rebar	9.52
Steel Rod	9.52 (12.7 using 2 cycles)
Ground Rod	9.52 (12.7 using 2 cycles)
Cu/Al Cable	6.54
ACSR	12.75
Guy Strand	7.93 (9.52 using 2 cycles)
EHS Guy Strand	7.93
Aircraft cable	6.35

REPLACEMENT PARTS

Model No.	UPC No. Description
25752	Carry Case
52177	18V Lithium-Ion Battery
56288	Cutter Blade Kit
52179	12V Charger
52180	230V Charger

B CABLE CUTTING

www.specialisedforce.com.au

WIRE ROPE/CABLE CUTTERS AND SWAGERS (MADE IN JAPAN)



Wire Rope Cutter – Hand	Cable Cutter – Hand	Wire Rope Cutter – Hand	Wire Rope Swager – Bench	Wire Rope Swagers – Hand
RC-8	RC-SERIES	KC-SERIES	WR-10BB	HSC-SERIES
Single Hand	Double Hand	Double Hand	Bench Type	Swagers & Cuts Double Hand

Model No.	Type	Length (mm)	Capacity (mm)	Weight (kg)	Model No. for Spare Blade Set	Blade Weight (kg)
RC-8	Wire Rope Cutter	195	5	0.3	N/A	N/A
RC-450		470	12	1.5	RCJ-450	0.5
RC-800		800	16	3.9	RCJ-800	1.3
KC-450	Cable Cutter (Cu/Al)*	475	25	1.4	KCJ-450	0.5
KC-800		810	50	3.6	KCJ-800	1.0
WR-6	Wire Rope Cutter	350	6	0.9	WRJ-6	0.3
WR-10		590	10	2.3	WRJ-10	0.7
WR-14		750	14	3.6	WRJ-14	1.2
WR-16		900	16	5.3	WRJ-16	1.6
WR-20		1066	20	8.2	WRJ-20	2.7
WR-10BB	Bench Wire Rope Cutter	540	10	5.0	N/A	N/A
HSC-350	Wire Rope Swager/Cutter ¹	350	1.5–3.5	1.1	N/A	N/A
HSC-600		600	1.5–5.0	2.5	N/A	N/A
HSC-600BB		540	1.5–5.0	5.2	N/A	N/A
HS-1000	Wire Rope Swager**	1010	6.0–8.0	7.5	N/A	N/A

All Blades are drop forged and tempered.


- * Not for cutting wire rope
- ** No cutting function

1 Do not use any other sleeves with ARM Swaging tools, contact your nearest Specialised Force branch for Swage information

More models available upon request.



'WR' Cutting Head shown with notched blade



HSC SERIES Swager head with cutting notch



REFER PAGE 39 FOR ARM SWAGING SLEEVE AND TOOL TECHNICAL INFORMATION


B CABLE CUTTING

www.specialisedforce.com.au

WIRE ROPE CUTTER - SENYO WAVE DRAGON (MADE IN JAPAN)

MODEL No. SENYO SERIES

The Senyo range of Wave Dragon hydraulic wire rope cutters from Japan are easy to operate, heavy duty and reliable with a minimum amount of parts. These tools are used in a wide range of applications, including rigging and wire rope manufacture, etc.



SENYO-B MODEL PICTURED

Model No.	Dimensions (mm)	Cutting Capacity (mm)	Weight (kg)	Replacement Blade/Cutting Edge Model No.
SENYO-A	310 x 90 x 152	20 (3/4")	10	SENYO-A3
SENYO-B	380 x 105 x 180	30 (1 3/16")	15	SENYO-B3
SENYO-C	400 x 120 x 200	40 (1 5/8")	20	SENYO-C3
SENYO-D	485 x 130 x 220	50 (2")	30	SENYO-D3

BOLT CUTTERS (MADE IN JAPAN)

Blades are drop forged special alloy steel, double quenched and tempered. Specialised cutting tools for professionals.



Mini	Standard	Bench
One hand operation with spring	Two hand operation	For volume work

Model No.	Type	Length (mm)	Cutting capacity, Mild steel, HRB80/50kgf/m ² Copper wire – mmOD	Weight	End view	Spare Jaw Model No.	Weight (kg)
HA-250	Mini	233	4	0.33		N/A	N/A
HA-300	Standard	315	5	0.72		HAJ-300	0.26
HA-350		365	6	0.95		HAJ-350	0.36
HA-450		480	7	1.50		HAJ-450	0.58
HA-600		625	10	2.50		HAJ-600	1.00
HA-750		770	13	3.80		HAJ-750	1.40
HA-900	Standard	930	16	5.90		HAJ-900	2.10
HA-1050		1080	18	8.60		HAJ-1050	3.10
HA-600BB	Bench	540	10	5.00		HAJ-600	1.00





SPECIALISED FORCE
HYDRAULIC TOOLS &
SPECIALISED EQUIPMENT
PTY. LTD.

***Hydraulic Tools
& Accessories***



www.specialisedforce.com.au



C. HYDRAULIC TOOLS & ACCESSORIES

80–117

WRENCH – IMPACT – GREENLEE	80
NUT RUNNERS, IMPACT ADAPTORS & DRIVERS	82
SOCKETS – IMPACT	83
DRILLS – HIGH TORQUE & HAMMER – GREENLEE	85
DRILL – HAMMER – SUBMERSIBLE – DOA	86
DRILL – REVERSIBLE – GREENLEE	87
AUGER BITS – IMPACT – BUSHRANGER	88
CRIMPER – LOW PRESSURE – 12 TONNE – IZUMI	89
SAW – POLE, LONG REACH – GREENLEE	90
SAW – CHAIN – GREENLEE	91
SAWS & PRUNERS – LONG REACH – GREENLEE	92
TAMPER – POLE – GREENLEE	93
PULLER – POLE – GREENLEE	94
JACKING SYSTEM – POWER POLE – DURAPAC	95
DRIVER – POST & ROD – GREENLEE	96
DRIVERS & DRILLS – POST & ROCK – MARUZEN	98
CUTTER – CONCRETE SAW – MARUZEN	99
BREAKERS – ROCK – MARUZEN	100
PUMPS, LOW PRESSURE – PETROL – MARUZEN	101
PUMPS, LOW PRESSURE – PETROL/DIESEL – HYCON	102
HOSES – LOW PRESSURE, TWIN LINE & STORAGE BAG	103
VALVE – LOW PRESSURE, FLOW CONTROL	105
PUMPS – HIGH PRESSURE, BATTERY & REMOTE – IZUMI	106
PUMPS – HIGH PRESSURE, BATTERY – INTERCABLE	107
PUMPS – HIGH PRESSURE, BATTERY – DURAPAC	108
PUMP ACCESSORIES – BATTERY 700/850 BAR – DURAPAC	109
PUMPS – HIGH PRESSURE, ELECTRIC – RIKEN – DAIA	110
PUMPS – HIGH PRESSURE, ELECTRIC – IZUMI	111
PUMPS – HIGH PRESSURE, ELECTRIC – DURAPAC	112
PUMPS – HIGH PRESSURE, DIESEL – DURAPAC	113
PUMPS – HIGH PRESSURE – PETROL – IZUMI	114
PUMPS – SUBMERSIBLE – GREENLEE	115
HOSES – HIGH PRESSURE	116
HOSES & COUPLINGS – HIGH PRESSURE – CEJN	117

IMPACT WRENCHES (MADE IN USA)



Large lifting eye for easy and secure storage

High strength cast motor enclosure protects impact mechanism

Improved centre-of-gravity for superior ergonomics

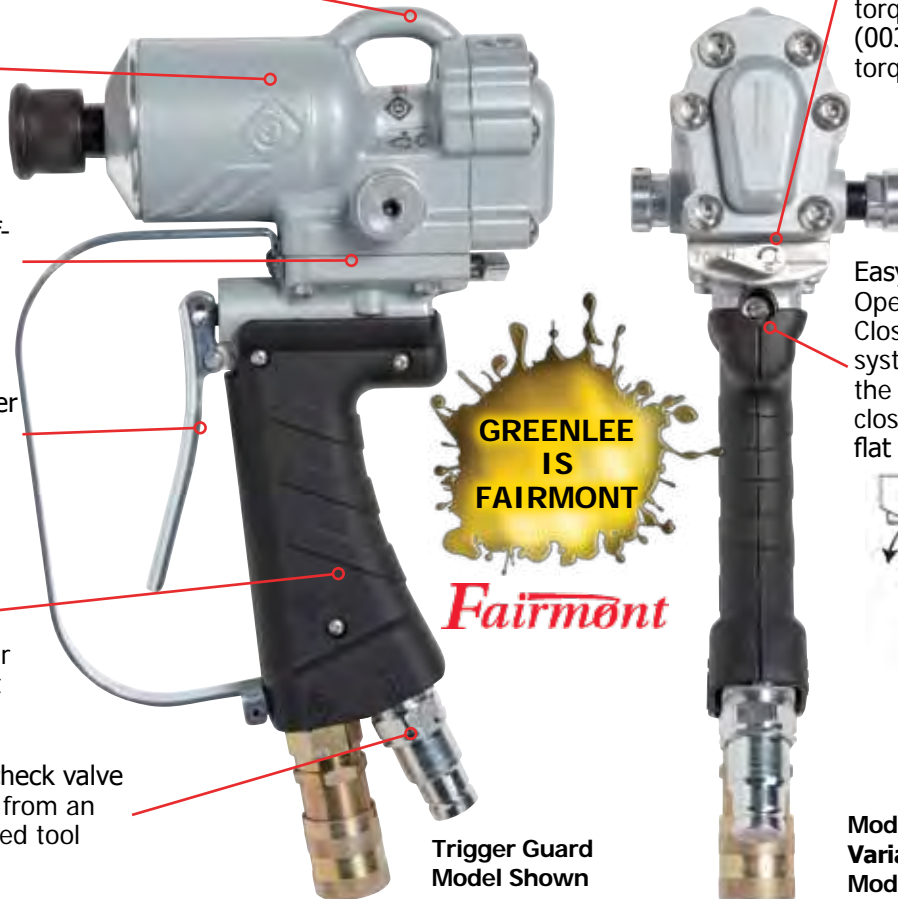
Longer, wider trigger provides improved control especially with a gloved hand

Impact and temperature resistant replaceable polymer grip dissipates heat

Internal hydraulic check valve eliminates damage from an improperly connected tool

Torque adjustment select or for quick adjustment of output torque settings (00372 variable torque model only)

Easy change between Open Centre and Closed Centre systems. To change the spool to open or closed circuit use a flat tip screw driver.



Trigger Guard Model Shown

Model No. 00372 Variable Torque Model Only

THE CHOICE IS YOURS...

Model No. 00373 (Standard) or 00372 (Variable Torque)

The high-torque, high-speed Hydraulic Impact Wrenches feature industry-leading torque and speed.

With high strength casting, reduced weight and widened trigger design, these wrenches drill holes through hardened timber poles in seconds rather than minutes. And, they have the torque (680Nm) to break free most rusty pole hardware. The 00372 Hydraulic Impact Wrench comes with a 3 position torque adjustment control and quick change access, to adjust the torque to suit the needs of each specific task. For instance, the torque can be reduced to prevent over tightening of new pole hardware. These Hydraulic Impact Wrenches are equipped with a 7/16" hex quick change chuck for use with all major brands of impact Augers as well as Greenlee Utility Nut Runner sockets, 45798 & 20920. Additionally, these wrenches feature design improvements that include a handle that reduces heat transfer, improved centre-of gravity for better balance and superior ergonomics, and increased service life.

Refer page 82–84 for impact accessories



IMPACT WRENCHES (MADE IN USA)



FEATURES

- Impact and temperature resistant replaceable polymer grip designed to dissipate heat from the cast handle
- Weight reduction of 14% to previous models
- Improved centre-of-gravity for superior ergonomics
- Increased service life with the addition of back-up rings and larger O-rings
- Built-in hydraulic check valve to eliminate damage from an improperly connected tool
- Large and strong lifting eye for easy and secure storage
- Longer and wider trigger provides improved control for use with insulated and leather outer gloves
- Fast and easy change between open centre systems and closed centre systems with no disassembly required
- Higher breaking torque in reverse to ensure you can remove tight bolts
- Cast motor enclosure that better protects the impact mechanism operation versus competing models with stamped steel enclosure
- Variable torque model easy to adjust

SPECIFICATIONS

Model No.	00373/FF	00372/FF
Type	Standard	Variable Torque
Capacity	7/16" hex	
Maximum Torque	677Nm @ 30 lpm	677Nm @ 30 lpm
Minimum Torque	-	213Nm @ 30 lpm
Weight (kg)	2.93	2.97
Length (mm)	208	
Width (mm)	107	
Height (mm)	280	
Hydraulic System	Super Spool selector for either open-centre or closed-centre	
Flow Range (lpm)	15-46	
Optimum Flow Range (lpm)	19-30	
Operating Pressure (Bar)	69-170	
Pressure Port Thread	9/16-18 SAE O-ring	
Return Port Thread	3/4-16 SAE O-ring	

ORDERING INFORMATION

Model No.	Description
00373/FF	High torque 1/2" square drive impact wrench with 7/16" hex quick change chuck and 49314 heavy-duty adapter (no trigger guard but includes M&F flush face couplings)
00373/FF/ T-GUARD	High torque 1/2" square drive impact wrench with 7/16" hex quick change chuck and 49314 heavy-duty adapter (includes trigger guard and M&F flush face couplings)
00373/FF	High torque 1/2" square drive impact wrench with torque adjustment, 7/16" hex quick-change chuck and 49314 heavy-duty adapter (no trigger guard but includes M&F flush face couplings)
00372/FF/ T-GUARD	High torque 1/2" square drive impact wrench with torque adjustment, 7/16" hex quick-change chuck and 49314 heavy-duty adapter (includes trigger guard and M&F flush face couplings)
00376	Trigger Guard Kit



Refer page 82–84 for impact accessories

C HYDRAULIC TOOLS & ACCESSORIES

www.specialisedforce.com.au

NUT RUNNERS

ORDERING INFORMATION

Model No.	Description
45798	(NR1) Nut Runner c/with 7/16" quick change adapter
20920	(NR2) Nut Runner c/with 7/16" quick change adapter

FEATURES

- Deep well accepts up to 152 mm excess bolt length.
- 7/16" hex quick-change adapter included.
- Slim profile for easy use and storage.



SPECIFICATIONS

Model No.	45798	20920
Length w/o adapter (mm)	197	219
Length with adapter (mm)	241	279
Diameter (mm)	45	60
Weight with adapter (kg)	0.7	1.5
Square Nut Sizes	1", 13/16", 3/4", 5/8"	1-1/2", 1-5/16", 1-1/8"

IMPACT ADAPTORS & EXTENSION

Model No.	Image #	Description
2801	1	Impact adaptor 1/2 square drive m x 7/16 hex dr male blue bully - designed for high powered torque impact wrenches, advanced technology, superior wear resistance
49314	2	Impact adaptor 1/2" square drive x 7/16" hex male - heavy duty
EX-501-5	3	Impact adaptor 1/2" square drive x 7/16" hex male - lock pin, 127mm long
EX-501-B-5	4	Impact adaptor 1/2" square drive x 7/16" hex male - lock ball, 127mm long
XAD4-3	5	Impact adaptor 1/2 dr f x 3/8 dr m
XAD4-6	5	Impact adaptor 1/2 dr f x 3/4 dr m
X4X-125	6	1/2 Drive impact extension 125mm
X4X-250	6	1/2" Drive impact extension 250mm
X4UJB	7	1/2 Drive impact universal joint
2403	8	7/16" Hex (1/2" Square Drive) Heavy Duty quick change chuck (Suits Bushranger Impact Auger Bits)



IMPACT DRIVER - J HOOK



Model No. JHOOK-CENTRE



Model No. JHOOK-OFFSET

Two different types of "J" Hook Drivers (1/2" sq drive). Used with Impact Adaptor (# 2801) above to drive in or remove "J" hooks on hardwood utility poles, for service connections. One centred and the other is offset.



Model No. JHOOK-CENTRE



Model No. JHOOK-OFFSET

IMPACT SOCKETS, ADAPTORS & EXTENSIONS



Model No. **MET-2450**



Model No. **98413L**

IMPACT SOCKET (KITS), DEEP, 1/2" SQUARE DRIVE

Model No.	Brand	Description
MET-2450	METRINCH *Sizes included in set (15 Sockets in Plastic case)	Kit, Impact Socket Set, Deep Wall (11-25mm and 7/16-1") Equivalent to a 42 piece set
98413L	T&E	Kit, Impact Socket Set, Deep Single Hex (11,12,13,14,16,17,18,19,21,22,24,27&30) In Metal Case
MET3000	as above (t) Sizes included in set (17 Sockets)	As above (11-25 + 30 & 36mm)

Metrinch are the only sockets that work on metric (mm), inch (SAE/AF), BSW, BSF/BS and rounded or damaged nuts and bolts. Metrinch sockets provide a 4 point grip instead of the standard 2 point grip.

METRINCH STANDARD & DEEP IMPACT SOCKETS, 1/2" SQUARE DRIVE

Combination (Imperial & Metric)				
Deep Model No.	Metric Size	Inch Size (SAE/AF)	BSW	BSF/BS
	6	1/4	-	-
	7	9/32	-	-
	8	5/16	-	-
	9	11/32	1/8	-
	10	3/8	-	-
¹ MET-2251B	11	7/16	3/16	1/4
¹ MET-2252B	12	15/32	-	-
¹ MET-2253B	13	1/2	-	-
¹ MET-2254B	14	19/32	1/4	5/16
¹ MET-2255B	15	9/16	-	-
¹ MET-2256B	16	5/8	5/16	3/8
¹ MET-2257B	17	11/16	-	-
¹ MET-2258B	18	23/32	-	-
¹ MET-2259B	19	3/4	3/8	7/16
¹ MET-2260B	20	25/32	-	-
¹ MET-2261B	21	13/16	7/16	1/2
¹ MET-2262B	22	7/8	-	-
¹ MET-2263B	23	29/32	1/2	9/16
¹ MET-2264B	24	15/16	-	-
¹ MET-2265B	25	1	-	-
	26	1 & 1/8	9/16	5/8
MET-2267B	27	1 & 3/32	-	-
MET-2268B	28	1 & 1/8	-	-
	29	1 & 5/32	5/8	11/16
¹ MET-2270B	30	1 & 3/16	-	-
	31	1 & 7/32	-	-
MET-2272B	32	1 & 1/4	11/16	3/4

IMPACT SOCKETS (SINGLE HEX), DEEP, 1/2" SQUARE DRIVE

Metric		Imperial	
Model No.	Size	Model No.	Size
X410ML	10mm	X414L	7/16"
X411ML	11mm	X416L	1/2"
X412ML	12mm	X418L	9/16"
X413ML	13mm	X420	5/8"
X414ML	14mm	X420L	5/8"
X415ML	15mm	X422L	11/16"
X416ML	16mm	X424L	3/4"
X417ML	17mm	X425L	1"
X418ML	18mm	X426L	13/16"
X419ML	19mm	X428L	7/8"
X420ML	20mm	X430L	15/16"
X421ML	21mm	X434L	1 1/16"
X422ML	22mm	X436L	1 1/8"
X423ML	23mm	X438L	1 3/16"
X424ML	24mm	X440L	1 1/4"
X425ML	25mm	X442L	1 5/16"
X426ML	26mm		
X427ML	27mm		
X429ML	29mm		
X430ML	30mm		
X432ML	32mm		
X436ML	36mm		

MODEL No. ME-ISS1 SQUARE IMPACT SOCKET SET

This set of 1/2" square drive impact sockets for utility pole square fastenings. All 6 sockets are included in a weatherproof (foam cut) case.



FEATURES

- Set of six square sockets complete with a heavy duty carry case
- High strength alloy steel treated for additional toughness to prolong life of tools
- 1/2" square drive (adapter not included)

SPECIFICATIONS

Model No.	ME-ISS1
Material	High steel alloy steel, machined from billet, heat treated for additional toughness
Overall Dimensions	Box: 330 x 280 x 120mm Sockets 3/8"—30mm Dia x 82mm 1/2"—40mm Dia x 85mm 5/8"—42mm Dia x 87mm 3/4"—58mm Dia x 95mm 7/8"—62mm Dia x 100mm 1"—73mm Dia x 108mm
Square Socket Sizes	3/8", 1/2", 5/8", 3/4", 7/8" and 1"
Weight (kg)	6.5



Requires Blue Bully Impact Adaptor for use with Hydraulic Impact Wrench, Model No.2801



MODEL No. 605222601 METRIC DEEP IMPACT SOCKET SET

High quality 1/2" drive impact socket set metric deep style, supplied in case.



Model No. **605222601**

METRIC DEEP

26 Piece 1/2" Drive
6 Point Impact
Socket Set & Case

Sizes: 10,11,12,13,14,15,16,17,18,19,
20,21,22,23,24,25,26,27,28,29,30,32
33,34,35,36

MODEL No. 00990 HIGH TORQUE IMPACT WRENCH – 3/4" SQUARE DRIVE (MADE IN USA)



ORDERING INFORMATION

Model No.	Description
00990	3/4" Impact Wrench – 3/4" Square Drive



Model No. **00990**

28% Lighter*
17% More Torque*
Redesigned housing reduces weight, increases power.

SPECIFICATIONS

Capacity	3/4" square drive
System	Super Spool Selector Control
Weight (kg)	4.75
Length (mm)	236
Width (mm)	107
Height (mm)	300
Flow Range (lpm)	15 - 45
Operating Pressure (Bar)	69 - 140
Operating Pressure Torque	1,742 Nm at 37.8lpm
Pressure Port Thd.	9/16 - 18 SAE O-Ring
Return Port Thd.	3/4 - 16 SAE O-Ring
RPM	2,800 rpm at 30 lpm (no load)

FEATURES

- High torque 3/4" impact wrench with 3/4" square drive with auxiliary handle
- Cool-Grip handle technology
- Integrated lifting eye
- Tri-Position auxiliary handle
- Self-regulating flow control
- Forward/reverse control

MODEL No. 42309 ROTARY IMPACT HAMMER DRILL (MADE IN USA)

FEATURES

- Adjustable flow control prevents overspeeding and allows precise control of drilling speed
- Supports speeds up to 5,400 bpm, generating 13% more blows per minute to help you get the job done quicker
- Improved design for better balance and ergonomics
- Hammer drill in concrete, brick, rock, and other difficult-to-drill materials
- Makes 16% larger holes in concrete and 11% larger holes in wood
- Drill in wood or steel with auxiliary chuck
- Super Spool selector control for use on Open- and Closed-Center hydraulic systems
- Selector for drill or hammer/drill modes
- Rugged gear motor Built-in slip clutch to guard against over-torque
- Depth gauge and auxiliary handle are removable for tight areas Reversible

ORDERING INFORMATION

Model No.	Description
42309	Rotary Impact Hammer and Drill-percussion drilling SDS drill quick change chuck

SPECIFICATIONS

Capacity	Steel - 13 mm hole Wood - 30 mm hole Concrete - 22 mm hole, core bits 68 mm
System	Super Spool™ selector control
Chuck	SDS Plus bit shanks
Weight (kg)	4.1
Length (mm)	285
Width (mm)	89
Height (mm)	280
Flow Range (lpm)	15-45
Operating Pressure (Bar)	69 - 140
Pressure Port Thd.	3/4 - 16 SAE O-Ring
Return Port Thd.	3/4 - 16 SAE O-Ring
RPM	900-1050 at 22.7 lpm
Blows Per Minute	5,400 rpm at 22.7 lpm



Model No. **42309**

11% More Blows per Minute*
4 x Longer Life Expectancy*
New sds-impact mechanism for larger holes
* Compared to previous model.

Fairmont
Is GREENLEE

C HYDRAULIC TOOLS & ACCESSORIES

www.specialisedforce.com.au

MODEL No. 42260/FF REVERSIBLE DRILL (MADE IN USA)



FEATURES

- Compact, lightweight – ideal for line construction applications.
- Super Spool™ selector control for use on Open- and Closed-Centre hydraulic systems.
- Rugged gear motor.
- Reversible.
- Includes M & F Flash Face Couplings



Fairmont
Is GREENLEE

ORDERING INFORMATION

Model No.	Description
42260/FF	Drill – 13 mm key-type chuck

SPECIFICATIONS

Capacity	Steel - 13 mm hole Wood - 27 mm hole
System	Super Spool™ selector control for use on Open- and Closed-Centre hydraulic systems
Chuck	13 mm key-type
Weight (kg)	2.7
Length (mm)	190
Width (mm)	76
Height (mm)	229
Flow Range (lpm)	15 - 30
Operating Pressure (Bar)	69 - 140
Pressure Port Thd.	9/16 - 18 SAE O-Ring
Return Port Thd.	3/4 - 16 SAE O-Ring
RPM	1,300 at 23 lpm



C HYDRAULIC TOOLS & ACCESSORIES

www.specialisedforce.com.au

IMPACT AUGER BITS

FEATURES

- Especially designed for Australian hardwood
- Preferred by major Australian utilities
- Ideal for power poles, bridges and wharfs
- Manufactured from high grade alloy steel
- Individually packaged in plastic protective tube
- Vigorously tested under Australian conditions
- Can be resharpened
- Also available in tungsten tipped
(Add 'TT' to the end of the standard Model No. below)

Bushranger Augers are designed with a tough **fast-cutting specially hardened lead screw and side cutting edges offering the longest tool life and lowest cost-per-hole.**

Designed for rugged heavy duty boring jobs in all types of hardwood. Used for utility poles, timber bridges and for pest control applications. Precision machined on absolute centres for easy smooth boring (no wobble). 7/16" hex shank for quick change chuck or standard keyed chuck.



Model Number	Size OD (mm)	Length (mm)
STMSF808X200	8	200
STMSF810X200	10	200
STMSF811X225	11	225
STMSF812X225	12	225
STMSF812X457	12	457
STMSF814X225	14	225
STMSF814X457	14	457
STMSF814X600	14	600
STMSF815X225	15	225
STMSF816X225	16	225
STMSF816X457	16	457
STMSF816X600 SPC*	16	600
STMSF818X225	18	225
STMSF818X457	18	457
STMSF818X600	18	600
STMSF819x600	19	600

Model Number	Size OD (mm)	Length (mm)
STMSF820X225	20	225
STMSF820X457	20	457
STMSF820X600	20	600
STMSF822X225	22	225
STMSF822X457	22	457
STMSF822X600	22	600
STMSF822X900	22	900
STMSF825X457	25	457
STMSF825X600	25	600
STMSF825X900	25	900
STMSF826x225	26	225
STMSF826X457	26	457
STMSF829X457	29	457
STMSF829X600	29	600
STMSF832X600	32	600
STMSF838X457	38	457


*"SPC" Model specifically improved design for Australian Hardwood Pole Inspection drilling

MODEL No. LP-430C/FF


LOW PRESSURE 12TONNE CRIMPER



**PINCH
FREE PISTON
DESIGN**



SAFETY TRIGGER



FORCE
12 Tonne Type

JAW OPENING
36mm C-HEAD

CAPACITY
300mm² Al/Cu

Standard 12 ton Dies
Nest/Indent & "C" connector Dies

SPECIFICATION

Model No.	LP-430C/FF
Force at die face	110 kN
Size (mm)	127 (Ø) x 557 (L)
Weight	8.25 kg

FEATURES

The LP-430C/FF hydraulic tool is directly powered by PTO (Power Take Off) from EWP (Elevated Work Platform) or any vehicle with a low pressure hydraulic circuit having oil pressure of 140 Bar and maximum flow of 35 litres/min.

The LP-430C/FF is designed to operate with either Open-Centre or Closed Centre hydraulic system by rotating the head to the Correct Setting.

The LP-430C/FF has the same compression head as the EP-430 so that dies are interchangeable with all 12 ton U-type dies industry standard dies can be used.

It has a built-in relief valve to prevent overloading the tool from more than 140 Bar of input pressure.

To change from open to closed circuit systems, undo head locating screw on head and twist to line up with engraved markings (refer to the operation manual).

DETAILS

- Low pressure hydraulic compression tool
- Direct power input from truck PTO
- Relief setting at 140 Bar
- Suitable for EWP
- Covered handle & trigger guard
- Includes flush face couplers "FF"
- Dies are sold separately
Refer pages 18–20 for 12T Dies

****NOTE Also Available Model No. LP-430CPB Polyurethane Hand block, to Minimise "PINCH POINT" of ram**



Safety Trigger alleviates tool being operated accidentally

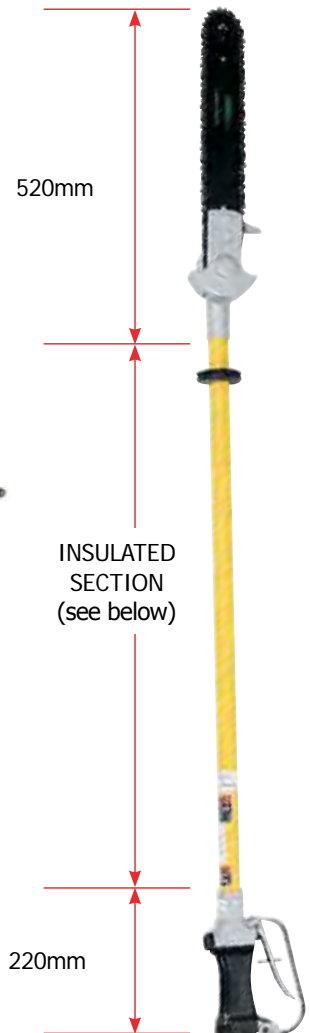

C HYDRAULIC TOOLS & ACCESSORIES

www.specialisedforce.com.au

LONG REACH POLE CHAIN SAWS (MADE IN USA)

FEATURES

- Cuts hard-to-reach branches from EWP or from the ground.
- Super Spool™ selector control for use on Open- and Closed-Centre hydraulic systems.
- Available in two lengths.
- Insulated fibreglass extension tubes, tested to meet OSHA Regulation 1910.269 with fibreglass tube tested to 100KVA per 300mm for 5 minutes
- Safety features include: two-step trigger, trigger guard, and fully covered sprocket guard.
- Anti-kickback chain and automatic chain oiler.
- Rugged high torque gear motor.
- Internal tube Foam Filled to eliminate moisture ingress.
- Includes flush face couplers "FF"



SPECIFICATIONS

Cutting Capacity	330mm (13")
System	Super Spool™ selector control for use on Open- and Closed-Centre hydraulic systems
Width (mm)	102
Flow Range (lpm)	19-30
Operating Pressure (Bar)	69 - 140
Pressure Port Thread	9/16 - 18 SAE O-Ring
Return Port thread	3/4 - 16 SAE O-Ring

Model No.	Description	Length (m)	Insulated Section Length (m)	Weight (kg)
17140/FF	Foam Filled Long Reach Chain Saw with M & F Flush Face Couplings	1.90 (75")	1.185	4.6
17142/FF	Foam Filled Long Reach Chain Saw with M & F Flush Face Couplings	2.25 (88.5")	1.528	4.9



CHAIN SAWS (MADE IN USA)



Pistol-Grip Chain Saws

Standard Chain Saws



Fairmont



FEATURES

<ul style="list-style-type: none"> • Lightweight – ideal for cutting back or trimming from EWP. • Chain and bar can be adjusted without removing sprocket cover. • Sprocket cover can be removed without tools for easy saw cleaning. • Handle position can be oriented to horizontal, or to 60° or 30° relative to bar and chain to user preference (except on model with chain brake). • Rugged gear motor and expanded chip exit area. • Automatic chain oiler can be adjusted without tools. • Safety features include: two-step trigger, high impact polymer front handle/shroud, wide lower handle protects hands/knuckles, chain catcher stops chain rotation. • Reduced kickback bar and chain. • Supplied with 305 mm steel braided whip hoses • 45826/FF includes chain brake that meets ISO 6535. 	<ul style="list-style-type: none"> • Ideal for large trimming applications and cut-up removal jobs. • Chain and bar can be adjusted without removing sprocket cover. • Sprocket cover can be removed without tools for easy saw cleaning. • Handle position can be oriented to horizontal, or to 60° or 30° relative to bar and chain to user preference (except on model with chain brake) • Rugged gear motor and expanded chip exit area. • Automatic chain oiler can be adjusted without tools. • Safety features include: two-step safety trigger, high impact polymer front handle/shroud, wide lower handle protects hands/knuckles, chain catcher stops chain rotation. • Reduced kickback bar and chain. • Supplied with 305 mm steel braided whip hoses • Chain brake models meet requirements of ISO 6535.
--	---

SPECIFICATIONS

Style	Pistol Grip	Pistol Grip	Standard	Standard	Standard
Model No.	49565/FF	45826/FF	49566/FF	45653/FF	49603/FF
	-	Chain Brake Model	-	Chain Brake Model	-
Cutting Capacity (mm)	330	330	406	406	508
System	Super Spool™ selector control for use on Open- and Closed-Centre hydraulic systems	Super Spool™ selector control for use on Open- and Closed-Centre hydraulic systems	Super Spool™ selector control for use on Open- and Closed-Centre hydraulic systems	Super Spool™ selector control for use on Open- and Closed-Centre hydraulic systems	Super Spool™ selector control for use on Open- and Closed-Centre hydraulic systems
Flow Range (lpm)	15-30	15-30	15-30	15-30	15-30
Operating Pressure (Bar)	69-140	69-140	69-140	69-140	69-140
Pressure Port Thread	9/16-18 SAE O-Ring	9/16-18 SAE O-Ring	9/16-18 SAE O-Ring	9/16-18 SAE O-Ring	9/16-18 SAE O-Ring
Return Port thread	3/4-16 SAE O-Ring	3/4-16 SAE O-Ring	3/4-16 SAE O-Ring	3/4-16 SAE O-Ring	3/4-16 SAE O-Ring
Weight (kg)	3.9	3.9	4.3	4.3	4.6
Length (mm)	673	673	800	800	902
Width (mm)	254	254	254	254	254

All units include flush face couplers "FF"

C HYDRAULIC TOOLS & ACCESSORIES

www.specialisedforce.com.au

LONG REACH PRUNERS & SAWS (MADE IN USA)



Utility Pruner	Orchard and Shade Tree Pruner	Overhead Circular Saw
<p>Model No. 48520/FF</p> 	<p>Model No. 42909/FF</p> 	<p>Model No. 43180/FF</p> 

FEATURES

- Used for utility line clearing and selective pruning of shade trees.
- Heavy Duty capacity, cuts branches up to 50 mm.
- Trigger guard.
- Insulated fibreglass extension tubes, tested to meet OSHA Regulation 1910.269.
- Heat-insulated handle.
- Full power return.
- Heavy-duty large capacity pruner for all agricultural work.
- 360° swiveling extension.
- Heat barrier grip and full trigger guard.
- Lightweight.
- Model No. 42909/FF NOT TO BE USED NEAR HIGH VOLTAGE LINES
- Use for high production utility line clearing and general tree clearing applications
- Super Spool selector control for Open and Closed-Center hydraulic systems
- Safety features include: hand stop collar, trigger guard, two-step trigger and branch stop
- Insulated fibreglass extension tube, tested to meet OSHA regulation 1910.269
- Rugged gear motor Angular head design makes flush cuts easier and directs chips away from the operator
- 229mm diameter blade standard



SPECIFICATIONS

Style	Utility Pruner	Orchard & Shade Pruner	Circular Saw
Model No.	48520/FF	42909/FF	43180/FF
Optional Accessories	* 11660 (Conversion Kit for Closed Center Systems)	* 11660 (Conversion Kit for Closed Center Systems)	(Replacement blade # 42853)
Cutting Capacity (mm)	50	44	89
Extension Type	Hollow Fibreglass Tube – tested to 100kVA/5min		Hollow Fibreglass Tube – tested to 100kVA/5min
System	Open-Centre*	Open-Centre	Open / Closed
Flow Range (lpm)	15-23	15-23	15-23
Operating Pressure (bar)	69-140	69-140	69-140
Pressure Port Thread	9/16 – 18 SAE O’ring	3/8” NPTF	9/16 – 18 SAE O’ring
Return Port Thread	3/4 – 16 SAE O’ring	3/8” NPTF	3/4 – 16 SAE O’ring
Weight (kg)	4.8	3.5	4.4
Length (m)	2.16	1.5	2.1
Width (mm)	158	152	229 (Blade Diameter)

* Refer to accessories for closed centre conversion kit, all units include flush face couplers “FF”

POLE TAMPERS (MADE IN USA)



FEATURES

- Makes quick work of setting poles, asphalt patch, and general construction backfill compacting.
- Only three moving parts for low maintenance.
- Kidney-shaped foot included.
- Hose End Valve - Reversible on/off valve for Open and Closed-Centre hydraulic systems.
- Valve on Tube - Rotate trigger spool for Open and Closed-Centre hydraulic systems.
- Includes flush face couplers "FF".



The Tamp-Safe handle was designed by a professional linesman for the safety of utility workers. Tamp-Safe handles are built with safety in mind. It puts the operator's hand in a safe position away from the hydraulic hoses. Our innovative handle is designed to attach to most hydraulic tampers, including Greenlee/Fairmont, Reliable, and Stanley tampers.



TS1001
Greenlee Hose
End Valve Model



TS2001G
Greenlee Valve
on Tube Model

See below table for Tamp-Safe models



On Tube Valve



Kidney Shape
Foot ideal for
Pole Filling



Hose End Valve

SPECIFICATIONS

Style	Hose End Valve	Hose End With No On/Off Valve	Hose End Valve	Valve on Tube	Valve on Tube
Model No.	42198/FF	42202/FF	42199/FF	42201/FF	42200/FF
Length (mm)	1500	1500	2200	1500	1800
System	9/16 & 3/4		Open- and Closed-Center		
Flow Range (lpm)	15-23	15-23	15-23	15-23	15-23
Operating Pressure (Bar)	69-138	69-138	69-138	69-138	69-138
Pressure Port Thread	9/16-18 SAE O-Ring 3/4-16 SAE O-Ring	9/16 M18 JIC 9/16 M18 JIC	9/16-18 SAE O-Ring 3/4-16 SAE O-Ring	9/16-18 SAE O-Ring 3/4-16 SAE O-Ring	9/16-18 SAE O-Ring 3/4-16 SAE O-Ring
Return Port thread	9/16 M18 JIC 3/4-16 SAE O-Ring				
Std Foot Size (mm)	63 x 203 (Kidney Shape)	63 x 203 (Kidney Shape)	63 x 203 (Kidney Shape)	63 x 203 (Kidney Shape)	63 x 203 (Kidney Shape)
Blows per minute @ 19lpm	1,160	1,160	1,160	1,160	1,160
Width (mm)	102	102	102	102	102
Weight (kg)	10.4	10.4	12.7	9.8	10.4
**Tamp-Safe Model No.	TS1001	TS1001	TS1001	N/A	N/A

Suffix "/FF" means supplied with standard low pressure flush face couplings

**NOTE: Models available for Stanley & Reliable - Please Contact your Nearest Specialised Force Branch & Advise the Tamper Model Number

C HYDRAULIC TOOLS & ACCESSORIES

www.specialisedforce.com.au

POLE PULLERS (MADE IN USA)



Pole Puller

Model No. 42239 with standard base plate



Model 42239/AUS with large base plate & extra chain holder

- Heavy-duty construction
- Works in confined areas, next to buildings, or out in the open
- Two Proof-certified (1.8 m) alloy chains included
- Steel Base Plate
- Heavy-duty construction
- Works in confined areas, next to buildings, or out in the open
- Special Heavey Duty Chain included
- Extra Chain Lock Point
- Large Heavy Duty Base Plate
- Modified head with extra chain link holder

SPECIFICATIONS

Style	Pole	Pole
Model No.	42239	42239/AUS
System	Open- and Closed-Center	Open- and Closed-Center
Lift Capacity (kg)	25,401	25,401
Stroke (mm)	427	427
Chain (mm)	16 Proof Cert Alloy	16 AS3775.1-2004
Weight (kg)	80.7 (Cylinder Only 45.8)	80.7 (Cylinder Only 45.8)
Length (mm)	-	-
Height (mm)	813 Retracted	813 Retracted
Width (mm)	381 with Base	381 with Base
Flow Range (lpm)	15-56	15-56
Operating Pressure (bar)	20-193	20-193
Max Pressure (bar)	-	-
Pressure Port Thread	½" NPTF	½" NPTF
Return Port Thread	½" NPTF	½" NPTF




POWER POLE HYDRAULIC JACKING SYSTEM

DURAPAC

This system was designed in conjunction with industry specialists for the joining of steel power/communication pole sections, horizontally prior to erection.

Available in two models: 20 or 40 tonne capacity.

Due to varying manufacturers and designs of steel poles, the pulling lug connections and clevis fittings are designed on application. All main components remain the same.



TWO AVAILABLE MODELS

- 20 tonne capacity
- 40 tonne capacity

FEATURES

- Clevis ends custom made to suit lugs on different manufacturers power poles (please contact Specialised Force for more details)
- Rated alloy grade chain with swivel connectors
- Clevis locking & shortening clutch fully rated for the system
- 2 x 10 Tonne or 2 x 20 Tonne capacity cylinders,
 - ◊ 20 Tonne: 2 x Pulling Cylinders - RAP-106 - Maximum system pulling force "20 tonne"
 - ◊ 40 Tonne: 2 x Pulling Cylinders - RAP-206 - Maximum system pulling force "40 tonne"
- System is fitted with 2 x 100mm ø force pressure gauges & needle flow control valves for independent cylinder control, and adjustable force/pressure valve for accurate pressure settings
- Hose lengths made to order with choice of quick connect couplings & dust caps
- Systems are fully assembled & pressure tested ready for immediate use



PUMP OPTIONS

- MANUAL – Hand operated pump P2200 (please contact Specialised Force for more details)
- BATTERY – 14.4VDC Lithium-Ion powered pump (refer page 106 **REC-P1**)
- ELECTRIC – 230VAC/50Hz pump, adjustable external pressure switch (refer page 110 **SMP40AR-67B**)

OPTIONAL EXTRAS

- Force/pressure charts
- Equipment storage case



C HYDRAULIC TOOLS & ACCESSORIES

www.specialisedforce.com.au

POST AND ROD DRIVERS (MADE IN USA)



Sign Post Driver

Ground Rod Driver



Fairmont



- Drives a variety of post sizes from small de-linear posts up to 89 mm round posts including square, "U" channel, breakaway stubs, round, "T" fence, and wood.
- Quick change front head design accommodates adaptors for different types of posts.
- Dual guide handles for good directional control.
- A deep post opening and smooth operation ensures that the driver will not jump off of posts.
- Available with integral trigger or remote on/off valve.
- U.S. Patent #6,626,247.
- Lightweight allows easy mounting on top of rods.
- Can be used with Open- and Closed-Center hydraulic systems.
- Dual guide rods provide excellent control for driving rods straight, and the remote on/off valve makes it easy to control the depth of the rod.
- A deep rod opening and smooth operation ensures that the driver will not jump off of rods.

SPECIFICATIONS

Style	Sign Post Driver	Sign Post Driver	Ground Rod Driver	Ground Rod Driver
Model No.	11183	11186	11192	11193
Description	Sign post driver w/ integral trigger w/ universal post adaptor	Sign post driver w/remote on/off valve w/universal post adaptor	Ground Rod Driver 16mm Opening	Ground Rod Driver 25mm Opening
Hydraulic System	Open & Closed Centre	Open & Closed Centre	Open & Closed Centre	Open & Closed Centre
Weight (kg) *	34	34	24	24
Length (mm)	813	813	654	654
Flow Range (lpm)	19-30	19-30	19-30	19-30
Blow Energy (J)	110	110	-	-
Blows/min @ 30lpm	1500	1500	1740	1740
Max Input Pressure (bar)	160	160	138	138
On/Off Hose Connection Sizes (11183)				
Pressure Hose	½" NPTF	½" NPTF	-	-
Return Hose	½" NPTF	½" NPTF	-	-
Valve Connection Port Sizes (11186 & 11192/11193)				
On/Off Valve Pressure Port	9/16-18 SAE O-Ring Boss	9/16-18 SAE O-Ring Boss	9/16-18 SAE O-Ring Boss	9/16-18 SAE O-Ring Boss
On/Off Valve Return Port	3/4-16 SAE O-Ring Boss	3/4-16 SAE O-Ring Boss	-	-
Hose Length (m)	0.305	0.381	1.78	1.78

* Includes Adaptors & Hoses



Model No.	49532	49534	49533	Contact SF for more Information			40290
Suits	11183/11186	11183/11186	11183/11186	11183	11186	11192/11193	ALL
Description	Universal Post Adaptor	Square Post Adaptor 54mm	Round Post Adaptor 96mm	Hose Assembly 305mm	Hose Assembly 381mm	Hose Assembly 178mm	Remote Valve

LONG REACH POLE CHAIN SAWS (MADE IN JAPAN)



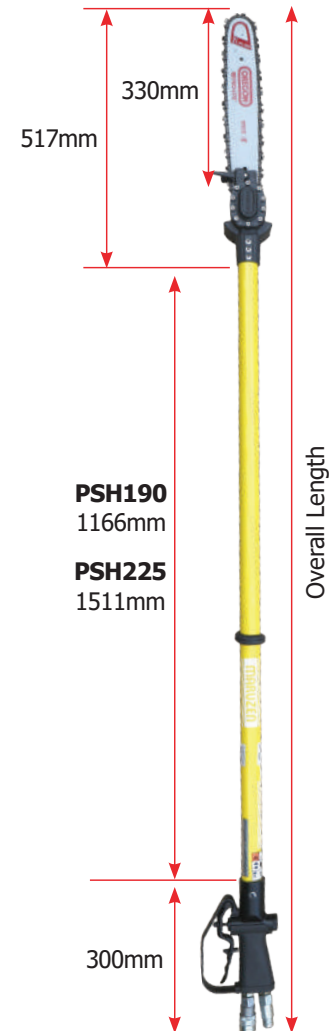
Foam Filled Fibreglass Tube, Meets OSHA Reg. 1910.269

FEATURES

- Cuts hard-to-reach branches from EWP or from the ground.
- Available in two lengths.
- Safety features include: 38mm internally foam filled fibreglass insulated pole (to eliminate moisture ingress), tested to 100kV per 300mm for 5min, two-step trigger, trigger guard, and fully covered sprocket guard.
- Adjustable rubber marker.
- Meets OSHA Regulation 1910.269
- Adjustable automatic chain oiler.
- Suitable for open (OC) and closed (CC) centre circuits.
- Rugged high torque gear motor.
- Includes the NEW Oregon SpeedCut bar and chain.

NEW OREGON SPEEDCUT BAR AND CHAIN

- Weighs 205g less than previous model (825g to 620g).
- Time cutting a 250mm tree branch was reduced from 30-32 seconds to 25-28 seconds.



SPECIFICATIONS

Model No.	PSH190	PSH225
Overall Length	1983mm	2328mm
Cutting Capacity	330mm (13")	
Operating Pressure	70 - 110 bar	
Allowable Back Pressure	40 bar	
Max. Pressure	143 bar	
Torque	3.53 Nm	
Flow Rate (Litres Per Minute)	20 (min) - 30 (max)	
Revs Per Minute	5800 at 20 litres per min / 8400 at 30 litres per min	
Couplers Included	Male & Female Quick Connect Flush Face Couplings	
Pressure & Return Port Thread	3/8" BSPP O-Ring Seal	
Extension Hose	Max. ID 3/8" x 20 metres	
Weight	4.6kg	4.8kg

C HYDRAULIC TOOLS & ACCESSORIES

www.specialisedforce.com.au

POST DRIVER (MADE IN JAPAN)



FEATURES

- For fencing, piping, road barrier tubes, signposts, earth rods, anchors, tendrils supports, braces, etc
- KH191/KH240V Lightweight with two cushioned side handles make it easier to operate
- Supplied with whip hoses and male/female flush face couplings
- Range of post driver adapters available on request

SPECIFICATIONS

Model No.	KH192	KH240V	KH800
Overall Dimensions (mm)	598 x 273	629 x 265	850 x 364
Oil flow (L/Min)	15-20	20	20-35
Blow per Minute (bpm)	1,920	1,080	500-950
Maximum Diameter (mm) (*Additional Parts Required)	50	80 (*100,120)	150 (*100,120)
Weight (kg)	19.8	24.5	110.0

ROCK DRILLS

FEATURES

- For breaking stones, roads and for drilling dynamite boreholes
- The only one rock drill in the world with a built-in air compressor
- No air or water supply necessary
- Low noise and dust free
- Can be used as breakers with 4 adjustable speed feature



SPECIFICATIONS

(AIR COMPRESSOR CAPACITY 50-80L/min)

Model No.	DH204	DH205
Overall Length (mm)	626	692
Width	412	410
Weight (kg)	20	22
Oil Flow (L/Min)	20 – 25	
Shank Size Hex	7/8" x 4 1/4" (22 x 108mm)	
Rotation Speed (RPM)	0 - 400(4 adjustable speed)	
Operating Pressure (bar)	140	
Maximum Drilling (mm)	65 DIA	
Drilling Depth (m)	Up to 3	



DH205 Anti-Vibration Handle Model



DH204 Standard Model

CONCRETE & ASPHALT SAW/CUTTER (MADE IN JAPAN)



FEATURES

- Used for cutting concrete, asphalt surfaces and cast iron pipe products
- Fitted with hydraulic motor, reduced noise compared with petrol engine cutters
- High torque which makes good use of hydraulic system results in maximum efficiency
- It can be used in a wet environment
- Compared to petrol engine cutters, hydraulic cutters have a great advantage due to less parts for service and repair
- Compact, lightweight body can be used in narrow places
- Supplied with Whip Hoses and cutting blade



SPECIFICATIONS

Model No.	CH-130
Overall Dimension (mm)	602 x 207 x 315
Weight (kg)	8
Required Oil Flow (L/Min)	20.5
Rotation (RPM)	3200
Blade Diameter (mm)	305 (HOLE DIAMETER 22)



HYDRAULIC ROCK BREAKERS (MADE IN JAPAN)



BH051V BH112V BH161V BH23K



FEATURES

- Used in finishing and demolition work
- Low Noise and Low Vibration
- No restriction for operating in a lower temperature
- Hydraulic lubricated at all times, easily maintained and less parts for repair
- Steels are common with pneumatic breakers
- Lightweight and compact
- All models except BH23K have anti-vibration handles. Whilst the BH23K is supplied with an anti-bouncing feature for user comfort.



Some models can source power from mini excavators

Model No.	BH051V	BH112V	BH161V	BH161VC	BH23K
Overall Length (mm)	428	566	660	660	702
Weight (kg)	8	13	19.3	23.5	26.8
Oil Flow (L/min)	20.5	15-20	18-22	18-22	20.5
Blow Per Minute (bpm)	2700	1450 (15L/min)	1650	1650	1500
Shank Size (Hex)	19 x 50mm	22 x 82mm	25 x 108mm	25 x 108mm	25 x 108

BREAKER BITS & DRIVERS

Image	Item & Details	Suits BH051V	Suits BH112V	Suits BH161V, BH161VC & BH23K
	Hex Shank (mm)	19x50	22x82	25x108
	Moil (Model No.)	13101300	22S0425	0002Z
	Length (mm)	300	470	400
	Moil (Model No.)	-	-	14601510
	Length (mm)	-	-	510
	Flat Chisel (Model No.)	13102300	14002465	14602465
	Length (mm)	300	420	465
	Flat Chisel (Model No.)	-	1720	0006Z
	Length (mm)	-	-	510
	Asphalt Cutter	711202	ZA-005S	0010Z
	Width (mm)	60	75	76
	Length (mm)	260	475	400
	Ground Rod Driver (Model No)	-	B12783	B22783
	Shank Size (mm)	-	22 x 82	25 x 108
	Ground Rod Size (mm)	-	16.0	16.0
	Weight (kg)	-	2.1	2.2
	Spade Point	-	-	C-1004-01
	Hex Shank (mm)	-	-	25x108
	Length (mm)	-	-	400
	Spade WxL (mm)	-	-	140x180
	Tamper Plate	-	-	ZN-003C-1005
	Hex Shank (mm)	-	-	25x108
	Length (mm)	-	-	280
	Diameter (mm)	-	-	180
	Railroad Spike Driver	-	-	B41851
	Shank Size (mm)	-	-	25x108
	Weight (kg)	-	-	4.3

LOW PRESSURE HYDRAULIC PUMPS (MADE IN JAPAN)



FEATURES

- Engine petrol driven hydraulic power source
- Compact design
- Extensive range of tools available to suit
- Equipped with oil cooler which allows constant use even in hot climates
- Folding handle + pneumatic wheels for easy manoeuvrability
- Fitted with male & female flush face hydraulic couplings

SPECIFICATIONS

Model No.	UH070
Overall Dimension (mm)	615L x 480W x 577H
Weight (kg)	40
Engine	SUBARU 4.2kW/5.6HP
Maximum Pressure (Bar)	115 (1,670 PSI)
Max Oil Flow (L/min)	20.5
Oil Capacity (L)	4
Starter	Recoil (Pull start)



LOW PRESSURE HYDRAULIC PUMP – ELECTRIC START (MADE IN JAPAN)

FEATURES

- Air Cooled Oil Cooler
- Fitted With Male & Female Flush Face Couplers
- Engine petrol driven hydraulic power source
- Flip Handle and Pneumatic Wheels for Easy Transportation
- Compact and Reliable
- Large Range of Compatible Tools Available
- Maruzen 30L/min Pump with Subaru
- Electric start

SPECIFICATIONS

Model No.	UH130
Dimensions (mm)	800L x 608W x 650H
Weight (kg) Dry	95
Maximum Working Pressure (Bar)	137 (2,000 PSI)
Oil Flow (L/min)	20-25-30 (3 settings)
Engine Type	Subaru EX40
Oil Capacity (L)	8
Starter	Electric Start



Refer page 103 for Low Pressure Hoses to Suit

LOW PRESSURE PETROL OR DIESEL HYDRAULIC PUMPS (MADE IN DENMARK)



HPP13FLEX*

The bestseller in our FLEXLINe-series of powerpacks. Used mainly for contractors, rental, utilities, supply companies, etc. With its infinitely variable flow adjustment from 0-30lpm. This unit can be used for many tools. The perfect power source for high performance tools like breakers, cut-off saws, core drills, submersible pumps, ring saws and diamond chain saws. Compact, low weight and easily transported in a vehicle. Includes integrated oil alert on engine oil level.



HPP13D*

HYCON HPP13D is a medium sized hydraulic diesel powerpack made for demanding users. This powerpack gives you absolute maximum power to operate tools like breakers, submersible pumps, cut-off saws, drilling tools, core drills, impact wrenches and many other tools. Easily transported in a vehicle. ON-OFF valve for easy change of tool. Extremely easy to service - direct access to all parts. Oil level eye. Few wearing parts/all run in oil/low cost. Very strong and sturdy steel frame. High quality diesel engine. Both recoil and electric start.



HPP24MULTIFLOW

Offers a single 40 litre/minute circuit or two 20 litre minute circuits capable of operating two lower flow requirement tools. If the 40 litre circuit is selected the two 20 litre circuits cannot be used. A simple selector switch selects either circuit option. M&F flush face hydraulic couplings are fitted to all three output circuits. ON-OFF valve for easy change of tool. Extremely easy to service - direct access to all parts. Oil level eye. Few wearing parts/all run in oil/low cost. Very strong and sturdy steel frame. High quality diesel engine.

- Honda engine** — Maintenance easy to change oil filter
- Lifting hook** — Pull out handles easy to manoeuvre
- Very easy to transport** — Handles inside the frame total secure and can't break
- Pump alignment is 100% straight** — Front end completely closed all parts are protected
- Coupling parts enclosed better protected** — Strong axle will not bend
- Large wheels the best height, stability and manoeuvrability** — Hycon unique ring cooling system best cooling and never gets clogged up with dirt
- All in one piece chassis, made in solid steel withstand drop test**

Features for HPP13FLEX only

HYCON powerpacks are designed for professional users who expect maximum operating time, low service cost and durability. Professional users expect machines to work when they need them. The concept of HYCON powerpacks is to offer high performance, compact, low weight packs and with a minimum of wearing parts. The heart of HYCON packs is the ring cooler that enables us to design a pack where all moving parts are mounted directly on the engine shaft. This way the pump achieves 100% alignment which ensures the low wearing cost and the long lifetime of our packs. Our ring cooler secures optimum cooling in all conditions and does not get clogged up by dirt etc and can be cleaned by high pressure washers. Also all coupling parts are protected inside a housing ensuring maximum lifetime. **A HYCON powerpack you can rely on.**

SPECIFICATIONS

Model No.	Starter	Fuel Type	Power		Output & Flow		Pressure Max	Weight
	Engine Brand		(kW)	HP	Dual Ports	L/pm	(bar)	(kg)
HPP13FLEX	Manual/Recoil	Petrol	9.7	13	1	20-30	138	81
	Honda					Adjustable		
HPP13D	Manual/Recoil & Electric	Diesel	8.2	11	1	20-30	140	114
	Lombardini					Adjustable		
HPP24MULTIFLOW	Electric	Diesel	17.9	24	2	20-40	160	220

* C/W Manual Adjustment Lever to select oil flow 20 or 30 L/pm

LOW PRESSURE HOSES, COUPLERS AND ACCESSORIES

FEATURES

The **NRP Jones B098 3m twinline non-conductive hose assemblies** are specifically manufactured for use with hydraulic tools, including hydraulic impact wrenches, hydraulic chainsaws, low-pressure hydraulic compression tools, hydraulic tampers, hydraulic breakers etc.

These hose assemblies are extremely flexible and will not kink like thermoplastic hoses can. NRP Jones B098 hose assemblies meet or exceed SAE100-R7 standards in relation to impulse testing, static burst pressure and electrical conductivity. Available fitted with male & female flush face hydraulic couplings on both ends of the twinline hose assembly.

Model No.	B098	B098/FF
Length (m) *	3	
Hose ID (mm)	10	
Hose OD (mm)	19	
Rated WP (Bar)	155	
Min Burst (Bar)	620	
Min Bend Radius (mm)	125	
Temp Range (°C)	-40c TO +93c	
Tube	Oil Resistant Nitrile	
Reinforcement	Non-Conductive Textile Braid	
Cover	Orange Oil, Abrasion & Weather Resistant NBR/PVC	
Test Results	75,000 V per 300mm for 3min	
Wt (kg)	2.05	2.65
End Connections	3/8" NPT Male Both Ends	Flush Face Couplings – Male & Female Each End (Male # FF372-6FP & Female # FF371-6FP)

* OTHER LENGTHS SPECIALLY MADE TO ORDER



TWIN LINE BRAIDED HYDRAULIC HOSE WITH STEEL BRAIDING - CONDUCTIVE

Hose construction has an inner tube of oil resistant Nitrile or Neoprene synthetic rubber, a single braid of high tensile steel wire reinforcement and an oil and weather resistant, black, Neoprene or PKR synthetic rubber, MSHA accepted, cover. Application and temperature range is for petroleum based hydraulic fluids and lubricating oils within a temperature range of -40°C to 125°C (Hose to standard SAE 100R1, Type AT). Supplied with Flush Face Couplings, Male & Female Each End (Male # FF372-6FP & Female # FF371-6FP).

Model No.	Length (m)*
421-802-B12NM/FF	2
421-803-B12NM/FF	3
421-805-B12NM/FF	5
421-806-B12NM/FF	6
421-810-B12NM/FF	10
421-815-B12NM/FF	15
421-820-B12NM/FF	20
421-825-B12NM/FF	25
421-830-B12NM/FF	30



Hose has 1/2" NPT fittings and supplied with flush face couplings.
* Other lengths made to order.



STORAGE BAG FOR HOSE

Model No.	Description	Colour	Dimensions (mm)
2630	Hose Storage Bag (Keeps hose safe from damage and UV exposure)	Yellow	432 x 470 x 89



DURAPAC CATALOGUE

- Specialty Lifting System
- Cylinders
- Hand Pumps
- Electric Hydraulic Power Units
- Air Hydraulic Power Units
- Diesel Power Units
- Hydrostatic Power Units
- System Accessories
- Bolting Solutions
- Pullers
- Bearing Separators
- Hydraulic Cutters
- Maintenance & Repair Kits
- Hydraulic Presses
- Hydraulic Jacks
- Power Lift Air Bags



www.specialisedforce.com.au

CONTACT SPECIALISED FORCE FOR YOUR HARD COPY



LOW PRESSURE HYDRAULIC FLOW CONTROL VALVES (MADE IN USA)



MODEL NO. 49550

FEATURES

- Operates off other equipment's hydraulic accessory circuit - no need for a separate power unit
- Accepts up to 113lpm (30gpm) for running off most Bobcats, tractors and loaders
- Variable flow adjustment allows precise flow control for tool operation
- Integral pressure relief valve helps protect hydraulic equipment and tools
- All-aluminium body design is lightweight and provides better heat dissipation
- Low profile, compact unit is unobtrusive and easy to install
- All tool ports have O-Ring Boss and accept industry standard hoses and couplers



SPECIFICATIONS

Model No	Input Flow Range	Couplers	Dimensions (mm)	Temperature Range (°C)	Wt (kg)
49550	113lpm @ 207bar	Flush Face	128 x 223 x 171 H x L x W	-34 to 60	3.8

Maximum Output Flow to Tool 38lpm @ 148bar Max Pressure





MODEL No. REC-P1(BB) REMOTE BATTERY HYDRAULIC PUMP

The REC-P1(BB) kit has a battery powered hydraulic pump (700Bar) with hard wired remote control switch, batteries (2 x Li-Ion) and charger (12/24VDC). A quiet and powerful pump unit, the 28.8VDC motor provides an intermittent duty hydraulic power source to a remote head up to 60 ton capacity.

The remote control permits operator to advance, retract and stop the piston at any desired position. With a 1L reservoir tank it is capable of operating a 60 ton compression head.

Two batteries must be inserted into the cartridge slots of the pump because they are connected in series to activate 28.8V DC motor

NOTE: Two BP-80LI battery packs are required to power this pump. Hoses sold separately



Motor (VDC)	28.8	
Oil delivery	Low Pressure (L/min)	1.8
	High Pressure (L/min)	0.3
Reservoir volume (L)	1	
Oil pressure (Bar)	700	
Size LxHxW (mm)	250x380x175	
Weight (kg)	14.0 (less battery)	


# REC-P1(BB) Kit Contents	Description	Qty
REC-P1	Pump & Remote Switch	1
BP-80LI	Battery Li-Ion	2
CH-100	Charging Base , 230VAC Charge Lead & 12/24VDC Charge Lead	1

Battery Life Operations (using 2 x BP-80LI Lithium-Ion Batteries)

Tool Head & Sleeve Size	Approx. No. of Compressions
EP-410H 150mm ² Cu Sleeve	90
EP-520C 500mm ² Cu Terminal	36
EP-60S 6036AH Sleeve	36

Refer page 54–55 for Battery and Charger Details

Refer 61 for Full Kit Details



ITEMS SOLD SEPERATELY, REFER TABLE BELOW

Model No.	Description
REC-P1/RCO/BB/CE	Remote Battery pump with 2 x BP-80LI batteries, 2 x CH-100 chargers and Cejn male coupler half. Tagged & filled with Plantoflux fire resistant hydraulic oil shown in picture above
CR-100CE	Remote hydraulic cable cutter with Cejn male coupler half. Cuts up to 100mm diameter steel wire armour cable shown in picture above
2022N-08-B38NM-BC	8m high pressure non-conductive hose assembly with Cejn female coupler half each end. Tagged & filled with Plantoflux fire resistant hydraulic oil shown in picture above
CR100EK	Earthing Kit shown below

**MODEL No. CP700EC & CP700EC(BB) HIGH
PRESSURE REMOTE BATTERY PUMP
(MADE IN GERMANY)**

intercable



Model No. CP700EC

- 1 x Battery Pump with CEJN Female 115 Series Coupling & Dust Cap
- 1 x Remote Control (1.5m Long)
- 1 x **RA11** Lithium-Ion Milwaukee® Battery
- 1 x 230VAC Charger
- 1 x Shoulder Strap
- 1 x Bag

Model No. CP700EC(BB)

- 1 x Battery Pump with CEJN Female 115 Series Coupling & Dust Cap
- 1 x Remote Control (1.5m L)
- 2 x RA11 Lithium-Ion Milwaukee® Batteries
- 1 x 230VAC Charger
- 1 x Shoulder Strap
- 1 x Bag

SPECIFICATIONS

Tank Capacity (mL)	800
Usable Oil (mL)	750
Operating pressure	700
Power (W)	200 Max
Battery voltage	18.0VDC
Battery capacity	3.0Ah
Battery Charge Time (min)	60
Battery Life (# of charges)	1,000 (Approx)
Crimps/Cuts per Battery	Approx. 125 @ 150mm2Cu
Temperature Range	-20/+55°C continuous operation
Protection Rating	IP43
Measurements (mm)	205 x 290 x 190
Weight (kg)	5.2 with battery

ACCESSORIES & SPARES

Model No.	Description
NG3	Adaptor to Operate Pump off Mains Power 230VAC (Accessory)
FS02	Switch, Foot Operated for CP700-EC (Accessory)
SCH1.5	Hose, Non-Conductive CEJN M&F Couplings & Dust Caps 1.5m Long (Accessory)
HPS-0602BB-CCN	2m Standard HP Hose with Male & Female Cejn Couplings (Accessory)
RA11	Battery, Lithium-Ion 18V 3.0Ah (Spare)
LG8	Charger, 230VAC for RA11 (Spare)
CP-F	Control, Remote Corded for CP700-EC (Spare)
CP-USB	Cable, USB for CP700-EC (Spare)
TTCP01	Bag, Carry for CP700-EC units and accessories (Spare)
TG3	Strap, Shoulder for CP700-EC (Spare)

DETAILS

- Adjustable Retraction Mode to increase battery life
- Light, compact and robust structure
- Ergonomic design for right or left hand operation
- Remote control lead (1.5 m)
- Possibility to carry the special transportation bag with additional (optional) pockets, by a shoulder strap or attached to a belt (optional)
- Possibility to attach the remote control unit to the apparatus, belt or shoulder strap with a clamp support, on buttons (Ø 18.7 mm) or with a magnet on flat and rounded surfaces
- Fitted with Cejn 115 Series female high-flow snap coupler
- Anti-scratch and shock resistant display protection
- Rapid return of apparatus, thanks to high return capacity
- Electronic sensor pressure control
- High yield Lithium-Ion battery
- Powerful (700Bar - LP=1.5L/min & HP=0.1L/min)
- Rapid return of connected tool or cylinder
- Automatic energy saving mode after 5 minutes



BATTERY HYDRAULIC PUMP

MODEL NO. BP114 & BP150

Battery powered 700 or 850 Bar battery hydraulic pump suitable for all single-acting high pressure tools including cutters, crimpers, punches, benders, pullers, presses, nut splitters etc.

NOTE: BP150 is also suitable for double-acting tools including hydraulic torque wrenches.

FEATURES

INTERNALLY FITTED 6.3Ah LONG LIFE BATTERY
High capacity lithium-ion 67VDC - sufficient power for a full working day.

EXTERNAL CHARGER - 230 Volt - Plug In Type

VARIABLE OUTPUT - Pump output pressure set at 700 Bar but unit can be preset to suit customer requirements to a maximum of 850 Bar.

TWO REMOTE PENDANTS SUPPLIED WITH PUMP
Hard-Wired Plug-In Type & Bluetooth Remote Type.

FAST CHARGE - Battery will charge to 80% of full capacity during a lunch break.

DURABLE DESIGN - Rugged and heavy duty plastic housing with carry handle. Hydraulic coupling/control buttons/plug connectors well protected.

BATTERY SAVER - Energy saving mode switches the pump off 10 minutes after last cycle.

PRESSURE INDICATOR - Digital Gauge

TECHNICAL FEATURES

BP114 - DUAL FUNCTION SWITCH (DUMP OR HOLD)

POSITION 1 - DUMP

When remote switch is pressed pump starts, cylinder advances and pump builds up line pressure to 700 Bar (or pre-set output), pressure switch turns pump off, cylinder automatically retracts. Pump can be stopped and cylinder retracts automatically at any time.

POSITION 2 - HOLD

When remote switch is pressed pump starts and cylinder advances, release remote switch and pump stops with pressure held. Cylinder can be retracted at any time by two quick presses of the remote button. Automatic pressure release after cut or punch is complete (in order to protect dies if punching and to save energy). Pressure switch activates at all times when 700 Bar is reached.

BP150 - MODES (The mode is switched by pressing the potentiometer)

- Mode 1: Single acting cylinders with end of stroke detection ON.
- Mode 2: Double acting cylinders with end of stroke detection ON.
- Mode 3: Torque wrench mode (automatic). Adjustment of maximum pressure through potentiometer D.
- Mode 4: Single acting cylinders with end of stroke detection OFF.
- Mode 5: Double acting cylinders with end of stroke detection OFF.

DURAPAC



**IDEAL PUMPS FOR SAFETY
CUTTING (CABLE SPIKING)
OF LIVE CABLES TO PROVE
DEAD DUE TO PUMP SPEED
AND BLUETOOTH REMOTE**

FASTEST BATTERY PUMP ON THE MARKET

BATTERY HYDRAULIC PUMP

ORDERING INFORMATION

Model No.	BP114	BP150
Dimensions (mm)	270 H x 185 W x 250 L	
Weight (kg)	8.4	9.0
Oil Flow (L/min)	0.8 to 1.0	2.0
	Variable Flow vs Pressure	
Motor Peak Power (Watts)	1,400	4,000
Useable Oil (L)	1.2	

DURAPAC



SUPPLIED AS STANDARD WITH PUMP

- 230 VAC plug in charger (with leads)
- Remote hand pendant 2.5 metre
- Bluetooth remote
- Fitted with CEJN (10-116-1219) flush face coupling with aluminium dust cap (10-115-4100) + 10-115-6272 nipple with 10-115-4101 dust cap
- Operating instructions

C HYDRAULIC TOOLS & ACCESSORIES



**BLUETOOTH REMOTE
MODEL NO. BP1141
WEIGHT: 38 GRAMS**



**CHARGER
MODEL NO. BP1143
WEIGHT: 1.06KG**



**REMOTE HAND
MODEL NO. BP1142
WEIGHT: 200 GRAMS**

OPTIONAL ACCESSORIES

- Carry bag Fatmax for pump, hose and small tool, **Model No. 1.93.952**
- Hydraulic hose 3m orange non-conductive, **Model No. 2022N-03-B38NM-CCN**
- Hydraulic hose 6m orange non-conductive, **Model No. 2022N-06-B38NM-CCN**



**MODEL NO.
1.93.952**

Carry Bag



**Model No. 2022N-03-B38NM-CCN
Model No. 2022N-06-B38NM-CCN**

Hydraulic Hose 3m or 6m,
non-conductive with couplings

www.specialisedforce.com.au

HIGH PRESSURE PUMPS (MADE IN JAPAN)



Roll Frames available upon request

SMP-40AR-67B
Pictured



Footswitch Sold Separately **SF1**

SMP-30 & SMP-40

The Riken SMP-30 and SMP-40 electric hydraulic pumps have a magnet motor which greatly reduces noise compared with conventional motor types (Max 70dBa).

The "AR" models have an external adjustable pressure switch with automatic return function. They include a standard 3m remote hand pendant, operated through the low voltage step down transformer for added safety. The "dead-man" feature stops the pump when the switch is released on the remote hand pendant. Optional foot switch is also available Model No. **SF1**. Load holding is possible by fitting optional Model No. **SCH-13B** check valve with by-pass Stainless steel roll cage to suit SMP series Model No. **PO3SMP3/4**.

SPECIFICATIONS

Model No.	SMP-30AR-329C	SMP-40AR-67B
Included	3 Meters Hand Pendant Control	
Electric Magnet Motor 50Hz	230VAC	
Insulation Type	Class E Closed Type	
Voltage (V)	230	230
Rated Output (KW)	0.25	0.45
Max Current @ 5min (Amps)	3.5	5.2
Hydraulic Pump		
Max Working Pressure (Bar)		
1st Stage	15	15
2nd Stage	700	700
Output (L/min)		
1st Stage	2.0	3.0
2nd Stage	0.2	0.4
Reservoir Capacity (L) ^	2	2
Usable Oil (L)*	1.8	1.8
Weight	14.5	15.0

*Supplied with oil

^Larger oil reservoirs available for SMP models (4L, 6L & 10L), contact your nearest Specialised Force branch for details

These pumps are ideal for use with remote hydraulic single acting tools. Including cable cutters and crimpers, as well as punching, bending and cutting tools used in busbar fabrication and switchboard building.



PERFECT FOR BENDING

Footswitch Sold Separately **SFVA-1-2**

DSP-120

The DSP-120 is a solenoid switched valve operated switched pump.

It features an advance pressure/hold/retract operation and has a hand pendant control operated through a 24VDC step down transformer. Unique "inching" function.

SPECIFICATIONS

Model No.	DSP-120
Included	2 Meters Hand Pendant Control
Output Pressure (L)	700Bar @ 0.17L/min
Reservoir Capacity	1.2L
Weight (kg)	7.5kg
Dimensions (mm)	265L x 145W x 275H
Voltage	230VAC @ 50Hz
Accessories	Foot Switch #SFVA-1-2
Notes	Hose Sold Separately

MODEL No. R14E-H REMOTE ELECTRIC HYDRAULIC PUMP



The R14E-H remote operated pump gives the operator complete control. Push button operation permits the operator to advance and retract at will. The operator is never committed to a full cycle, and can always back off at any time during the advance - even under pressure. This feature increases efficiency because cuts and crimps can be adjusted as necessary, simply by stopping the advance or retract mode.

The electric motor shuts off when UP button is released and the pressure reaches to pre-set valve of 685Bar. The ram can be retracted while DOWN button is depressed. The 3 metre remote control cable provides both safety and convenience. The operator can set up an operation and then move away from the work site before engaging the tool.



Model No.	Description	Qty
R14E-H	Pump & Remote Switch	1

FEATURES

- Step down controller on transformer
- Two-stage pumping system for rapid advance
- Adjustable output pressure to 700 Bar
- 360° swivel joint for hose manoeuvrability
- Visual oil level
- Wired remote control
- Lighter weight
- Durable resin cover and oil reservoir
- Hose holders on cover

Oil pressure (Bar)	700	
Reservoir Capacity (L)	1.7	
Oil Delivery	Low Pressure (L/min)	2.9
	High Pressure (L/min)	0.3
Input	Single Phase	
Voltage	230VAC/50Hz	
Size LxWxH (mm)	306x205x393	
Weight (kg)	16 (14.5 Dry)	



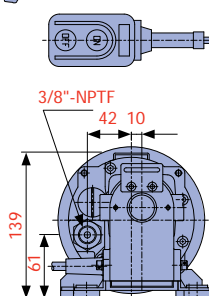
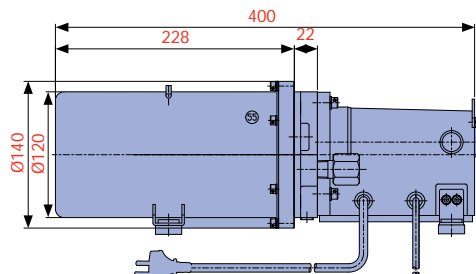
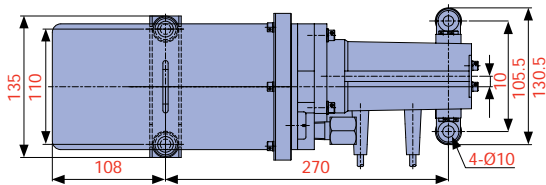
**SPE SERIES ELECTRIC HYDRAULIC PUMPS
(SINGLE ACTING, AUTOMATIC 2 SPEED)**

DURAPAC



These DURAPAC powerful electric, hydraulic pumps are lightweight, cost effective and have a number of valve and pump functionality options to ensure that there is a suitable pump for every application. Having low amperage draw motors they are ideal for field use or indoors. The steel oil reservoir has an internal bladder which allows the pump to be used at any angle. Other manual and solenoid options available upon request. Remote pendant operated through low voltage step down transformer for safety.

Model No.	SPES3502AR	
Model Series	35 Series	
Valve Type	Internal "Pop-Off" Valve, Auto Retract Type	
Cylinder Pump Function	Advance when ON switch is pressed and the motor starts. Pop Off relief valve will indicate full pressure. Auto retract when ON switch is released	
Usable Oil (L/cc)	1.6 / 1600	
Pressure Stage	1st (10Bar)	2nd (700Bar)
Flow (Lpm)	2	0.2
Motor Type (230VAC 50)	Commutator	
Pressure Rating (bar)	700	
Motor kW @ 2,000 rpm	0.35	
Voltage (VAC)	230	
Amps	4.5	
Control Switch	Remote ON/OFF	
Remote Pendant Control Length (m)	2.5	
Size (mm) LxWxH	400 x 140 x 140	
Weight (kg)	8.4	




HIGH PRESSURE DIESEL PUMP

THE PD-SERIES DIESEL DRIVEN SINGLE SPEED RADIAL PISTON POWER UNITS ARE SUITABLE FOR heavy duty APPLICATIONS IN THE FIELD and can deliver a minimum flow of 2.5 Lpm at 700 bar pressure.

It has a 50 L usable oil capacity coupled with the reliability of a 3.4kW Hatz® diesel motor. The transport system is easy to handle and incorporates an engine control dash board. PDS models have a remote control pendant (on a 4M lead) for actuation of solenoid valves. All power units have an externally adjustable pressure relief valve and offer a range of directional control valve options to operate single and double acting cylinders and tools. An optional sub-plate style pilot check valve is also available.



12 V BATTERY
with isolation switch



5 LITRE FUEL TANK

with filter

RECOIL START

for manual backup

THROTTLE CONTROL LEVER

for manual adjustment

FUEL & OIL FILTER

accessible for ease of service

AIR COOLED DIESEL ENGINE

3.4 kW with variable speed control

CONTROL PANEL

12V electric start/stop

PRESSURE GAUGE

63mm panel mounted 0-1000 bar

SHUTDOWN PROTECTION

on high temperature and low oil pressure

SIDE EXIT EXHAUST SILENCER

with mesh guard

DIRECTIONAL CONTROL VALVES

available in manual or solenoid versions to suit single and double acting cylinders

Model Number	Motor Type	kW	rpm	Flow Rate (Lpm) @ 700 bar	Maximum Pressure Rating (bar)	Remote Pendant Function 4 M Lead	Valve Type (3/8"-NPTF Ports) Sol. = Solenoid Man. = Manual	Usable Oil Capacity (L)	Approx. Dry Weight (kg)	Approx. Dimensions (mm)
PDM3053	Diesel	3.4	2,200	2.5	700	N/A	3w/3p Man.	50	190	450 W x 750 L x 650 H
PDM3054	Diesel	3.4	2,200	2.5	700	N/A	4w/3p Man.	50	190	450 W x 750 L x 650 H
PDS3053	Diesel	3.4	2,200	2.5	700	Solenoid ADV / HOLD	3w/3p Sol.	50	190	450 W x 750 L x 650 H
PDS3054	Diesel	3.4	2,200	2.5	700	/ RETRACT	4w/3p Sol.	50	190	450 W x 750 L x 650 H

HIGH PRESSURE PETROL PUMPS – SINGLE & DOUBLE ACTING



Image				
Model No.	HPE-2A	HPE-2D	HPE-4	HPE-4M
Type	Single Acting	Double Acting	Double Acting	Double/Single Acting
Details	<ul style="list-style-type: none"> Remote control operation <ul style="list-style-type: none"> Visual oil level External air vent and oil level <ul style="list-style-type: none"> Compact design Dependable Fuji Heavy Industries engine <ul style="list-style-type: none"> For single acting tools Reliable Fuji Heavy's Engine Hydraulic hose sold separately 		<ul style="list-style-type: none"> Pressure gauge confirms crimping force Reliable output by Fuji Heavy Industries engine Hydraulic hose sold separately 	
Features	<ul style="list-style-type: none"> For single acting tools Pole mounting bracket as a standard accessory 	<ul style="list-style-type: none"> Solenoid operated 4 way valve (For Double Acting Tools) 	<ul style="list-style-type: none"> Auto operation allows fully automatic compression work, advance-685Bar retraction of ram, by just pressing UP button once on the remote control switch Compression counter to monitor compression cycles for the remainder of maintenance schedule For double acting tools Wired remote control operation with manual control lever 	<ul style="list-style-type: none"> For double and single acting tools Positive manual control valve Relief valve for advance (685Bar) and retract (137Bar) Maximum hose length 20 metre Relief valve setting <ul style="list-style-type: none"> UP: 685Bar DOWN: 137Bar
Description	<p>The HPE-2A single acting petrol engine driven hydraulic pump is the most sophisticated engine pump on today's market. It builds pressure to 685Bar automatically and returns engine RPM to an idle. Wired remote control allows operator complete control. Oil volume is large enough to operate a 60 ton class single acting compression head.</p> <p>The Fuji Heavy Industry four cycle engine EH09-2D is used with this Pump. This engine meets emission control in accordance with EPA Phase2 and CARB Tier2. This engine improves fuel cost by 15% in comparison with former EY08D engine on the HPE-1A.</p>	<p>The HPE-2D double acting petrol engine driven hydraulic pump is the most sophisticated pump on today's market. It builds pressure to 685Bar automatically and returns engine RPM to an idle. Wired remote control allows operator complete control. Oil volume is large enough to operate a 100 ton class double acting compression head for intermittent use.</p> <p>The Fuji Heavy Industry four cycle engine EH09-2D is used with this Pump. This engine meets emission control in accordance with EPA Phase2 and CARB Tier2. And this engine improves fuel cost by 15% in comparison with former EY08D engine on the HPE-1D.</p>	<p>The HPE-4 is a double acting engine driven hydraulic pump suitable for double acting presses for transmission line use. This pump is one of the most sophisticated on today's market. It builds pressure to 685Bar automatically, and returns the engine RPM to an idle. The push button will control the fluid flow at the discretion of the operator. There is also a manual mode on the pump that can be used to override the remote control. Electric circuit boards are completely modulated for easy replacement and repair.</p> <p>The Fuji Heavy Industry four cycle engine EX-13 is used with this Pump. This engine meets emission control in accordance with EPA Phase2 and CARB Tier2. And this engine reduces level by 2dBA in comparison with former EY15 engine on the HPE-3.</p>	<p>The HPE-4M is a manual controlled engine driven hydraulic pump suitable for single and double acting presses for transmission line use. The manual control valve permits the user to advance, hold and retract the ram at will. It works for both single and double acting presses. Simple design and positive manual control valve is ideal for high voltage construction site where electric magnetic field becomes a concern.</p> <p>Valve Mode & Operation UP: the ram advances and pressure goes up to 685Bar. Then the relief valve functions. NEUTRAL: the ram stops and holds its position DOWN: the ram retracts to its lowest point. (Single and double acting presses) Then the pump builds up pressure to 137Bar and the relief valve functions. (Double acting press)</p> <p>The Fuji Heavy Industry four cycle engine EX-13 is used with this Pump. This engine meets emission control in accordance with EPA Phase2 and CARB Tier2. And this engine reduces level by 2dBA in comparison with former EY15 engine on the HPE-3M.</p>

SPECIFICATIONS

Pressure (BAR)	700		
Oil Delivery (L)	1st Stage – 2.6 2nd Stage – 0.5	1st Stage – 2.6 2nd Stage – 0.35	1st Stage – 7.5 2nd Stage – 1.2
Engine	Air Cooled, 4 Cycle Petrol		
Power	1.5kW / 3,600RPM		2.2kW / 3,600RPM
Reservoir (L)	2.2		10.0
Size (mm) LxWxH	470x330x443	530x330x443	665x405x445
Weight (kg)	33.5 (30 Dry)	37.5 (34 Dry)	60 (50 Dry)

SUBMERSIBLE PUMPS (MADE IN USA)



Compact Submersible Pump	Submersible Water Pump	Submersible Trash Pump	Submersible Trash Pump
Model No. 42191/FF	Model No. 42190/FF	Model No. 49334/FF	Model No. 42192/FF
<ul style="list-style-type: none"> Self-priming, compact, lightweight design with carrying handle. High impact strainer housing. Up to 1,041 lpm. Can draw water down to depth of 45 mm. Can run dry without damage. 	<ul style="list-style-type: none"> High impact strainer housing with carrying handle. Self-priming. Up to 1,514 lpm. Can be run dry without damage. Can draw water down to depth of 51 mm. 	<ul style="list-style-type: none"> Compact, under 300 mm diameter to easily fit into small areas. Self-priming submersible pump can be placed and operated quickly. Passes up to 76 mm solids minimising pump blockage from debris. Can be run dry without damage for longer working life. Carry handle with lifting eye makes it easy to transport, move, lift, and lower. Locking coupler for discharge hose included. Can draw water down to depth of 70 mm. 	<ul style="list-style-type: none"> No clog, self-priming, abrasion resistant impeller pump. Up to 3,407 lpm. Replaceable wear plates, carry handle and can be run dry without damage. 101.6 mm NPT discharge – will pass 76 mm solids. Locking coupler for discharge hose included. Can draw water down to depth of 83 mm.

Refer to accessories (below) for hoses and couplings

SPECIFICATIONS

Style	Compact	Water	Trash	Trash
Model No.	42191/FF	42190/FF	49334/FF	42192/FF
Included Accessories	Flush Face Couplers	Flush Face Couplers	Flush Face Couplers	Flush Face Couplers
System	Open- and Closed-Centre	Open- and Closed-Centre	Open- and Closed-Centre	Open- and Closed-Centre
Capacity	Up to 1,041 lpm at 3m head height	Up to 1,514 lpm at 4.5m head height	Up to 1,893 lpm at 4.5m head height	Up to 3,300 lpm at 3m head height
Intake Port (mm)	49	38	80	102
Discharge Port (mm)	44mm NPT Female	64mm NPT Female	76.2mm NPT Female	102mm
Strainer	67x43mm – 9.5mm Openings	178x64	-	-
Weight (kg)	4.0	10.6	11.7	26.7
Height (mm)	318mm Over Handle	406 Over Handle	360 Over Handle	400
Width (mm)	190 Diameter	305 Diameter	301 Diameter	368 Diameter
Flow Range (lpm)	19-30	15-30	26.5-37.9	19-34
Operating Pressure (Bar)	0-138	0-138	0-138	0-138
Pressure Port Thread	9/16-18 SAE O-Ring	½" Male NPTF	½" Male NPTF	½" Male NPTF
Return Port Thread	¾-16 SAE O-Ring	½" Male NPTF	½" Male NPTF	½" Male NPTF

ACCESSORIES

Picture						
Model No.	41220	42104	41219	42105	49499	41189
Suits	42191/FF	42191/FF	42190/FF	42190/FF	49334/FF	42192/FF
Description	Discharge Hose Assembly 51mm (2") x 7.62m	Cam-Lock Coupling for Discharge Hose 51mm	Discharge Hose Assembly 63.5mm x 7.62m	Cam-Lock Coupling for Discharge Hose 63.5mm	Discharge Hose Assembly 76mm x 7.62m	Discharge Hose Assembly 102mm x 7.62m

C HYDRAULIC TOOLS & ACCESSORIES

www.specialisedforce.com.au

HOSE - HIGH PRESSURE



SPECIALISED FORCE OFFER A WIDE RANGE AND LENGTHS OF HIGH & LOW PRESSURE HYDRAULIC HOSE

Please contact you nearest Specialised Force Branch for further information

Model No.	Brand	Type	(Size - Id (mm))	OD (mm)	Working Pressure (Bar)	Working Pressure (Psi)	Temp Range	Weight	
HPS-06R	Durapac	RED	1/4	6.6	12.7	700	10,000	-40 to 100°C	180g/m
HPS-06B	Durapac	BLACK	1/4	6.6	12.7	700	10,000	-40 to 100°C	180g/m
HPS-06T	Durapac Twin	RED & BLACK	1/4	6.0	12.7	700	10,000	-40 to 100°C	180g/m
Non Conductive "Tested To 75,000 Volts Per 300mm"									
2022N-03-B38NM-CCN*	Parker 3m	ORANGE	1/4	6.0	15.0	700	10,000	-40 to 100°C	160g/m
2022N-06-B38NM-CCN*	Parker 6m	ORANGE	1/4	6.0	15.0	700	10,000	-40 to 100°C	160g/m
B098	NRP Twin	ORANGE	3/8	10.0	19.0	155	2250	-40 to 93°C	600g/m

* Fitted with CEJN couplings & dust caps (10-116-1429 & 10-115-6404) suitable for POWAQUIP Model No. BP1108A battery pump

"PARKER" HIGH PRESSURE COUPLINGS

Thread	Type	Screw Type Coupler	
		Female	Male
3/8 NPT	MALE	3050-3	3010-3
DUST CAP TO SUIT SCREW TYPE COUPLERS		3005-3	3009-3

Also refer next page for additional couplings

"CEJN" HIGH PRESSURE COUPLINGS



A one-hand-to-connect, non-drip coupling with built-in safety function

The one-hand-to-connect Flat-Face couplings have been developed to reliably meet the rigorous demands of high pressure hydraulic applications. Engineered to exacting tolerances, using the most durable materials, CEJN high pressure couplings hold up where other couplings fail.

FEATURES

One-hand-to-connect

The nipple is pushed into the coupling and is locked automatically. The locking sleeve does not need to be manually positioned.

Unique automatic safety function eliminates accidental disconnection

Turn the locking sleeve 30° and then pull backwards to release. The Flat-Face design ensures non-drip

Maximum Working Pressure 800Bar



Thread	Thread Type	Flush-Face Coupler	
		Female Part Number	Male (Nipple) Part Number
1/4 BSPP	FEMALE PARALLEL	 10-116-1219	 10-115-6202
1/4 NPT	FEMALE	 10-116-1419	 10-115-6402
3/8 NPT	FEMALE	 10-116-1429	 10-115-6404
1/4 BSPP	MALE PARALLEL	 10-116-1269**	 10-115-6212**
3/8 BSPT	MALE TAPERED	 10-116-1279	 10-115-6154
3/8 NPT	MALE	 10-116-1479	 10-115-6454
1/4 NPT	MALE	 10-116-1469	 10-115-6452

Aluminium Dust Caps		
10-115-4101	10-115-4102	10-115-4100
SUITS ALL THE ABOVE NIPPLES	SUITS ALL THE ABOVE NIPPLES WITH PRESSURE ELIMINATOR	SUITS ALL THE ABOVE COUPLERS

NOTE: USE WITH **19-950-0083 RUBBER/METAL SEAL

2022N HIGH PRESSURE NON-CONDUCTIVE HOSE

2022N High Pressure Non-Conductive Hydraulic hose assemblies are used in many applications where non-conductivity of hoses is required, including live power line work and cable spiking. We can supply 2022N high pressure hydraulic hose assemblies in any length required. Hose assemblies are supplied with 3/8" NPT male ends and can be fitted with any style of couplings required. 2022N hose is supplied with an orange outer jacket cover for easy identification. Hydraulic pressure test certificates can be supplied at extra cost if required. Meets or exceeds SAE J517 for less than 50 micro-amps of leakage under 75,000 volts per 300mm.




Series	Jacket Colour	Min. ID (mm)	Max. OD (mm)	Max. Work Pressure (MPa)	Min. Burst Pressure (MPa)	Min. Bend Radius (mm)	Weight (kg/mm)
2022N	Orange	6.0	15.0	69.0	275.9	64	0.16

Refer Page 116 and Above for Couplings



SPECIALISED FORCE
HYDRAULIC TOOLS &
SPECIALISED EQUIPMENT
PTY. LTD.

Winches



www.specialisedforce.com.au



D. WINCHES

122-147

WINCH – CAPSTAN, PORTABLE – PORTABLE WINCH	122
PORTABLE CAPSTAN WINCH – SPECIFICATIONS – PORTABLE WINCH	126
PORTABLE WINCH – SPECIFICATIONS – PORTABLE WINCH	127
PORTABLE CAPSTAN WINCH – ACCESSORIES REFERENCE CHART – PORTABLE WINCH	128
PORTABLE CAPSTAN WINCH – ROPES & ROPE CASES/BAGS – PORTABLE WINCH	129
PORTABLE CAPSTAN WINCH – PULLEYS & SPARE PARTS – PORTABLE WINCH	130
PORTABLE CAPSTAN WINCH – ACCESSORIES – PORTABLE WINCH	131
PORTABLE CAPSTAN WINCH - KITS	133
WINCH – DUAL CAPSTAN, PETROL/DIESEL – GOODWINCH	134
WINCH – PULLER ELECTRIC – GREENLEE	136
PUSHER/FEEDER – CABLE – GREENLEE	138
CABLE PULLING THEORY & ONLINE TRAINING – GREENLEE	139
WINCH – CAPSTAN, HYDRAULIC – BLOOM	140
WINCH SELECTION – OMAC	142
WINCH – FIBRE OPTIC – OMAC	144
SAFETY BARRIER – WINCH	145
HOIST – TIRFOR – TRACTEL	146
WINCH – TIRFOR HYDRAULIC – TRACTEL	147



PORTABLE CAPSTAN WINCHES

Portable Winch Co. offers portable tools for lifting and pulling loads. All of their products are designed to perform complex or strenuous tasks in a simple manner. Their wide product range is used around the world in diverse applications such as farming, forestry, hunting, construction, telecommunication and infrastructure. Portable Winch design winches incorporating exclusive features and technology enabling great autonomy while being inherently safe to use. Therefore they are portable, compact, simple and easy to use.



SECTORS AND APPLICATIONS

- Telecommunication infrastructures, towers and antennae
- Power utility infrastructures, pylons, poles and transmission lines
- Lifting transformers and isolators
- Fibre optic installation and cable pulling
- Search and rescue operations
- Agriculture and forestry
- Construction
- Mining, oil & gas
- Railway cable pulling
- Marine applications, such as pulling nets, boats or docks
- Scientific research
- Adventure and exploration

ADVANTAGES

- Light
- Powerful
- Portable
- Reliable
- Durable
- Rugged
- Tireless
- Simple
- Safe
- Compact
- Constant
- Quickly Attach
- Unlimited Length of Rope
- Smart



PORTABLE WINCH UNIQUE FEATURES

LIGHT AND PORTABLE	One can carry it where it is needed
HIGH-PERFORMANCE	Constant pulling power and many variants of power and speeds depending on the engine and drum selected.
AUTONOMOUS	Since the winch is equipped with a petrol-powered engine, no external energy source is required.
RELIABLE	A Honda engine will start, no matter what.
ENDURING	Highest quality components ensure continuous use and long life.
SIMPLE	Once the winch is anchored, you need only to wrap the rope around the drum and pull.
SAFE	The operator is never standing in the pulling axis.
UNLIMITED ROPE LENGTH	Thanks to the capstan principle, the rope does not accumulate on the drum but merely goes through.
SYNTHETIC ROPE	No more wire rope! Polyester ropes have low stretch properties and are very comfortable to work with.
QUICK ANCHORING	Anchor your winch to anything in a few seconds.



PORTABLE WINCH PRODUCT STANDARDS – DECLARATION OF CONFORMITY

WINCHES PCW5000, PCW3000, PCT1800, PCH1000, PCH2000

All winches are designed, manufactured and tested according to **European Standard EN 14492-1:2006 Power Driven Winches**. They also comply with **Machinery Directive 2006/42/CE** and associated standards and regulations. They also comply with **Australian Standard AS1418.2-1997: Serial hoists and winches and ISO standard 19472:2006 Forestry Winches**. All winches are designed under the guidelines of **ISO standard 12100:2010 Safety of machinery- General principles for design- Risk assessment and risk reduction**.

All electrical components are **CSA approved**.

Lifting winches **PCH1000** and **PCH2000** are designed, manufactured and tested according to **ASME Standard B30.7-2011 Winches (formerly titled Base-mounted drum hoists)**. Each winch is tested at the factory before shipping and test results are available upon request.

Lifting winches are classified as **M3** according to **ISO Standard 4301-1:2016 Crane and lifting appliance classification**.

ROPES

All ropes are manufactured according to **EN ISO 10547:2009 Polyester Fibre Ropes- Double Braid Construction**. Ropes are marked according to **EN ISO 9554:2005 Fibre Ropes- General Specifications** with a printed tape between the core and cover indicating the appropriate ISO standard, material, quality and origin. They are also labeled according to **ISO 9554** and include instructions for the proper use and inspection. Additional information, including test certificates from the manufacturer and detailed inspection criteria are available upon request.

PULLEYS

Pulleys **PCA-1271, PCA-1272, PCA-1292** are designed, manufactured and tested according to **EN 12278:2007 Mountaineering Equipment- Pulleys- Safety Requirements and Test Methods**. They meet the requirements of **Personal Protective Equipment Directive 89/686/CE** and are certified by an independent body.





PORTABLE CAPSTAN WINCH - OVERVIEW



PCW3000




PCW5000



PCW5000-HS



PCW-3000-Li-AIK



PCH1000



PCH2000



PCT1800-50HZ-P-230V

Watch the Portable Winches in Action on our YouTube Channel



D WINCHES

www.specialisedforce.com.au

PORTABLE CAPSTAN WINCH - OVERVIEW



Model No.	Max. Pull* (kg)	Rated Lift Capacity* (kg)	Max. Pulling Speed*(m/min)	Voltage	Weight (kg)
 PCW3000	700	-	10	-	9.5
 PCW-3000-Li-AIK**	700	-	SPEED 1: 8.1 SPEED 2: 10 SPEED 3: 11.6	BATTERY: 82V 4AH	9.5
 PCW5000	1000	-	12	-	16
 PCW5000-HS	500	-	24	-	16
 PCH1000	775	250	12	-	19
 PCH2000	1000	450	22	-	34.5
 PCT1800-50HZ-P-230V	1000	250	4.8	230/50 VAC/Hz	27

*Ratings based on use with standard size drum.

**See page 133 for full kit option - PCW-3000-Li-AIK(B)

D WINCHES

www.specialisedforce.com.au

PORTABLE CAPSTAN WINCH – SPECIFICATIONS



PORTABLE CAPSTAN WINCH – SPECIFICATIONS



Model No.	PCW3000	PCW-3000-Li-AIK	PCW5000	PCW5000-HS
Designed for Pulling	Yes			
Designed for Lifting	No			
Engine/Motor & Gear Box				
Engine/Motor	Honda 4-stroke GX-35 cc (All Positions)	1.0kW Electric Engine*	Honda 4-stroke GXH-50 cc	
Gear Box and Gears	Aluminium alloy gear box. Heat treated 3 stag spur gears. Shafts mounted on ball bearings. Oil bath lubrication.			
Gear Ratio	200:1		110:1	53:1
Brake	Anti-reversing needle bearing			
Clutch	No clutch – Direct Drive			
Drum turns with Engine Idling	Yes			
Work Cycle	Continuous	Battery Life: 70 min Approx.	Continuous	
Capstan Drums				
Installed	76mm		57mm	85mm
Optional	–		85mm	57mm
Performance				
Max. Pulling Force				
57mm Drum	–	–	1000 kg	500 kg
85mm Drum	–	–	700 kg	350 kg
76mm Drum	700 kg	700 kg (Peak 1000 kg)	–	–
Rated Lifting capacity				
57mm Drum	Not designed for lifting			
85mm Drum	Not designed for lifting			
Max. Pulling Speed				
57mm Drum	–	–	12m/min	24m/min
85mm Drum	–	–	18m/min	36m/min
76mm Drum	10m/min	11.6m/min	–	–
Rope				
Rope Grabbing System	No			
Type	Low stretch double braided polyester – unlimited length – Eye splice and thimble mandatory for lifting applications			
Recommended Diameter	10mm		12mm	
Minimum Diameter	10mm			
Maximum Diameter	12mm			
Weight & Dimensions				
Weight (Dry)	9.5 kg		16 kg	
Length	28.9cm	31.8cm	36.2cm	
Width	35cm	30.2cm	37.1cm	
Height	26.1cm	31cm	36.1cm	
Other				
Certification	CE	CE & IPX6	CE	
Classification (ISO) Lifting	–			
Anchor				
Included	Polyester sling 60mm x 2m (PCA-1260)			
Optional	Full line of accessories			
Warranty				
Private Use	2 years		5 years	
Commercial Use	1 year	3 months	1 year	
Bonus Warranty	Register your winch at www.portablewinch.com and get 1 EXTRA YEAR of warranty for FREE			

* Battery: Briggs & Stratton 82V 4AH (See Page 132 for Battery & Charger)

D WINCHES

www.specialisedforce.com.au



PORTABLE CAPSTAN WINCH – SPECIFICATIONS



Model No.	PCH1000	PCH2000	PCT1800-50HZ-P-230V
Designed for Pulling		Yes	
Designed for Lifting		Yes	
Engine/Motor & Gear Box			
Engine/Motor	Honda 4-stroke GXH-50 cc	Honda GX-160 cc	AC Electric Baldor TEFC 230 VAC – 1ph – 3/4HP – 50HZ
Gear Box and Gears	Aluminium alloy gear box. Heat treated 3 stag spur gears. Shafts mounted on ball bearings. Oil bath lubrication.		
Gear Ratio	110:1	53:1	110:1
Brake	Anti-reversing needle bearing	Double one way bearing	Anti-reversing needle bearing
Clutch	Centrifugal		No clutch – Direct Drive
Drum turns with Engine Idling	No		No idle on electric motors
Work Cycle	Continuous		25% (15 min/hour to prevent motor overheating)
Capstan Drums			
Installed	57mm	108mm	85mm
Optional	85mm	–	57mm
Performance			
Max. Pulling Force			
57mm Drum	775 kg	Not available – use only with 108mm drum	1000 kg
85mm Drum	540 kg		820 kg
108mm Drum	–	1150 kg	–
Rated Lifting Capacity			
57mm Drum	250 kg	Not available – use only with 108mm drum	250 kg
85mm Drum	175 kg		250 kg
108mm Drum	–	450 kg	–
Max. Pulling Speed			
57mm Drum	12m/min	Not available – use only with 108mm drum	4.8m/min
85mm Drum	18m/min		7.2m/min
108mm Drum	–	22m/min	
Rope			
Rope Grabbing System	Yes – can be disabled		
Type	Low stretch double braided polyester – unlimited length – Eye splice and thimble mandatory for lifting applications		
Recommended diameter	12mm		
Minimum diameter	12mm		
Maximum diameter	13mm		
Weight & Dimensions			
Weight (dry)	19 kg	34.5 kg	27 kg
Length	50.5cm	45.8cm	55.6cm
Width	37.1cm	56cm	36.6cm
Height	36.1cm	35.6cm	36.6cm
Other			
Certification	CE		
Classification (ISO) Lifting	M3		
Anchor			
Included	Polyester sling 60mm x 2m (PCA-1260)		
Optional	Full line of accessories		
Warranty			
Private use	2 years		
Commercial use	1 year		
Bonus warranty	Register your winch at www.portablewinch.com and get 1 EXTRA YEAR of warranty for FREE		

D WINCHES

www.specialisedforce.com.au
























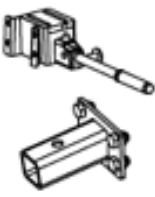
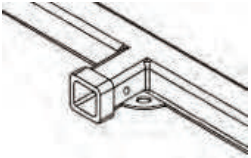







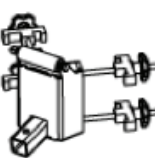








PORTABLE CAPSTAN WINCH – ACCESSORIES REFERENCE CHART



PORTABLE CAPSTAN WINCH – ACCESSORIES

D WINCHES

www.specialisedforce.com.au

ANCHORING ACCESSORIES REFERENCE CHART		USE		WINCH MODELS					
ANCHOR POINTS	ANCHOR ACCESSORIES	PULLING	LIFTING	PCW3000 PCW-3000-LI-AIK	PCW5000	PCW5000-HS	PCH1000	PCH2000	PCT1800
 Cylindrical (tree, pole, post, etc.)	PCA-1258, PCA-1259 or PCA-1260 	●		●	●	●	●	●	●
	PCA-1269 	●		●	●	●			
	+ PCA-1268 	●		●	●	●			
	+ PCA-2264 		●					●	
	+ PCA-1264 		●				●		●
	+ PCA-1332 							●	
	+ PCA-2264 								●
	+ PCA-1332 	●		●	●	●	●		●
	+ PCA-1264 								
	PCA-1263 	●		●	●	●	●		●
	48mm to 59mm diameter 	●		●	●	●			
	PCA-1261 	●		●	●	●			
	PCA-1261 	●		●	●	●			
With tow ball  50mm diameter	+ PCA-1268 	●		●	●	●			
Vehicle 	+ PCA-2264 		●					●	
	+ PCA-1264 		●				●		●
	+ PCA-1332 							●	
	+ PCA-2264 								●
	+ PCA-1332 	●		●	●	●	●		●
	+ PCA-1264 								
	PCA-1266 + PCA-1265 	●		●	●	●	●		●
	Hitch for square tube of 50.8mm (2") opening 	●		●	●	●	●		●
	PCA-1267 or PCA-1501 		●					●	
	+ PCA-1264 		●						●
	+ PCA-1332 							●	
	+ PCA-2264 								●
	+ PCA-1332 	●		●	●	●	●		●
	+ PCA-1264 								
	Pylon (with 90° "V" shaped legs) 	●		●	●	●	●		●
	PCA-1806 		●					●	
	+ PCA-1268 	●		●	●	●			
	+ PCA-2264 		●					●	
	+ PCA-1264 		●				●		●
	+ PCA-1332 							●	
	+ PCA-2264 								●
	+ PCA-1332 	●		●	●	●	●		●
	+ PCA-1264 								
	Floor 	●		●	●	●	●		●
	PCA-1805 								

PORTABLE CAPSTAN WINCH – DOUBLE BRAIDED POLYESTER ROPES



Model No.	Rope OD (mm)	Length (m)	Minimum Breaking Strength (UTS) (kg)	Roll Dimension (L x W x H) (cm)	Weight (kg)
PCA-1203M2ESC	10	100	2200	20 x 20 x 28.5	8.3
PCA-1213M2ESC	12	100	3300	50 x 50 x 20	14
PCA-1214M2ESC	12	150	3300	50 x 50 x 30	20.4
PCA-1216M2ESC	12	200	3300	50 x 50 x 35	25.5
PCA-1218M2ESC	12	300	3300	50 x 50 x 50	36.6

NOTE: All ropes include soft eye splices on each end. UTS = Ultimate Tensile Strength. Suggested safety factors (check local standards or guidelines): Pulling 3:1 / Lifting 5:1.

CASES AND ROPE BAGS



Model No.	Description	Material	Length (cm)	Width (cm)	Height (cm)	Weight (kg)
PCA-0100	Purpose built transport case with moulded locations for the winch and accessories. Suits Models PCW5000 & PCW5000-HS.	High-Impact Plastic	66	58	41	8
PCA-0102	Purpose built transport case with moulded locations for the PCW3000. Fits moulded Backpack PCA-0104.	High-Impact Plastic	47	44	33	4.8
PCA-0104	Moulded Backpack for Transport Case PCA-0102 and Rope Bag PCA-0103 or XXL Extra Large Transport Bag PCA-0105	Polymer	40	18	54	1.8
PCA-0105	XXL Extra Large transport bag (50 litres). Fits moulded backpack PCA-0104.	Resistant Vinyl	26	24	17	1
PCA-1630	Waterproof and airtight case with removable casters and folding top handle for PCT1800 or PCH2000 winches and accessories.	Polymer	79.5	61.5	44.4	15.1
PCA-0340	Waterproof and airtight case with casters and retractable top handle for PCW5000, PCW5000-HS & PCH1000 winches and accessories.	Polymer	58	58	56	14.8
PCA-0350	Waterproof and airtight case with folding side handles ideal for PCT1800-50HZ-P-230V and also suitable for PCW-5000, PCW-5000-HS & PCH-1000 winches and accessories.	Polymer	57	57	53	13.9



Model No.	Feature	Material	Diameter (cm)	Height (cm)	Weight (kg)
PCA-0103	Rope Bag - For Backpack PCA-0104. Will store 50 metres of 10 mm rope.	Resistant Vinyl	30	38	0.6
PCA-1255	Rope Bag – Small - Two handles. Will store either 50 metres of 12 mm rope or 100 metres of 10 mm rope.	Durable Nylon	26	36	0.5
PCA-1256	Rope Bag – Medium - Will store either 100 metres of 12 mm rope or 200 metres of 10 mm rope.	Durable Nylon	26	61	0.9
PCA-1257XL	Rope Bag – Extra Large - Will store either 200 metres of 12 mm rope or 400 metres of 10 mm rope.	Durable Nylon with Hard Bottom	37	59	2.06

D WINCHES

www.specialisedforce.com.au



PORTABLE CAPSTAN WINCH – PULLEYS



PCA-1270 Open face corner block
PCA-1271 Self-Blocking Pulley
PCA-1272 Double Self-Blocking Pulley
PCA-1273 Double Swing Side Pulley
PCA-1274 Single Swing Side Pulley
PCA-1275 Single Swing Side Pulley
PCA-1292 Single Swing Side Pulley

Model No.	Feature	Material	WLL (kg)	Sheave Diam. (mm)	Length (cm)	Width (cm)	Height (cm)	Weight (kg)	Rope (mm) Min / Max	Cert.	Min Break Strength (kg)
PCA-1270	-	Steel	2039	100	27	14	14	2.56	6 / 12	-	N/A
PCA-1271	Brake cam system allows the rope to go through freely in one direction and blocks it in the other direction.	Aluminium	N/A	62	22	8	3.5	0.82	6 / 13	CE	4079
PCA-1272	Two sheaves and a brake cam system - allow the rope to go through freely in one direction and block it in the other direction.		N/A	62	22	8	6	1.1	6 / 13	CE	4079
PCA-1273	Two lightweight 100 mm diameter deep groove aluminium sheaves.	Sides: Stainless steel. Sheave: Aluminium	4486	100	27	14	14	2.03	6 / 12	-	N/A
PCA-1274	-	-	2243	100	27	14	14	1.24	6 / 12	-	N/A
PCA-1275	-	-	1632	76	17	11	11	0.69	6 / 10	-	N/A
PCA-1292	-	Aluminium	N/A	63	17	11	11	0.40	6 / 13	CE	6000

SPARE PARTS



PCA-1110 Capstan Drum 57mm
PCA-1100 Capstan Drum 85mm
PCA-1120 Capstan Drum 76mm
PCA-1130 Capstan Drum 108mm
PCA-1151 Spark Arrestor
10-0044 Reversible Safety Lip

Model No.	Feature	Material	Diam. / Hole Diam. (mm)	Weight (kg)
PCA-1100	C/W rope guide and screws.	Aluminium	85 / 25.4	0.95
PCA-1110			57 / 25.4	0.95
PCA-1120			76 / 24.8	0.715
PCA-1130			108 / 24.8	0.715
PCA-1151	For Honda GXH-50 engine.		20	0.085
10-0044	For 57 mm and 85 mm drums. Prevents rope from jumping out of drum on all lifting winches: PCH1000, PCH2000 & PCT1800.		125	0.180

D WINCHES

www.specialisedforce.com.au

PORTABLE CAPSTAN WINCH – ACCESSORIES



				
PCA-1258 Multi-Purpose Sling	PCA-1259 Multi-Purpose Sling	PCA-1260 Multi-Purpose Sling	PCA-1261 Winch Anchor Plate	PCA-1263 Winch Anchor System
				
PCA-1264 Winch Support	PCA-1265 Adapter for Heck-Pack Anchoring System	PCA-1266 Heck-Pack Anchoring System	PCA-1267 Square Tube with Bent Hitch Pin	PCA-1268 Winch Support Plate with Bent Hitch Pin
				
PCA-1269 Winch Anchor System	PCA-1332 Pivoting Anchor	PCA-1501 Square Tube with Bent Hitch Pin	PCA-1805 Floor Mount Winch Anchor	PCA-1806 Pylon Mount Winch Anchor

Model No.	Description	Material	Length (cm)	Width (cm)	Weight (kg)	WLL (kg)
PCA-1258	60 mm x 3 metres (2-3/8" x 118-1/8").	Polyester	300	6	1.24	2000
PCA-1259	60 mm x 2.5 metres (2-3/8" x 98-7/16")	Polyester	250	6	1	2000
PCA-1260	60 mm x 2 metres (2-3/8" x 78-3/4")	Polyester	200	6	0.92	2000
PCA-1261	For towing balls up to 58.7 mm (2-5/16") diameter.	Zinc plated steel	27	14	0.91	-
PCA-1263	For trees and poles with 3 m (10') strap. Use with PCA-1264 or PCA-1268.	Powder Coated Steel	32	27	8.2	-
PCA-1264	With adjustable shelf and swivel pulley for vertical or horizontal pulling. Installs on PCA-1263, PCA-1265, PCA-1267, PCA-1501, and PCA-1806. If used for horizontal pulling, the pivoting anchor (PCA-1332) is necessary (sold separately).	Powder Coated Steel	61	26	9.2	-
PCA-1265	Bolts on PCA-1266. Use with PCA-1264 or PCA-1268.	Zinc Plated Steel	14	16	1.45	-
PCA-1266	For 50 mm towing balls.	Powder coated steel	46	16	3.05	-
PCA-1267	-	Zinc plated steel	30.5	5.08	2.2	-
PCA-1268	Installs on PCA-1263, PCA-1265, PCA-1267 or PCA-1501.	Zinc Plated Steel	45	29	4.5	-
PCA-1269	For trees and poles with 3 m (10') strap.	Zinc Plated Steel	26	24	4	-
PCA-1332	For the vertical pull support (PCA-1264). Link between PCA-1264 and PCA-1263 or PCA-1806 or PCA-1265 or PCA-1267 or PCA-1501.	Zinc Plated Steel	24	16	3.3	-
PCA-1501	Square tube 50.8 mm x 45.7 cm with bent hitch pin.	Zinc plated steel	45.7	50.8	3.3	-
PCA-1805	Ideal for pulling wire through conduits.	Zinc Plated Steel	51	26	9.4	-
PCA-1806	For pylons angle iron. Use with Winch support plate PCA-1268 or Winch support for vertical pulling PCA-1264.	Powder Coated Steel	32	28	7.7	-

D WINCHES

www.specialisedforce.com.au



PORTABLE CAPSTAN WINCH – ACCESSORIES

OTHER ACCESSORIES

						
1760427 Briggs & Stratton 82V 4Ah Li Battery	1760428 Briggs & Stratton 82V Charger	PCA-1290 Skidding Cone for Logs	PCA-1291 Automatic Release for Open Face Corner Blocks	PCA-1295 Choker Chain with C-Hook & Steel Pin	PCA-1310 Pulling Plate for Vehicles	PCA-1372 HPPE Rope Choker with Steel Pin

Model No.	Feature	Material	Length	Diameter	Width	Height	Weight	Minimum Breaking Strength (UTS)
1760427	60min Charge Time	High-resistance polymer plastic	21.5cm	-	12cm	8.5cm	2.6kg	-
1760428	Charges 2Ah & 4Ah Batteries	High-resistance polymer plastic	21cm	-	18.5cm	10.5cm	1.5kg	-
PCA-1290	50cm Opening	High-resistance polymer plastic	62cm	50.8cm	68cm	52cm	6.6	-
PCA-1291	Fits ropes up to 13 mm diameter.	Anodised Steel	17cm	-	11cm	11cm	0.405kg	-
PCA-1295	-	Anodised Steel	27cm	6.35mm	14cm	14cm	2.9kg	-
PCA-1310	Fits towing balls up to 50.8 mm (2") diameter.	Anodised Steel	27cm	4.2cm (Knob)	14cm	14cm	1.7kg	-
PCA-1372	Made of 10 mm diameter HPPE rope	High Performance Polyethylene	2.1m	6mm	-	-	0.55kg	7036kg

					
PCA-1276 Steel Locking Carabiner	PCA-1281 Safety Hook	PCA-1282 Locking Grab Hook	PCA-1299 C-Hook for Chain	PCA-1701 Steel Locking Carabiner	PCA-1702 Steel Locking Carabiner

Model No.	Description	Material	Minimum Breaking Strength (UTS)	Diam.	Length	Width	Height	Weight	Cert.	Gate Opening
PCA-1276	With screw gate lock.	Zinc plated with anodized aluminium	2550kg	10mm	17cm	11cm	-	0.16kg	CE	16mm
PCA-1281	Equipped with a spring-loaded safety gate.	Powder coated steel	WLL: 744kg	-	17cm	11cm	11cm	0.33kg	-	-
PCA-1282	With latch and 3 chain links. Will accept either 6 mm (1/4") or 7.9 mm (5/16") chain.	Zinc plated steel	-	6mm	17cm	11cm	11cm	0.63kg	-	7.9mm
PCA-1299	Convert an existing chain to an efficient choker chain with this C-Hook	Powder coated steel	WLL: 2039kg	-	10cm	7.5cm	1.5cm	0.34kg	-	-
PCA-1701	Multi-purpose high-quality zinc plated with anodized aluminium steel locking carabiner with screw gate lock.	Zinc plated with anodized aluminium	7140kg	12.5mm	17cm	11cm	-	0.35kg	CE	25mm
PCA-1702	Multi-purpose high-quality zinc plated with anodized aluminium steel locking carabiner with screw gate lock.	Zinc plated with anodized aluminium	5100kg	12mm	17cm	11cm	-	0.315kg	CE	19mm



PORTABLE CAPSTAN WINCH – KITS

PCW-3000-LI-AIK(B) BATTERY WINCH KIT



INCLUDES

- 1 x PCW-3000-Li-AIK Portable Winch
- 1 x Briggs & Stratton 82V-42Ah Li Battery & Rapid Charger
- 1 x Carry Bag
- 1 x Stainless Steel Pulley Block
- 2 x Carabiners
- 2 x Slings
- 50m x 10mm Double Braided Rope

PCW-3000HK PETROL WINCH KIT



INCLUDES

- 1 x PCW3000 Portable Winch
- 1 x Transport Case
- 1 x Backpack
- 1 x 1.8m Sling
- 1 x Snatch Block
- 2 x Oval Carabiners
- 50m x 10mm Double Braided Rope
- Rope Bag

PORTABLE WINCH-PETROL/DIESEL

GOODWINCH



PETROL WINCH
Model No. "GOODWINCH"

DIESEL WINCH
MODEL No. "GOODWINCH-DIESEL"

Also available without rope clutches
Model No. GOODWINCH-1

FEATURES

- Safe, infinitely controllable pulling, holding, and lowering with the Goodwinch Portable Petrol or Diesel Twin Capstan Winch.
- Variable speed from hold, through creep to a full speed of approx. 25m/min (petrol) & 21m/min (diesel).
- Ideal for pulling cables through ducts, raising portable buildings, clearing debris from rivers, lakes and canals, forestry work, and general rope rescue work, etc.
- Work from either side or run two ropes together to halve the load.
- Two rope clutches (not shown) are included as standard on both models and are used for load holding during lowering or raising loads on transmission towers and similar structures.
- High quality engineering and design. Reliable, easy to start Honda (4 kW) engine (or Yanmar (3.5 kW) diesel engine) with a centrifugal gearbox driving the main capstan gearbox and aluminium bollards through a flexible coupling.
- Aluminium frame, two man lift, removable handles for easy storage.



PORTABLE WINCH-PETROL/DIESEL

GOODWINCH

Model No.	GOODWINCH	GOODWINCH-DIESEL
SPECIFICATIONS	Honda Petrol Engine	Yanmar Diesel Engine
Twin Capstans	Aluminium, 100mm Dia	Aluminium, 100mm Dia
Capstan Gearbox	Worm and Wheel, 30:1 ratio	Worm and Wheel, 30:1 ratio
Flexible Coupling	Rubber Anti-Vibration	Rubber Anti-Vibration
Main Engine Gearbox	Centrifugal 2:1 ratio	Centrifugal 2:1 ratio
Engine	4kW 4 stroke	3.5kW Diesel
Base Construction	Anodised Aluminium fabrication	Anodised Aluminium fabrication
Removable Lifting Handles	Bright zinc plated steel, rubber covered	Bright zinc plated steel, rubber covered
Anchor Points	Fitted tested shackles	Fitted tested shackles
Rope Tie Offs	Built in at top of main handle	Built in at top of main handle
PERFORMANCE	Honda Petrol Engine	Yanmar Diesel Engine
Easy start	Manual Choke	Manual Choke
Method of starting	Recoil Starter	Recoil Starter
Emergency Stopping	Top mounted cut off switch	Slide Control on Engine Side
Engine Speed Control	Throttle lever	Throttle lever
Running Time, half throttle	Approximately two hours	Approximately two hours
Load Retrieval Speed	Creep to 25m per minute	Creep to 21m per minute
Pulling Capacity	Maximum 1000 kgs	Maximum 850 kgs
Raising Capacity *	Maximum 300 kgs	Maximum 260 kgs
Recommended Rope Max	14.3mm (9/16") double braided poly.	14.3mm (9/16") double braided poly.
Suitable Rope Length	As required, no maximum	As required, no maximum
DIMENSIONS	Honda Petrol Engine	Yanmar Diesel Engine
With Handles Removed	65cm long x 39cm wide x 42cm high	74cm long x 49cm wide x 47cm high
Approx. Overall Weight	50kgs	53kg

*GOODWINCH supplied with rope clutch, to order without rope clutch use Model No. GOODWINCH-1



ELECTRIC CABLE PULLERS



Model No. 00369
VersiBoom Package Shown



Model No. 03196



Model No. 00829



D WINCHES

www.specialisedforce.com.au

FEATURES

- Pull heavy loads with minimal operator effort.
- Force Gauge included to constantly monitor the pull.
- Right-angle sheave allows the operator to stand out of the direct line of force.
- Audio alarm high force warning and circuit breaker shut off at maximum force for added safety.
- Tapered capstan and patented rope guidance system for better control of the rope when feeding onto the capstan.
- Runs off mains single phase power electric motor, 230VAC 50Hz
- Patented.
- Direct gear drive.
- Modular Safety Barrier available (refer page 145)

OPTIONAL EXTRAS

- Mobile Versi-Boom system provides fast and easy set up with no anchors to set or chains to mount.
- Easy to move around job site with mobile carriage .
- Unique floor mounting attachment for quick, reliable setup.



GREENLEE EQUIPMENT -
TRUSTED SINCE 1862

Model No.	Greenlee Cat. No.	Description	Pulling Force (kN)	
			MAX	Continuous
31466	6001-22	Super Tugger Package & Chain Mount^	28.9	20.0
00369	6806-22	UT8-22 Ultra Tugger 8 Package & Mobile VersiBoom II	35.8	28.9
03196	6800-22	UT8-22 Ultra Tugger 8 Package & Floor Mount	35.8	28.9
00812	6906-22	UT10-22 Ultra Tugger 10 Package & Mobile VersiBoom II	35.6/44.5*	28.9
00814	6900-22	UT10-22 Ultra Tugger 10 Package & Floor Mount	35.6/44.5*	28.9
00813	6901-22	UT10-22 Ultra Tugger 10 Package & Chain Mount	35.6/44.5*	28.9
00829	UT10-22	UT10-22 Puller Assembly	35.6/44.5*	28.9
00553	MVB	Mobile VersiBoom II Package	-	-

***Momentary Maximum Pull Force of 44.5kN for 28.9 – 35.6kN This is achieved with machine 15 minutes ON and 15 minutes OFF**

^ Floor mount available, Model No. 35605 or available in package (Model No. 00814)

ELECTRIC CABLE PULLERS (CONTINUED)



Model No.		31466	00369	03196	00812	00814	00813	00829	MVB
Pulling Force (kN)	Max	28.9	35.8		35.6/44.5 ¹				-
	Continuous	20.0	28.9		28.9				-
Pulling Speed	Load / Metres per Minute	None/5.0	None/2.7		None/4.9				-
		8.8/3.4	8.9/2.4		8.9/4.3				-
		17.9/2.3	17.8/2.3		17.8/3.6				-
		26.7/1.8	26.7/1.8		26.7/2.1				-
		-	-		35.6/1.83				-
Drive Motor (kW)		1.1	1.1		1.1				-
Rope*(mm OD/kN)		19.1/115.6	22.2/142.0		22.2/142.0				-
Dimensions - Main Motor Unit (mm)	Length	527	292		813				1194
	Width	572	660		305				1067
	Height	305	215		305				1219
Tugger Weight (kg)		49	39		49				146
-	-	Force Gauge	✓	✓	✓	✓	✓	✓	
00865	00865	Floor Mount		✓		✓			
02846	02846	Chain Mount	✓				✓		✓
00870	00870	Wheeled Carriage		✓					✓
		VersiBoom Package		✓	✓				✓

NOTE: Winch Model 31466 Optional Floor Mount Available (Use Model No.35605)

- * Rope is a critical link in pulling operations, use only manufacturer recommended double braided composite rope.
- ¹ Momentary maximum pull force of 44.5kN. For 28.9-35.6kN this is achieved with machine 15 minutes on, 15 minutes off.
- ² Two speed motor, values are for high speed. On low speed 26.7kN = 2.13m and 35.6kN = 1.83m.
- ³ Contact us for details of the parts of the VersiBoom kit for UT5

Model No. **00813**



Model No. **00814**



Refer page 145 for Modular Safety Barriers



D WINCHES

www.specialisedforce.com.au

CABLE PUSHER / CABLE FEEDER (MADE IN USA)

The Greenlee Ultra Cable Feeder is intended to pull cable off of reels to assist the Greenlee Capstan puller in feeding the cable into conduit or cable tray. The Ultra Cable Feeder is not intended to pull cable or rope through conduit.



FEATURES

- Feeds cable at variable speeds to match the speed of cable puller
- Accommodates cable ranging in size up to 90mm in diameter
- Now with new tires for improved traction with low friction cables
- Sets up easily and can be operated by just one person
- Dual motors drive each wheel for traction on both sides of the cable
- Comes with pendant and toggle switch. An optional foot switch is available to control feeding
- Two cable loading methods: top-loading and end-loading
- Patented



SPECIFICATIONS

Model No.	12293
Reel Weight Capacity (kg)	11,300
Power Supply (VAC)	230
Size (mm)	1040 x 699 x 953
Weight (kg)	130

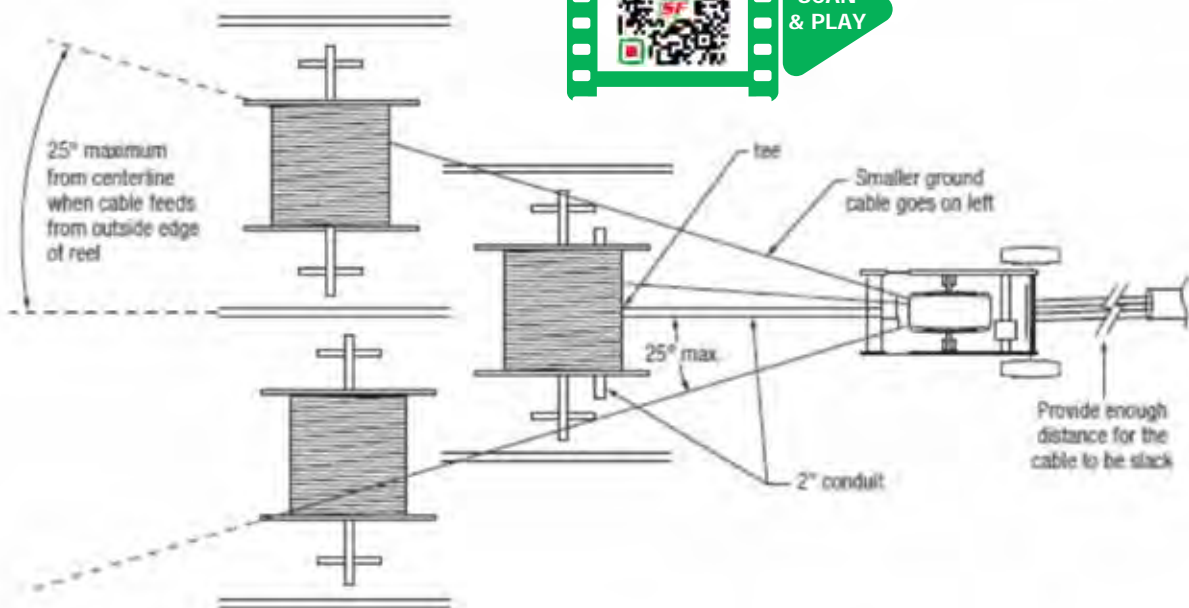
ACCESSORIES

Foot switch available

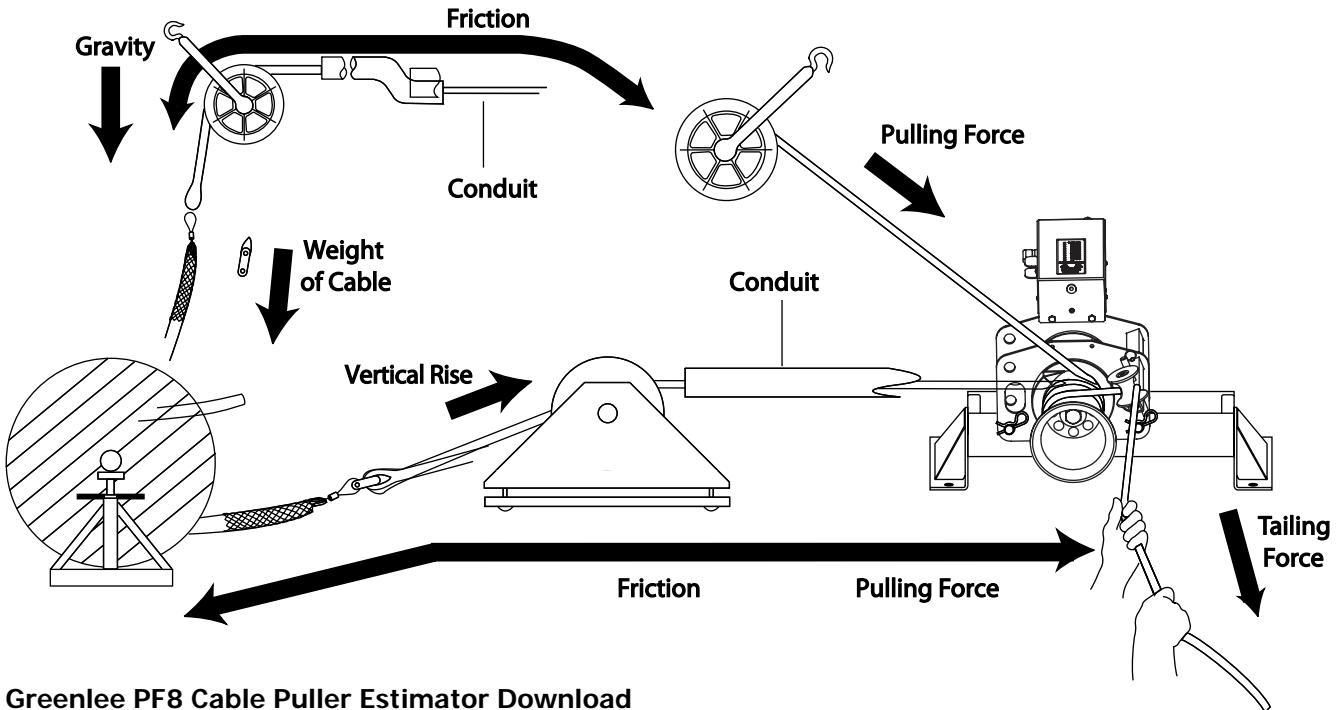
Model No.	24821
-----------	--------------



EXAMPLE OF APPLICATION



CABLE PULLING THEORY (FREE ESTIMATOR & ONLINE TRAINING)




Greenlee PF8 Cable Puller Estimator Download

To give an approximation of the pull force that will be required to install electrical cable into a conduit, there are many unknown factors involved that prohibit giving exact results. Most notable amongst these is the coefficient of friction, occupancy of conduits (existing cables), lubrication, surface texture, and lay of the cable are never uniform along the length of a conduit run.

Comparing the known forces of pulls against the estimated force can give you a guide as to a good coefficient of friction to use for similar future pulls. In lieu of this, the Greenlee suggest some starting points for coefficient of friction of well-lubricated cable.

Typically known as a "leg", is a straight run of conduit followed by a bend, except for the last Leg, which would typically have no bend. Obviously there can be numerous bends in the run. If the leg changes elevation, there are substantial effect multipliers for vertical rise or descent. The total cable weight and a coefficient of friction are required. If there is a known drag on the cable before it enters the conduit, that force can be entered in and the estimated pull force can be displayed.

**SCAN
HERE FOR
MORE**



Greenlee University – Training & Productivity Solutions

Greenlee University offers informative and thorough "free" online training for a range of their products including; Cable Pulling Products: Overview & Safety; Set-Up Puller Assembly and Uses Productivity Solutions: Conduit Bending; Holmaking

Greenlee University is helping their customers do their jobs Faster, Safer & Easier with training to suit their needs. Explore upcoming "Webinars" and "On Demand Training" for opportunities on their website.

VISIT www.greenlee.com/resources/

D WINCHES

www.specialisedforce.com.au

HYDRAULIC WINCHES (MADE IN USA)

SERIES 1000 AND 1100V

682kg Capacity on 10:1 Ratio, 33m/min
1,363kg Capacity on 20:1 Ratio, 17m/min



Series 1100V Gal



Series 1000 Gal



Series 1000

APPLICATIONS

Lifting	Pulling Sliding
Positioning Lights	Underground Cable
Mast Towers Erection	Cable Pulling
Lifting Materials	Unloading Equipment
Overhead Lines	Utility Vehicle Recovery Water
Transformer Replacement	Sewer Pipelines

Optimum performance on 140 Bar Hydraulic System



Dual



Double

Series 1000 Dual Capstan Gal

STANDARD FEATURES

- GEAR CASE** Made of high strength cast iron. Completely sealed for oil enclosed operation and to keep dirt out
- WORM SHAFT** One piece alloy steel hardened and ground to insure long service.
- WORM GEAR** High tensile aluminium-nickel alloy bronze. Use of optimum lead and pressure angles transmit maximum power to the drum efficiently.
- GEAR RATIO** 20:1 and 10:1 ratios provide optimum efficiency in power and speed.
- BEARINGS** Worm gear and worm shaft run on tapered roller bearings in an oil enclosed gear case.

- OUTPUT SHAFT** 38mm diameter heat-treated alloy steel minimum tensile strength 10,546kg/Force per sq/metre
- CAPSTAN** Cast aluminium -keyed to shaft.
- MOTOR MOUNT** SAE(A) 2-bolt flange. 25.4mm woodruff keyed motor shaft. Motor is directly coupled into worm shaft. No separate coupling required.



D WINCHES

www.specialisedforce.com.au

HYDRAULIC WINCHES (MADE IN USA)

SERIES 1400

For the Utility Industry
HYDRAULIC CAPSTAN
WINCHES



Series 1400 Gal

Optimum performance on 207Bar Hydraulic System



FAST DEPENDABLE BLOOM WINCHES

- High strength cast iron gear case, with aluminium capstans keyed to alloy steel hardened shafts
- 25:1 and 12.5:1 gear ratios provide versatility in power and speed
- Speeds of up to 30 MPM and pulls of 3,500KG

CUSTOMISED DESIGNED UTILITY WINCHES AND CAPSTANS



Series 1200C

- Reliable Winches designed for Lifting and Pulling applications..
- Optional Hydraulic Fail-safe and Oil Cooled Disc Brakes available
- Variety of Motors and drums for optimised performance in Utility applications
- Speeds of up to 30 MPM and Line Pulls of 3,500KG pounds



Series 1000KC Gal

WARNING!

- Goods are not intended for use in the moving or lifting of persons! The winches described herein are neither designed nor intended for use or application to equipment used in the lifting or moving of persons and it is understood that all such use shall be at the sole risk of the user. The cable clamps on winches are not designed to hold rated loads. A minimum of 5 wraps of cable must be left on drum barrel to guarantee holding of rated load.
- Applications of winch where life would be endangered by any event are not recommended

Please contact your local Specialised Force branch for technical specifications

HYDRAULIC WINCHES (MADE IN ITALY)



Suitable for pulling or hauling applications in various industries such as utility (Pulling draw wires, lifting insulator strings up towers, underground cable, etc) and associated industry (Telecommunication and railways). More units available upon request and some features and performances are able to be modified on request.

Performances of the machines listed are without optional devices, at sea level and at a temperature of 20°C. Dimensions and weights are also shown without optional devices. Information may change without notice due to continual research, development and improvement. Images and drawings are indicative only.



REF	MODEL	DRUM OD (mm)	MAX ROPE (od)	ENGINE - POWER (hp/kw)	CAPACITY (kN)
1	F202.P.08	100	6mm	Electric 200/380v – 50hZ 2.4/1.8	8
2	F203.10	150	8mm	Petrol - 12/8.8	10
3	F206.10	200	8mm	Petrol – 12/8.8	10
4	F44.15	160	12mm	Petrol – 10/7.3	15
5	F207.30	270	12mm	Diesel – 26/19	30
6	F210.50	400	14mm	Diesel - 47/35	50

TECHNICAL

MODEL	F202.P.08	F203.10	F206.10	F44.15	F207.30	F210.50
ENGINE	1	2	3	4	5	6
Electronic Start 12V Battery					✓	✓
Rope Pull		✓	✓	✓		
Air Cooled	✓	✓	✓	✓		
Water					✓	✓
PULL PERFORMANCE						
Max Pull (kN)	8	10	10	18	30	50
Speed at Max Pull	6m/min	17m/min	15m/min	14m/min	15m/min	21m/min
Max Speed	30m/min	60m/min	40m/min		70m/min	65m/min
Pull at Max Speed (kN)	2	5.5	4		6	20
ROPE CAPACITY						
6mm	200m	500m	800m			
8mm		300m	500m			
10mm					500m	
12mm					350m	
14mm						500m
16mm						400m
DIMENSIONS & WEIGHT						
Length x Width x Height (m)	PULLER 0.54 x 0.43 x 0.66	1.2 x 0.55 x 0.66	1.2 x 1.05 x 0.85	1.1 x 0.7 x 0.7	1.7 x 1.5 x 1.35	2.25 x 1.8 x 1.5
	MOTOR 0.34 x 0.43 x 0.66					
Weight (kg) W/O Rope	65/55	190	350	175	950	1900

All Machines are available with an array options (some outlined below) e.g. Diesel Engine. Please contact your nearest Specialised Force Branch or visit our website www.specialisedforce.com.au for a full spec sheet

HYDRAULIC WINCHES (MADE IN ITALY)



Suitable for pulling or hauling applications in various industries such as utility (Pulling draw wires, lifting insulator strings up towers, underground cable, etc) and associated industry (Telecommunication and railways). More units available upon request and some features and performances are able to be modified on request.

MODEL	F202.P.08	F203.10	F206.10	F44.15	F207.30	F210.50
FEATURES	1	2	3	4	5	6
Steel Drum	✓					
c/w Idler Device	✓	✓				
Detachable	✓					
Capstan	✓	✓				
Freewheel			✓		✓	
Gearbox – Forward & Reverse				✓		
Automatic Rope-Winder	✓	✓	✓		✓	✓
Safety Hydraulic Brake		✓	✓			✓
Dynamometer for reading pull force	✓	✓	✓			✓
Removable Wheels & Drawbar	✓					
Rigid axle with tires & Drawbar for slow towing on site		✓	✓			✓
Protective Frame - Removable	✓					
Fitting for anchoring	✓	✓	✓	✓	✓	✓
Stabilisers			✓	✓	✓	✓
Rope driver roller for vertical & Horizontal Pull	✓	✓	✓	✓	✓	✓

MODEL	F202.P.08	F203.10	F206.10	F44.15	F207.30	F210.50
OPTIONS (Part Number)	1	2	3	4	5	6
Metallic coverage with doors	027				027	027
PVC Cover			026		026	026
Remote Control with 10m cable					037	037
Radio Remote control (100m)					038	038
Air cooled diesel Engine	028.3	028.2	028.2	028.2		
Electric Start 12v		034	034	034		
Single phase Motor 230v	090		090			
Three phase motor			090.1	091	090.1	
Dynamometer for reading pull force		053		053		
Manual Hold for locking wire		045.5				
Automatic clamp for holding rope/wire			065		046.3	046.3
Load Control descent device					064	064
Capstan		058.1	056.4	101.2	058	058
Device for Max Pull force setting		035	035			

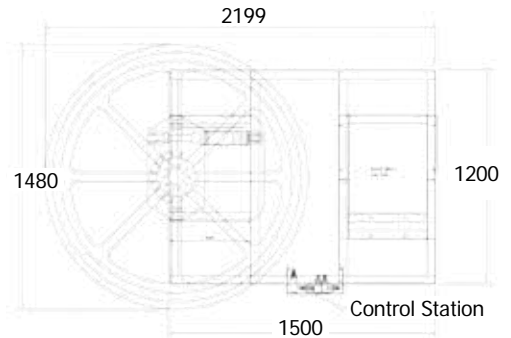
The range of Machines are available with an array options. Please contact your nearest Specialised Force Branch for further information or visit our website www.specialisedforce.com.au for a full spec sheet

MODEL No. GH12135 – FIBRE OPTIC WINCH

2kN Winch, specifically designed for the installation of Fibre-Optic cable. The 1200mm Bull wheel ensures the Fibre Cable does not exceed the recommended bend radius Supplied Skid Mounted. Easily attached to trailer or vehicle tray (Not Supplied). See below for options.



Control Station



D WINCHES

www.specialisedforce.com.au

FEATURES	OPTIONS
<ul style="list-style-type: none"> • 2kN Line Pull • Honda Petrol Engine GX390 with electric start • 1200mm lightweight Aluminium Bull Wheel • Simple Operating Controls • Variable line pull, line speed and bull wheel tilt • Calibrated load gauge 	<ul style="list-style-type: none"> • 4kN 600mm Bull wheel • PTO driven pump for vehicle mount winch • Can be Telstra Certified • Protective cage for operator

CABLE BRAKE

MODEL NO. CABLEBRAKE

DESCRIPTION

Control descent when running cables in multi-story buildings.

The Cable Brake is used in conjunction with a cable drum brake, when running cables between floors in multi-level buildings.

The Unique design allows the operator to control, dampen and hold the weight of the cable via a Pawl and ratchet system, built into the lever handle.



DETAIL

FEATURES

- Adjustable Rear and front Roller assembly to allow for different cable diameters
- 5mm Perspex shield for operator protection
- Compact designed for confined spaces
- High leverage adjustable handle, with pawl and ratchet assembly for ease of operation
- 100mm Bell-Mouth Feeding Sheave (IFS-100) to protect cable from sharp edges
- 4 x 20mm holes in the base plate for anchoring (Must use 16mm bolts to anchor to ground)

Cable Capacity (mm)	50mm ² CU/70mm ² AL to 400mm ² CU/500MM ² AL (Also some 630mm ² , depending on OD)
Dimensions (mm)	800w x 675d x 410h (Not including handle)
Handle (mm)	1,250mm long
Total Weight (kg)	Approximately 80
WLL (kg)	280 max (based on test of Nexons/Olex 2013 108-5 X-90 ELEC CABLE 0.6-1kV, with applied pressure of 60kg on the handle)

PROTECTIVE CABLE WINCH BARRIER

MODEL No. CWB-600 SERIES CWB- WINCH BARRIER

DESCRIPTION

With Safety the number "1" priority whilst installing cables with high powered winches, these barriers are designed to provide protection to the operator in the event of rope or cable failure.

Designed for functionality, the barrier can be set-up and adjusted in several configurations to suit your work site and particular pull.

Other configurations can be made to order. Please contact SF for more detail



Bullet Hinges, allows 100° Rotation of gate



Disassembles flat for transportation



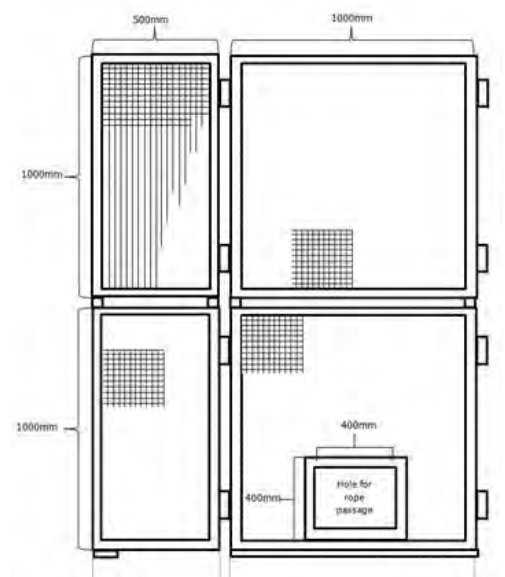
Designed for Greenlee winch Floor Mount (00865)

FEATURES

- Fabricated from high quality steel product
- Powder coated Safety Orange
- Swivel sides for angle protection forward and backward – can be assembled on either left or right of the main barrier
- 16mm holes in main base and gate base plates for anchoring and fixing to winch
- Disassembles flat for ease of transport
- Pictured barrier, designed to suit Greenlee Electric Winch, Floor Mount (00865)
- Configurations adapted to your Winch and job specifications upon request

DETAIL

Approximate Dimensions (mm)	
Erected	2000H x 1500L x 200W
Disassembled	1000H x 1000L x 200W
Approximate Weight (kg)	
Total	35.95
Main Base	17.85
Main Top	8.15
Gate Base	5.6
Gate Top	4.35



D WINCHES

www.specialisedforce.com.au

TIRFOR HOISTS (MADE IN FRANCE)



Tirfor® machines are portable manual hoists used with maxiflex wire rope. They can be used to lift, pull and position loads over great distances depending on the wire rope length. They are suitable for use in numerous configurations and are the ideal solution for use in professional applications; they are operated by a simple lever.

The load capacity of the Tirfor® system can be increased by using sheave blocks.

Portable hoist to lift and pull loads, for utilisation in numerous configurations with longer wire rope lengths available upon request.

FEATURES

- Low weight—quick installation
- No limitation in terms of cable length
- Manageable, light-weight, robust, powerful
- Increase load capacity with deflection sheaves
- Overload protection
- Precise load placement within millimetres



T-500 Series



TU Series

WIRE ROPE FOR ALL TIRFORS SOLD SEPARATELY

Model No.	*Lift WLL (kg)	*Pull WLL (kg)	Wt (kg)	Wire Rope Wt @ 20 metre (kg)	**Rope (mm) OD	Wire Rope UTS (kg)	Dimensions (mm) LxWxH	Handle Dimensions (mm) Open/Closed	Replacement Safety Shear Pin	Rope 20 metre & Reeler Model No.
T-508D	800	1,333	6.6	6.1	8.3	4,000	420x250x59	690/400	29506	1959
T-516D	1,600	2,666	13.5	13.1	11.5	8,000	530x315x127	1150/650	29516	2059
T-532D	3,200	5,333	24.0	26.6	16.3	16,000	620x355x130	1150/650	41206	2379
TU-8	800	1,333	8.4	6.1	8.3	4,000	527x265x108	770-510	8836	1959
TU-16	1,600	2,666	20.0	13.1	11.5	8,000	660x330x140	1190-680	8836	2059
TU-32	3,200	5,333	27.0	26.6	16.3	16,000	676x330x156	1190-680	6866	2379

* SAFETY FACTORS: 5:1 LIFTING & 3:1 PULLING unless otherwise nominated or required

** BENDING RADIUS: Wire rope bending radius is to be greater than 12 x the diameter (12 x 11.5mm = greater than 138mm)

NOTE: • Hydraulic operated Tirfor hoists are also available in 1600 and 3200kg capacities, refer next page for more detail.

- Longer length wire rope on reeler or drum available upon request.

D WINCHES

www.specialisedforce.com.au

TUH SERIES SUPERTIRFOR HYDRAULIC TIRFOR WINCH



The Tractel TUH Series Hydraulic Tirfor® machines are portable motorised hoists used with maxiflex wire rope.



TU 16 H



TU 32 H

FEATURES

- Can be used to lift, pull and position loads over great distances depending on the wire rope length.
- Suitable for use in numerous configurations and are the ideal solution for use in professional applications.
- Operated by a hydraulic cylinder powered by either an electrical power pack or a petrol motor power pack.

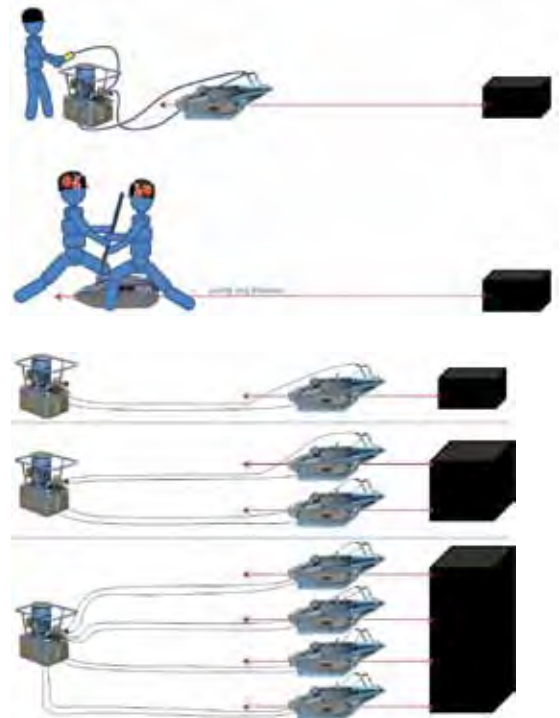
NOTE: The load capacity of the Tirfor® system can be increased by using sheave blocks.

- Multiple machines can be operated by a single operator.
- Systems can be operated at a distance.
- No operator fatigue.

CAPACITY

By using the sheave block technique, the capacity of the Hydraulic Tirfor® can be increased by a factor of 2, 3, 4 or more.

- They can be used to lift, pull and position loads over great distances depending on the wire rope length.
- This special mechanism maintains a constant lifting or pulling capacity.



CONFIGURATIONS

The Hydraulic Tirfor® can be used in various configurations, up to 4 hoists at the same time.

Model No.	Capacity (kg)	Length (mm)	Height (mm)	Thickness (mm)	Rope (mm OD)	Forward Operation (m/min)			Reverse Operation (m/min)			Hydraulic Power Pack			
						Conf1	Conf2	Conf3	Conf1	Conf2	Conf3	1 way(kg)	2 way(kg)	3 way(kg)	Dimensions of Power Pack (mm)
TU 16 H	1600	788	360	185	11.5	2	1.5	0.75	2.3	2	1	43.5	44.1	45.1	460 x 550 x 500
TU 32 H	3200	1070	430	204	16.5	0.7	0.35	0.17	1.6	0.8	0.4	43.5	44.1	45.1	460 x 550 x 500

NOTE: Special Pumps are Required to Operate – Contact Specialised Force for More Information.





SPECIALISED FORCE
HYDRAULIC TOOLS &
SPECIALISED EQUIPMENT
PTY. LTD.

Underground Cable Pulling



www.specialisedforce.com.au



E. UNDERGROUND PULLING

152–203

SOCKS – CABLE PULLING GRIPS	152
SWIVELS & QUICK LINKS – DCD	156
SWIVELS – BREAKAWAY & CONNECTORS – ROPE TO ROPE – DCD	157
CONNECTOR – ROPE TO SWIVEL – DCD	158
PULLING EYE – REUSABLE & CRIMP – HEARTHILL	159
ROPE & TWINE – POLYPROPYLENE	160
ROPE – DOUBLE BRAIDED COMPOSITE – PELICAN ROPE	161
ROPE – HIGH STRENGTH DYNEEMA – PELICAN ROPE	162
ROLLERS & GUIDES – TRENCH/MANHOLE – HEARTHILL	163
GUIDES – TRENCH/MANHOLE – HEARTHILL	164
ROLLERS & ACCESSORIES – UNDERGROUND – LANCIER	165
ROLLERS – CABLE TRAY & FEEDING – HEARTHILL	166
ROLLERS – TRENCH CORNER & SPARES – HEARTHILL	167
LIFTERS – MANHOLE COVER – LIFTPLAQ	168
LIFTERS – PIT LID	169
ROLLER & SHEAVES – HOOK – GREENLEE	170
SHEAVES – HOOK, TRIPLE & CONVEYOR – GREENLEE	171
GUIDES – CONDUIT FEEDING – HEARTHILL	172
SHEAVES, BELLMOUTHS & GUIDES – CONDUIT FEEDING – HEARTHILL	173
CONDUIT PROVING/CLEANING EQUIPMENT – HEARTHILL	174
CONDUIT LUBE/CABLE GEL & RUBBER SLUG – HEARTHILL	175
BLOWING EQUIPMENT	176
RODDERS – FIBREGLASS – HEARTHILL	178
RODDERS, FIBREGLASS – ACCESSORIES – HEARTHILL	179
TAPES – FIBREGLASS FISHING – GREENLEE	180
TAPES – NYLON FISHING & LEADERS – GREENLEE	181
TAPE – STEEL FISHING – GREENLEE	182
CABLE DRUM HANDLING – RAMP, TROLLEY & CADDY – HEARTHILL	184
CABLE DRUM HANDLING – LEVER & STANDS – HEARTHILL	185
CABLE DRUM HANDLING – SCISSOR LIFT STANDS – HEARTHILL	186
CABLE DRUM HANDLING – PORTABLE & SERVICE STANDS – HEARTHILL	187
CABLE DRUM HANDLING – HYDRAULIC JACK STANDS – HEARTHILL	188
CABLE DRUM HANDLING –HYDRAULIC JACK STANDS	189
CABLE DRUM HANDLING – "A" FRAME STANDS – HEARTHILL	190
STANDS – REEL/DRUM – OMAC	192
PULLING MACHINERY – UNDERGROUND – OMAC	194
ACCESSORIES – MACHINE – OMAC	196
WIRE ROPE – ANTI TWIST	197
ACCESSORIES – MACHINE – OMAC	198
WINDERS – HYDRAULIC – OMAC	199
STANDS – REEL – OMAC	200
TRAILERS – CABLE DRUM – HEARTHILL	201
PUSHER/FEEDER – CABLE – GREENLEE	202
PUSHER/FEEDER – CABLE – OMAC	203

HEAVY DUTY GRADED TUBULAR WEAVE

HDGW SERIES

Construction:

- Multi Ply
- Galvanised Strand
- Alloy Ferrule
- Soft Eye
- Copper Sleeving



HDGWCS
designed for
passage through
overhead
stringing rollers

HDGW Model No.	HDGWCS Model No.	To fit Cable Diameter (mm)	Grip Length (mm)	Ultimate Tensile Strength (UTS kN)	WLL (kN)
HDGW08	HDGW08CS	8-11	700	28	9.3
HDGW10	HDGW10CS	10-15	750	37	12.3
HDGW15	HDGW15CS	15-21	810	57	19.0
HDGW20	HDGW20CS	20-27	1040	73	24.3
HDGW27	HDGW27CS	27-35	1160	101	33.6
HDGW32	HDGW32CS	32-37	1160	101	33.6

Note: WLL (Working Load Limit) 3:1 recommended as a guide only.

HEAVY DUTY TUBULAR GRIP (MADE IN AUSTRALIA)

CHD SERIES

Construction:

- Double or Triple Ply
- Galvanised Strand
- Alloy Ferrule
- Soft Eye



Available in 316 stainless steel or with thimble eye on request

Model No.	To fit Cable Diameter (mm)	Grip Length (mm)	Ultimate Tensile Strength (UTS kN)	WLL (kN)
CHD1004	4-7	300	5	1.6
CHD1006	6-11	350	8	2.6
CHD1010	10-14	350	15	5.0
CHD1014	14-19	400	20	6.6
CHD1019	19-28	500	37	12.3
CHD1028	28-40	600	54	18.0
CHD1040	40-55	800	62	20.6
CHD1055	55-75	900	80	26.6
CHD1075	75-95	1000	180	60.0
CHD1095	95-120	1000	215	71.6

Note: WLL (Working Load Limit) 3:1 recommended as a guide only.

REFER PAGE 226–227 FOR FITTING INSTRUCTIONS

CABLE SOCKS - STANDARD TUBULAR CABLE GRIPS (MADE IN AUSTRALIA)

C SERIES – STANDARD



C1 Series¹

- Two Ply
- Galvanised Strand
- Alloy Ferrule
- Soft Eye

SOFT EYE - AL FERRULE Model No.	To fit Cable Diameter (mm)	Grip Length (mm)	Ultimate Tensile Strength (UTS kN)	WLL 3:1 (kN)*
C1010	10-14	350	5	1.7
C1014	14-19	400	9	3.0
C1019	19-28	500	15	5.0
C1028	28-40	600	24	8.0
C1040	40-55	800	35	11.7
C1055	55-75	900	62	20.7
C1075	75-95	1000	98	32.7
C1095	95-120	1200	133	44.3
C1120	120-150	1400	187	62.3
C1150	150-190	1600	283	94.3

¹ Copper ferrule C3 series available for reduced spark environments

* WLL (Working Load Limit) 3:1 recommended as a guide only.

S SERIES – OFFSET LACE-UP



S1 Series*

- Two Ply
- Galvanised Strand
- Alloy Ferrule
- Soft Eye



S7 Series

- Two Ply
- Stainless Steel Strand
- Stainless Steel Ferrule
- Stainless Steel Thimble Eye

SOFT EYE – ALLOY FERRULE Model No.	STAINLESS STEEL & THIMBLE Model No.	To fit Cable Diameter (mm)	Grip Length (mm)	Ultimate Tensile Strength (UTS kN)	WLL 3:1 (kN)*
S1014	S7014	14-19	500	9	3.0
S1019	S7019	19-28	600	15	5.0
S1028	S7028	28-40	800	24	8.0
S1040	S7040	40-55	900	35	11.7
S1055	S7055	55-75	1000	62	20.7
S1075	S7075	75-95	1200	98	32.7
S1095	-	95-120	1400	98	32.7

* WLL (Working Load Limit) 3:1 recommended as a guide only.

* Copper ferrule C3 series available for reduced spark environments

REFER PAGE 226–227 FOR FITTING INSTRUCTIONS

CABLE SOCKS - STANDARD TUBULAR CABLE GRIPS (MADE IN AUSTRALIA)

O SERIES – OFFSET EYE



O1 Series

- Two Ply
- Galvanised Strand
- Alloy Ferrule
- Soft Eye

O7 Series

- Two Ply
- Stainless Steel Strand
- Stainless Steel Ferrule
- Stainless Steel Thimble Eye

SOFT EYE - ALLOY FERRULE Model No.	STAINLESS STEEL THIMBLE Model No.	To fit Cable Diameter (mm)	Grip Length (mm)	Ultimate Tensile Strength (UTS kN)	WLL 3:1 (kN)*
O1010	O7010	10-14	350	5	1.7
O1014	O7014	14-19	400	9	3.0
O1019	O7019	19-28	500	15	5.0
O1028	O7028	28-40	600	24	8.0
O1040	O7040	40-55	800	35	11.7
O1055	O7055	55-75	900	62	20.7
O1075	O7075	75-95	1000	98	32.7
O1095	-	95-120	1200	133	44.3
O1120	-	120-150	1400	187	62.3
O1150	-	150-190	1600	283	94.3

* WLL (Working Load Limit) 3:1 recommended as a guide only.

D SERIES – DOUBLE EYE



D1 Series

- Two Ply
- Galvanised Strand
- Alloy Ferrule
- Soft Eye

D7 Series

- Two Ply
- Stainless Steel Strand
- Stainless Steel Ferrule
- Stainless Steel Thimble Eye

Model No.	Model No.	To fit Cable Diameter (mm)	Grip Length (mm)	Ultimate Tensile Strength (UTS kN)	WLL 3:1 (kN)*
D1010	D7010	10-14	350	5	1.7
D1014	D7014	14-19	400	9	3.0
D1019	D7019	19-28	500	15	5.0
D1028	D7028	28-40	600	24	8.0
D1040	D7040	40-55	800	35	11.7
D1055	D7055	55-75	900	62	20.7
D1075	D7075	75-95	1000	98	32.7
D1095	-	95-120	1200	133	44.3
D1120	-	120-150	1400	187	62.3
D1150	-	150-190	1600	283	94.3

* WLL (Working Load Limit) 3:1 recommended as a guide only.

REFER PAGE 226–227 FOR FITTING INSTRUCTIONS

CABLE SOCKS - STANDARD TUBULAR CABLE GRIPS (MADE IN AUSTRALIA)

SA & SG SERIES – DOUBLE EYE, LACE-UP



SA Series

- Two Ply
- Galvanised Strand
- Alloy Ferrule
- Soft Eye

SG Series

- Two Ply
- Stainless Steel Strand
- Stainless Steel Ferrule
- Stainless Steel Thimble Eye

Model No.	Model No.	To fit Cable Diameter (mm)	Grip Length (mm)	Ultimate Tensile Strength (UTS kN)	WLL 3:1 (kN)*
SA014	SG014	14-19	500	9	3.0
SA019	SG019	19-28	600	15	5.0
SA028	SG028	28-40	800	24	8.0
SA040	SG040	40-55	900	35	11.7
SA055	SG055	55-75	1000	62	20.7
SA075	SG075	75-95	1200	98	32.7
SA095	SG095	95-120	1400	98	32.7

* WLL (Working Load Limit) 3:1 recommended as a guide only.

TG SERIES - TRIPLEX



TG Series Triplex

- Two Ply
- Galvanised Strand
- Alloy Ferrule
- Soft Eye
- Three legs

Model No.	To fit Cable Diameter (mm)	Grip Length (mm)	Ultimate Tensile Strength (UTS kN)	WLL (kN)*
TG2840-1000	3 x 28-40	1000	24	8.0
TG4055-1000	3 x 40-55	1000	35	11.6

* WLL (Working Load Limit) 3:1 recommended as a guide only

REFER PAGE 226–227 FOR FITTING INSTRUCTIONS

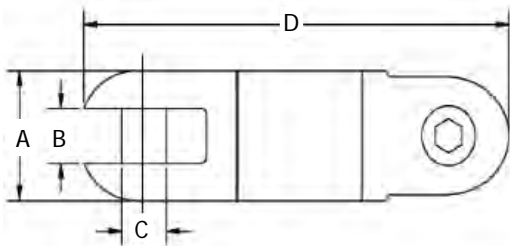
SERIES 00505 UNDERGROUND LINE SWIVELS (MADE IN CANADA)



SPECIFICATIONS

DCD Line Swivels are typically constructed with a thrust bearing for tensile load and a radial bearing for bending load.

They combine a high safe working load limit with a compact design. All sizes incorporate an oil seal and are manufactured from high strength stainless steel. Sizes 00505-020 and larger are supplied with a grease point for lubrication. This is particularly useful in overhead applications where high speed rotation is possible. All sizes of both types are pull tested to verify the 3:1 safety factor and all swivelling sizes are fully capable of rotation at full working load. Test certificates are available upon request.



Model No.	Safe Working Load (kN)*	Dimensions (mm)				Replacement Pin Model No.	Weight (kg)
		A	B	C	D		
00505-005	3.3	16	7.1	4.8	64	00005-SLT	0.06
00505-008	5.0	20	7.1	4.8	78	00008-SLT	0.12
00505-010	10.0	22	9.5	7.9	86	00010-SLT	0.15
00505-015	15.6	25	10.3	9.5	98	00015-SLT	0.23
00505-020	22.2	32	13.5	10.3	121	00020-SLT	0.45
00505-025	31.1	35	14.3	12.7	130	00025-HEX	0.63
00505-027	40.0	38	15.1	12.7	143	00025-HEX	0.77
00505-030	44.5	41	17.5	15.9	152	00030-HEX	0.95
00505-035	66.7	51	19.8	17.5	178	00035-HEX	1.70
00505-040	110.0	60	26.2	22.2	262	00040-HEX	3.50
00505-045	222.0	76	30.2	28.6	349	00045-HEX	7.70



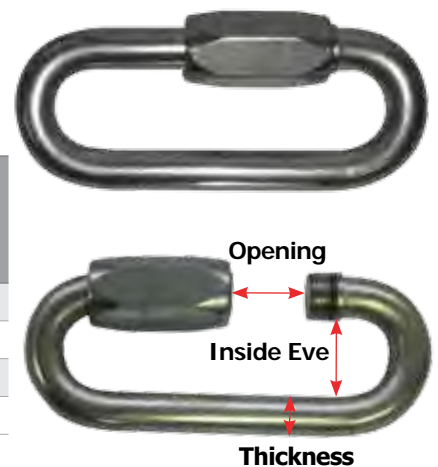
* The Safe Working Load is calculated at 3:1 safety factor

SERIES K600 QUICK LINKS (MADE IN EUROPE)

SPECIFICATIONS

Quality European design and manufacture, zinc plated high quality steel made to comply with standards EN362 & EN12275

Model No.	Length (mm)	Thickness of Material (mm) NOT NUT	Inside Eye Width (mm)	Opening (mm)	Suits DCD Swivel Model No.'s (and larger)	WLL* 5:1 (kg)	WLL* 3:1 (kg)	Break Load (kg)	Wt (kg)
K600.08.W	88	8	17.5	17.5	00505-010	650	1,083	3,250	0.10
K600.10.W	106	10	20.5	20.5	00505-015	1,000	1,667	5,000	0.15
K600.12.W	124	12	23.5	23.5	00505-020	1,250	2,083	6,250	0.26
K600.16.W	161	16	29.5	29.5	00505-030	2,500	4,167	12,500	0.63



*5:1 safety factor for lifting is printed on the unit, however for pulling applications only 3:1 safety factor is required (unless otherwise nominated)

BREAK-AWAY SWIVELS & FUSES (MADE IN CANADA)

The purpose of this product is to protect the utility being installed from overload.

Typically, they would be used during the installation of fibre optic cable or very small gas ducting where the connector can be pre-set to breakaway at a predetermined load, thus protecting the fibres or the duct. The breakaway pins may be changed to allow the same connector or swivel to be used with a variety of different breakaway pins.



Model No.	Dimensions (mm)							Max Pin WLL (kg)	Use Breakaway Pin Type	WT (g)
	A	B	C	D	E	F	G			
00550-005	15.9	7.1	4.7	17.4	6.3	69.8	82.5	307	A	80
00550-010	22.2	9.5	7.9	24.6	11.1	80.9	103.2	455	B	190
00550-020	31.8	13.5	10.3	32.5	13.5	114.3	141.3	1818	C	550

BREAKAWAY SWIVEL PINS FOR 00550 SERIES BREAKAWAY SWIVELS

Model No. (Kit=Qty 10 Pins)	Break Point ±10% (kN)	Colour Code	Model No. (Kit=Qty 10 Pins)	Break Point ±10% (kN)	Colour Code	Model No. (Kit=Qty 5 Pins)	Break Point ±10% (kN)	Colour Code
Type A (Swivel 00550-005)			Type B (Swivel 00550-010)			Type C (Swivel 00550-020)		
00555-002	0.88	WHITE	00535-002	0.88	WHITE	00555-013	6.09	WHITE
00555-0034	1.51	RED	00535-004	1.77	YELLOW	00555-018	8.00	GREEN
00555-004	1.77	YELLOW	00535-006	2.66	ORANGE	00555-020 ³	8.89	BLUE
00555-0045	2.00	BLUE	00535-008	3.55	GREY	00555-027 ²	12.01	BLACK
00555-006	2.66	ORANGE	00535-010	4.44	RED	00555-036	16.01	YELLOW
00555-007 ⁴	3.00	BLACK				00555-040 ¹	17.79	RED

Suits Type of Cable;

- ¹ 300mm² - 500mm, 3 Core + 300mm Triplex (11kV)
- ² 95mm-300mm², 3 Core (11kV)
- ³ 630mm² Single Core Cu (11kV) + LV Unarmoured Cables
- ⁴ 300mm² XLPE Single Core or smaller

ROPE TO ROPE CONNECTORS

The Rope to Rope Connectors are used to connect two ropes of up to 22mm diameter. The entire product, including sheaves, is manufactured from Stainless Steel. Replacement sheaves are available by contacting your nearest Specialised Force Branch.

Model No.	WLL (kN)	Diameter (mm)	A (mm)	B (mm)	C (mm)	D (mm)	Weight (kg)
00521-020	66.7	16	44.45	19.5	17.5	123.8	0.7
00521-035	66.7	22	50.8	23.8	17.5	139.7	1.23
00521-040	111.2	22	61.1	25.4	22.2	157.9	2.04

* WLL (Working Load Limit) 3:1 recommended as a guide only



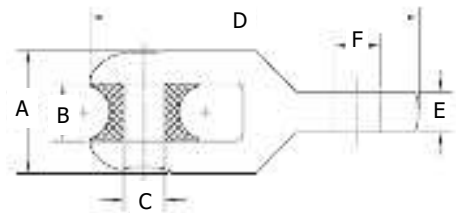
E UNDERGROUND PULLING

www.specialisedforce.com.au

ROPE TO SWIVEL CONNECTORS (MADE IN CANADA)



This product is used to connect a swivel to pulling rope. The entire product, including sheave, is manufactured from Stainless Steel. Replacement sheaves are available by contacting your nearest Specialised Force Branch.



Model No.	WLL (kN)	Max. Rope Dia. (mm)	Dimensions (mm)						Weight (kg)	Fits Line Swivel
			A (mm)	B (mm)	C (mm)	D (mm)	E (mm)	F (mm)		
00522-025	31.1	22.2	50.8	23.8	17.5	134.9	12.7	13.4	0.9	00505-020 00505-025 00505-027
00522-035	66.7	22.2	50.8	23.8	17.5	136.53	16.6	19.0	1.0	00505-030 00505-035
00522-040	133.44	22.2	50.8	23.8	17.5	136.53	16.6	7.9	1.7	00505-040

* WLL (Working Load Limit) 3:1 recommended as a guide only



E UNDERGROUND PULLING

www.specialisedforce.com.au



PULLING EYES

Pulling Eyes

Many sizes and types available, suitable for: Cu & Al (Telecomm/Utility); Stranded Cu/Al wires in all sizes; Single Core, 3 Core; XLPE Insulated (HV & LV); Gel-filled (Telecommunication) cables, Fibre Optic and Pressurised Cables.



CEC Type (without spike for single core)
CHE Type (with spike for multi core)



CGP5 Type
(with gel port, for gel filled)



RPE Type
(re-usable type with optional sleeve)

CRIMPING KIT

Standard Hand Kit includes;

- Rope Crimping Block & Retaining Ring (CDB-100 [<120] or CDB-150 [>120] and CRR-120 for CDB-100, CRR-150 for CDB-150)
- Hydraulic Ram Cylinder (RG-106)
- Hydraulic Hose with Couplers & Dust Caps (HPS-0602CB)
- Hydraulic Hand Pump with Gauge (P-235, FGA-1 & PG-63)



Additional Required Items;

- Push Rod, 1 Required for each Crimp Die* (CDBPR)

* **NOTE** – Crimper Dies and Crimper ropes Sold Separately in Size Ranges

(Electric pump kit with pendant hand control or foot switch also available upon request)

RE-USABLE PULLING EYES



SINGLE CORE

MULTIPLE CORE

Reusable pulling eyes for pulling underground cables. Available in single and multiple core versions. Conical wedge included for pulling single core cables and have standard sleeve lengths which are a maximum of 300mm ID.

Model No.	Core	Core Size (mm) OD
RPE-1015	Single	10-15
RPE-1520	Single	15-20
RPE-2025	Single	20-25
RPE-2530	Single	25-30
RPE-3035	Single	30-35
RPE-3540	Single	35-40
RPE-4045	Single	40-45
RPE-4550	Single	45-55
RPE-5055	Single	50-55
RPE-5560	Single	55-60
RPE-6065	Single	60-65
RPE-6570	Single	65-70
RPE3-1015	Triple	10-15
RPE3-1520	Triple	15-20
RPE3-2025	Triple	20-25
RPE3-2530	Triple	25-30
RPE3-3035	Triple	30-35
RPE4-1015	Quad	10-15
RPE4-1520	Quad	15-20
RPE4-2025	Quad	20-25
RPE4-2530	Quad	25-30
RPE4-3035	Quad	30-35

Custom sizes available.

SUB SURFACE TELECOMMUNICATION HAULING ROPE



MEDIUM ROPES FOR SMALL/MEDIUM CABLES INTO MAIN DUCTS

6mm PP Rope Blue/Yellow

- Telstra certified product
- Tangle free uncoiling to coil end, no waste
- Available in 400m coils
- App Break Force of 602kg
- Weight 7kg per coil, 45 coils to a pallet
- "Parramatta Rope"

Model No.: ROS0614 (400m)



AQUATEC ROPE

Polypropylene Aquatec Rope - 3 Strand Medium Lay

- 16mm OD x 250m long roll
- Excellent abrasion and shock load resistance
- High tenacity, strength to weight ratio
- UV resistant with excellent weathering properties
- Acid and Alkaline resistance
- Excellent for knotting and splicing
- Not affected by water
- 4,500kg Breaking Strain (1,500kg WLL)

Model No.: AQ16G (250m)



JETLINE/MOUSING LINE/BLOWING TWINE

Paktwine Premium Lashing

- Manufactured from Virgin PP for high strength and durability
- 2830 tex 1/350, available in 2 x 1300m spools per pack
- Applied break force of 110kg
- Supplied in white colour, soon to be supplied in orange

Model No.: LAS0111M



HIGH FORCE COMPOSITE-DOUBLE BRAIDED CABLE PULLING ROPE (MADE IN USA)



With shock absorption properties similar to nylon and a higher tensile strength than either nylon or polyester, this rope offers even balance and excellent resistance to abrasion, sunlight and most common chemicals.

DETAILS

- Double-braided inner core with double-braided outer jacket
- Rot and mildew resistant.
- Factory spliced eyes at both ends.
- Lowest stretch
- Select a rope with a maximum rated capacity that meets or exceeds the cable Puller's maximum capacity.
- White rope with green tracer for easy identification
- Supplied on heavy-duty plastic or wooden reel



Spliced Eye C/W Chafe Guard Each End



SPECIFICATIONS

Model No.	Rope Diameter	Rope Length	Average Breaking Strength*	Weight
	mm	m	kN	Kg
4N-180-03S	14.3	91	54.6	12.7
4N-180-06S	14.3	182	54.6	28.6
4N-180-12S	14.3	365	54.6	59.0
4N-240-03S	19.1	91	114.5	26.3
4N-240-06S	19.1	182	114.5	51.3
4N-240-12S	19.1	365	114.5	104.3
4N-240-001	19.1	500	114.5	142.9
SUITS GREENLEE 6001-22 CABLE PULLER				
4N-280-03S	22.2	91	134.1	40.8
4N-280-06S	22.2	182	134.1	80.7
4N-280-12S	22.2	365	134.1	163.3
4N-280-001	22.2	500	134.1	223.7
SUITS GREENLEE 6800-22 CABLE PULLER				

* Working Load Limit is 5:1 for Lifting and 3:1 for Pulling applications of "Break Strength" unless otherwise specified by manufacturer, local authority, procedure or guideline

NOTE: Longer rope lengths available on request

**HIGH TECH UTILITY CABLE PULLING &
STRINGING ROPE (MADE IN USA)**



HIGH STRENGTH 12-STRAND DYNEEMA – the world’s strongest fibre

All DYNEEMA Ropes are light blue urethane coated for extra abrasion resistance

This high performance rope is the first choice of top Industrial and Utility professionals

Unaffected by Oil and Common chemicals, this high strength rope is easily spliced, exhibits low flex fatigue, near zero creep, excellent abrasion resistance with a low elongation-to-break ratio. Load sharing and staggering failure built in can eliminate dangerous backlash.

Dyneema is Kilo for Kilo, **10 times stronger than steel and 33% lighter than Nylon with over 3x the strength of Polyester** or Nylon. Additional protection is provided by our urethane coating, Eyes are professionally hand-Spliced along with polyester chafe guards. Break strength remains constant in wet or dry conditions making this the perfect choice for cable pulling and stringing operations mooring and towing lines, offshore positioning ropes, yachting lines, commercial fishing ropes, round-slings and tree climbing lines. With a specific gravity of 0.98, this rope floats!



DETAILS

- Low Flex Fatigue
- Near Zero Creep
- High UV resistance
- Floats on Water
- Eliminate Backlash
- 6% Elongation at Break
- Excellent Abrasion Resistance
- 3x Stronger than Polyester or Nylon

SPECIFICATIONS*

Model No.	Rope Dia. (mm)	Break strength* (kg)	Weight per 30m (kg)
7DP-120	9.5	5,227	1.18
7DP-100	7.9	8,181	1.64
7DP-140	11.1	10,900	2.09
7DP-160	12.7	13,636	2.90
7DP-180	14.3	17,272	3.40
7DP-200	15.9	23,181	4.10
7DP-240	19.1	28,181	5.85
7DP-280	22.2	40,909	8.45
7DP-320	25.4	50,000	10.00

IMPORTANT INFO

For UG pulling applications we recommend a double braided outer jacket be applied. This protects your quality rope from dirt ingress, cuts and abrasions. Double braided covers are also required for gripping on capstan style drums, Dyneema can only be used on a capstan style winch with a double braided cover.

*** Working Load Limit is 5:1 for Lifting and 3:1 for Pulling applications of "Break Strength" unless otherwise specified by local authority, procedure or guideline**


E UNDERGROUND PULLING

www.specialisedforce.com.au



FLAT, GROUND & RAISED ROLLERS

All units chrome zinc plated finish and choice of polypropylene or aluminium roller.



FGR/FGRA Series Flat Ground Roller

Small and cost effective unit to use in flat conditions. The frame features three holes either side for mounting to walls or cable trays, etc.



NTR/NTRA Series Flat Trench Roller

A durable trench roller guide that can also be turned on its side for corner pulls. The roller is placed behind the direction of pull and is offset from centre to reduce the possibility of tipping forward during pulling operations.



RTR/RTRA Series Raised Trench Roller

This trench roller guide is designed for instances where an existing cable or conduit is in place. The roller is placed behind the direction of pull and is offset from centre to reduce the possibility of the roller tipping forward during pulling operations.

Model No.	Dimensions (mm)	Roller Type	Replace Roller Model	WLL* (kg)	Max Cable (mm OD)	Weight (kg)
FGR-140	250 x 240 x 130	Polypropylene	PR-140	500	150	1.80
FGRA-140	250 x 240 x 130	Aluminium	ALR-140	1000	150	3.20
FGRA-205	285 x 240 x 150	Aluminium	ALR-205	1500	195	5.10
NTR-120	330 X 170 X 150	Polypropylene	PR-140	500	150	1.20
NTRA-120	330 X 170 X 150	Aluminium	ALR-140	1000	150	2.80
NTRA-205	330 x 225 x 170	Aluminium	ALR-205	1500	195	5.00
RTR-140	330 x 220 x 250	Polypropylene	PR-140	500	150	2.10
RTRA-140	330 x 220 x 250	Aluminium	ALR-140	1000	150	3.10
RTRA-205	330 x 270 x 250	Aluminium	ALR-205	1500	195	5.30

*WLL 2:1 Safety Factor

ALR Series: Aluminium roller with sealed bearings to suit cables up to ø150mm (ALR-140) & ø195mm (ALR-205).

PR-140: Plastic roller with bearings to suit cables up to ø140mm.

CURVED & CORNER TRENCH ROLLER GUIDES

Solid construction trench roller guides for manholes with provisions to peg the units down. Rollers supplied with twin internal bearings. Zinc plated finish on all units.



TRGM-140-3A45

45° Curve



TRGM-140-900R

45° Curve - Large



TRGM-140-4A90

90° Corner (Adjustable rollers, can be set on side)

Model No.	Dimensions (mm)	Angle (°)	Bend Radius (mm)	No. of Rollers	Max Cable (mm OD)	Weight (kg)
TRGM-140-3A45	590 x 230 x 220	45	500	3	150	9.60
TRGM-140-900R	820 X 230 X 245	45	900	4	150	12.50
TRGM-140-4A90	690 x 690 x 200	90	-	4	150	15.00



MANHOLE ROLLER GUIDE

These manhole roller guides can sit either on top of the manhole edge or even be set up in the manhole for corner pulls. Rollers supplied with sealed bearings and will suit cables up to 150mm in diameter (replacement roller only AL-140). Chrome zinc plated finish.



TRGM-100
Single Roller



TRGM-100-2
Twin Roller



TRGM100-3
Triple Roller

Model No.	Dimensions (mm)	Roller Type	No. of Rollers	Max Cable (mm OD)	Weight (kg)	WLL (kg)
TRGM-100	300 X 200 X 205	Aluminium	1	150	5.30	1000
TRGM-100-2	420 X 200 X 195	Aluminium	2	150	7.60	1000
TRGM-100-3	420 X 200 X 220	Aluminium	3	150	11.50	1000

PMCG & PMRG SERIES PIVOTING MANHOLE GUIDES

Pivoting manhole cable guide which uses a slipper or roller to allow easy passage of cable laying and centre. Chrome zinc plated finish on all units.



PMCG Series
Pivoting Slipper Guide



PMRG Series
Pivoting Roller Guide



Model No.	Dimensions (mm)	No. of Rollers	Max Cable (mm OD)	Weight (kg)
PMCG-080	380 x 200 x 210	-	-	4.00
PMCG-100	390 x 200 x 240	-	-	4.60
PMCG-125	420 x 200 x 270	-	-	5.00
PMCG-150	450 x 200 x 280	-	-	5.60
PMRG-080	450 x 200 x 310	3*	105	9.40
PMRG-140	450 x 200 x 310	3*	150	11.70

* Replacement roller ALR-115 suitable for 105mm OD cables

E UNDERGROUND PULLING

www.specialisedforce.com.au

LIGHT WEIGHT UNDERGROUND CABLE ROLLER

Underground cable roller for the installation of power or communication cables.



FEATURES

- Quality German made
- Lightweight polypropylene frame
- Lightweight and shock resistant
- For up to 132mmOD cable
- Sealed ball bearings
- Multiple function design with interlocking stake holes
- Shaped for interlocking storage



Model No	Description	WLL (kg)	Dimensions LxWxH (mm)	Max Cable OD (mm)	Weight Each (kg)
14211	Plastic Cable Roller	500	345x229x195	132	2.2

STACKABLE GALVANISED STEEL CARRY FRAME

Strong steel frame for transportation and storage of 6 rollers.

Model No	Description	Dimensions (mm)	Weight (kg)
08255	Carry Cage for 6 x # 14211	400x250x750	6.0
14211-KIT	Carry Cage + 6 Rollers	400x250x750	19.2



RE-USEABLE ANCHOR PINS

- Used to secure rollers into the ground.
- Comes with off-set pull ring so it does not get damaged by hammering into the ground. All made from steel with zinc plating (shown below shown painted).

Model No	Description	Dimensions (mm)	Weight (kg)
01280	Anchor Pin c/w Pull Ring	800x16	1.1



E UNDERGROUND PULLING

www.specialisedforce.com.au



CABLE TRAY ROLLERS (ALL ROLLERS HAVE ROLLER BEARINGS)



Model No.	Description	Roller Size mm	Roller Type	Weight kg
CTR-140	CABLE TRAY ROLLER GUIDE	150mmOD Max Cable, 600mm rung arms	Nylon	3.4
CTRA-140	CABLE TRAY ROLLER GUIDE	150mmOD Max Cable, 600mm rung arms	Aluminium	4.8
CTR-50	CABLE TRAY ROLLER, BI-DIRECTIONAL	Cable up to 60mm OD	Plated	5.1
CTR-60C-5R	CABLE TRAY ROLLER	5 Tube Rollers 80mm Cross Section WLL 200kg 3:1 Safety Factor	Plated	4.7
CTR-165X	CABLE TRAY ROLLER	165mmOD Max Cable	Plated	7.0
CTR-360	CABLE TRAY ROLLER	42 x100mm Roller	Plated	3.6
CTR500-15R	90° Angle with Vertical & Horizontal Rollers		Plated	15.0

LONG FEEDING TRENCH ROLLER GUIDES

These units are ideal as a run off roller for large cable installations. All rollers have bearings.



Model No.	Dimensions (mm)	Angle (°)	Roller Length (mm)	No. of Rollers	Rollers (mm OD)	Weight (kg)
TRGM-1000	1010 x 250 x 155	0	1,000	1	76	17.60
TRGM-700	890 x 220 x 320	0	700	1	100	8.00
TRGM1000-2R	1080 x 125 x 535	45 (2x)	640	2	33	15.00



TCR SERIES TRENCH CORNER ROLLERS

Hearthill's TCR series are manufactured with mild steel components to ensure a long lasting durability for heavy cable hauling. Complete with pressed sealed bearings in rollers. These units will dramatically reduce the friction and drag around all bend radiuses depending on the configuration. The TCRI-60-230 is the inverted trench corner roller which eliminates cables riding up on the standard TCR. Zinc plated finish and supporting frame features laser cut holes for bolting down.



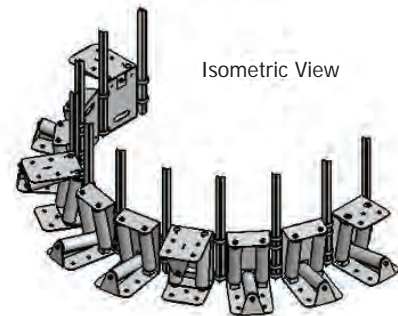
TCR60-230
Standard



TCRI60-230
Inverted



TCR78-300
For Larger Cables



Isometric View

Model No.	WLL (kg)	Dimensions (mm)	Type	No. of Horizontal Rollers	No. of Vertical Rollers	Rollers (mm OD)	Weight (kg)
TCR60-230	2,000	320 x 305 x 290	Standard	2	1	60	9.70
TCRI60-230		320 x 305 x 290	Inverted	1	2	60	10.30
TCR78-300		330 x 165 x 330	Large	1	1	60	13.80

Star picket guides are welded onto TCR60-230/TCRI60-230 and dynabolt holes on TCR78-300 for easy installation. Star pickets are optional extras and are supplied at 600mm long, Model No. SP-600.

ROLLER & SPARE PARTS

Roller Spares for Hearthill Underground Equipment


PLEASE NOTE: Specialised Force supplies a full range of accessories please contact your nearest branch for other items not shown



Spare Rollers



VARIOUS ALUMINIUM ROLLERS INCLUDING BEARINGS



VARIOUS STEEL ROLLERS INCLUDING BEARINGS



VARIOUS NYLON/PLASTIC ROLLERS

Custom sizes available.

GATIC PIT LID LIFTERS

Gatic Lifters		
Image		
Model No.	31351	28871
Description	D-HANDLE GATIC LID LIFTER	LONG HANDLE GATIC LIFTER
Dimensions (mm)	200 x 200 (h x w)	900 long
Weight (kg)	2.1	2.1
Features	<ul style="list-style-type: none"> • Used for breaking the seal on Gatic® lids • Heavy duty cast construction • D-Handle lifters should be used to break seal prior to lifting lid 	<ul style="list-style-type: none"> • Medium duty, round handle • Suits all Gatic® style lids • Drop forged Gatic® bolt • All steel product • Fully welded construction • Zinc coated • Best used in pairs

PIT & PILLAR TOOLS & ACCESSORIES



Pit & Pillar Accessories



Model No. PB-100 PIT LID SEAL BREAKER	Model No. PK-500 PIT LID LIFTER	Model No. PS21-26 PILLAR SPANNER 21 & 26mm
---	---	--

E UNDERGROUND PULLING


www.specialisedforce.com.au

HOOK SHEAVES 35.8kN WLL (MADE IN USA)

- Can be used with Greenlee.
- Strong, welded steel frames.
- Forged steel closure type hooks with 25.4mm opening.
- Sheaves are aluminium alloy with self-lubricating bearings.



Model No.	Greenlee Model No.	OD (mm)	Inside Radius (mm)	Width (mm)	Weight (kg)	WLL (kN)
00872	8012	305	98	127	12.7	35.8
00873	8018	458	178	152	19.9	35.8
00874	8024	610	251	165	30.3	35.8



SPARE PARTS

Sheave Model No.	00872	00873	00874
Diameter (mm)	305	458	610
Description of Part	Model No.	Model No.	Model No.
Roll Pin	50700	50700	50700
Sheave Pin	00838	00846	00850
Sheave Pin Clip 50302	50302	50302	50302
Sheave Unit	00843	00844	00845
Yoke Frame	00854	00855	00856

THESE SHEAVES IDEAL FOR WORKING WITH GREENLEE ELECTRIC CABLE PULLERS. USE ROLLER SUITABLE FOR MACHINE CAPACITY, REFER PAGE 136

HOOK SHEAVES (MADE IN USA)

- Strong, welded steel frames.
- Forged steel closure-type hooks with 25.4mm opening.
- 127mm wide aluminium alloy sheaves with self-lubricating bearings.

Model No.	Greenlee Model No.	OD (mm)	Inside Radius (mm)	Sheave Width (mm)	Weight (kg)	WLL (kN)
15324	650	152	38	127	4.0	17.8
15325	651	305	84	127	6.8	17.8
15326	652	457	178	127	11.3	17.8
15327	653	610	249	127	15.9	17.8

SPARE PARTS

Sheave Model No.	15324	15325	15326	15327
Diameter (mm)	152	305	457	610
Description of Part	Model No.	Model No.	Model No.	Model No.
Sheave Pin	16797	16797	16797	16797
Sheave Pin Clip (2)	50302	50302	50302	50302
Sheave	15362	15358	15363	15364
Sheave Bushing (2)	16798	16798	16798	16798
Yoke Frame	16799	16800	16801	16802



Model No. 17265 RIGHT ANGLE TWIN YOKE SHEAVE (MADE IN USA).

- Strong welded steel yokes.
- Forged steel closure type hook with wide aluminium alloy sheave with self-lubricating bearings.
- Yokes rotate independently to fit various setups.



17265

SPARE PARTS

Description of Part	Model No.
Sheave Pin	17266
Sheave Pin Clip (2)	50302
Sheave	15364
Sheave Bushing (2)	16798
Yoke Frame	17299

Model No.	17265
Greenlee Model No.	639
Opening	25.4
Min Radius (mm)	249
Sheave Width (mm)	127
WLL (kN)	17.8
Wt (kg)	20.4

Model No. 31569 TRIPLE SHEAVE CABLE GUIDE (MADE IN USA)

- Forged steel closure type hook with 38.1mm opening.
- Lightweight aluminium frame with adjustable centre sheave.
- Steel yoke is pinned for easy removal.



31569

Model No.	Greenlee Model No.	Height (mm)	Length (mm)	Width (mm)	Adjustable Centre Sheave Radius (mm)	Sheave Width (mm)	Weight (kg)	WLL (kN)
31569	6036	555	610	187	495/914	127	12.7	28.9

CONVEYOR SHEAVES

- Welded steel frame with a series of sheaves to form a large radius
- Yokes with cast steel closure-type hooks with a 25.4mm opening
- 127 mm wide aluminium alloy sheaves
- Use with any cable puller with maximum pulling force of 17.8kN

Model No.	Greenlee Model No.	Description	No. of Sheave Wheels	Max Pull Force (kN)	Wt (kg)
26368	4024	610mm Sheave	6	17.8	24.5
26369	4036	915mm Sheave	8	17.8	27.0
26370	4048	1220mm Sheave	10	17.8	38.0



REPLACEMENT PARTS	
19185	Yoke Frame
15362	Sheave with Bearings
19186	Sheave Pin
50302	Sheave Pin Clip
31573	Sheave Pin

THESE SHEAVES IDEAL FOR WORKING WITH GREENLEE ELECTRIC CABLE PULLERS. USE ROLLER SUITABLE FOR MACHINE CAPACITY, REFER PAGE 136



CS & CLS SERIES STANDARD & LOCKABLE CONDUIT SLIPPER GUIDE

Cable slippers protect cables from sharp corners of conduit during laying. They are robust and economical with much thicker material than the cheaper versions on the market. Zinc plated finish. CLS series are lockable.

Model No. *	Dimensions (mm)	Conduit Nom. OD (mm)	Bending Radius	Approx Equip OD (mm)	Weight (kg)
CS-050E	310 X 50 X 85	50	R100	42	0.50
CS-050T	310 X 50 X 85	50	R100	48	0.50
CS-063E	310 X 50 X 85	63	R100	48	0.50
CS-080	465 X 90 X 150	80	-	74	1.30
CS-100	560 X 110 X 180	100	R150	98	2.50
CS-125	720 X 140 X 230	125	R200	118	4.90
CS-150	750 x 160 x 250	150	R270	138	5.30
CLS-050E	310 x 130 x 150	50	R100	38	1.20
CLS-050T	310 x 130 x 150	50	R100	48	1.20
CLS-063	310 x 130 x 150	63	R100	48	1.20
CLS-080	410 x 160 x 250	80	R150	74	2.50
CLS-100	550 x 190 x 340	100	R200	98	4.60
CLS-125	680 x 220 x 410	125	R270	118	6.80
CLS-150	720 x 250 x 450	150	R270	138	7.20

* "T" for Telecommunications Conduit or "E" for Electrical Conduit



CS Series



CLS Series



ALWAYS MEASURE CONDUIT ID

E UNDERGROUND PULLING

www.specialisedforce.com.au



FEEDING SHEAVES & GUIDES

IFS SERIES IN-LINE BELL MOUTH

Placed inside conduit with "bell mouth" to aid with laying cables, also has spreader bolt to lock tight into conduit. Chrome zinc plated finish.

FS SERIES LOCKABLE FEEDING SHEAVES

Lockable feeding sheave with roller (115/140mmOD) to aid the entrance and exiting of cables through conduits.

FS-*-4R LOCKABLE MULTIPLE ROLLER GUIDE**

The quad roller is a multi-directional roller guide. This sheave has the added benefit of a hinged top roller for removal of cable and roller guide from conduit. Chrome zinc plated finish.

FS-*-4A90 LOCKABLE FEEDING SHEAVE WITH 4 ROLLERS IN 90° RADIUS**

Lockable angled guiding rollers for inside manholes are set at 90° with a radius of 450mm. Suitable for directional changes within a manhole. The support frame rests against the wall offering added strength should the pull require it. Zinc plated finish on all with lockable with tension bolt.



Image	Model No. *	Dimensions (mm)	Conduit Nom. OD (mm)	Approx Equip OD (mm)	Weight (kg)	
 <p>IFS Series</p>	IFS-050E	255 X 120 X 115	50	42	1.60	
	IFS-050T	255 X 130 X 115	50	48	1.60	
	IFS-063E	255 X 140 X 115	63	48	1.60	
	IFS-063T	250 X 155 X 110	63	60	1.70	
	IFS-080	250 X 200 X 140	80	74	1.80	
	IFS-100	250 X 220 X 155	100	98	2.80	
	IFS-125	250 x 240 x 165	125	118	3.20	
	IFS-150	250 x 260 x 175	150	138	4.40	
	 <p>FS Series</p>	FS-050E	370 X 160 X 180	50	38	2.90
		FS-050T	380 X 160 X 180	50	48	3.30
FS-063E		380 X 160 X 180	63	48	3.30	
FS-063T		380 X 160 X 180	63	60	3.30	
FS-080		370 X 170 X 200	80	74	3.50	
FS-100		390 X 190 X 210	100	98	5.60	
FS-125		390 X 200 X 220	125	118	6.10	
FS-150		400 X 230 X 230	150	138	6.40	
FS-200		460 X 280 X 320	200	190	13.90	
 <p>FS-***-4R Series</p>		FS-080-4R	360 x 200 x 170	80	74	5.20
	FS-100-4R	380 x 220 x 180	100	98	6.50	
	FS-125-4R	390 X 230 X 260	125	118	7.00	
	FS-150-4R	390 X 260 X 280	150	138	7.90	
	FS080-4A90	900 X 620 X 260	80	74	12.20	
	FS100-4A90	900 X 620 X 260	100	98	15.00	
	FS125-4A90	900 X 620 X 260	125	118	15.00	
	FS150-4A90	900 X 620 X 260	150	138	15.00	
	FS200-4A90	900 X 620 X 260	200	190	23.80	


* "T" for Telecommunications Conduit or "E" for Electrical Conduit



WBC SERIES WIRE CLEANING BRUSH

These wire brush cleaners are made with 22g wire strands and are complete with welded eyes at each end for pulling. For internal cleaning of ducts and conduits of debris. Galvanised finish.

Model No.	Dimensions OAL x W x H (mm)	Conduit Nom. OD (mm)	Brush Approx. OD (mm)	Wt (kg)
WBC-050	230 x 55 x 55	50	55	0.25
WBC-063	245 x 70 x 70	63	70	0.25
WBC-080	390 x 90 x 90	80	90	0.60
WBC-100	435 x 110 x 110	100	110	0.60
WBC-125	470 x 130 x 130	125	130	0.65
WBC-150	470 x 130 x 130	150	130	0.80
WBC-200	600 x 230 x 230	200	230	0.90



CRC SERIES CONDUIT RUBBER CLEANER

The Conduit rubber cleaner (or Squeegee) is manufactured with four rubber squeegees and a pulling eye at each end for hauling. Large debris should be removed first with WBC wire brush then with CRC to remove finer sediment like gravel and mud, etc. Zinc plated finish on metal components. For conduits below 80mm please specify whether it is to service a telecommunication or electrical conduit.

Model No. *	Dimensions OAL x W x H (mm)	Conduit Nom. OD (mm)	Cleaner Approx. OD (mm)	Wt (kg)
CRC-050E	160 x 46 x 46	50	46	0.25
CRC-050T	160 x 53 x 53	50	53	0.25
CRC-063E	160 x 58 x 58	63	58	0.25
CRC-063T	160 x 66 x 66	63	60.0	0.30
CRC-080	250 x 85 x 85	80	85	1.05
CRC-100	250 x 107 x 107	100	107	0.80
CRC-125	250 x 130 x 130	125	130	1.00
CRC-150	250 x 148 x 148	150	148	1.15
CRC-200	250 x 205 x 205	200	205	1.85



* "T" for Telecommunications Conduit or "E" for Electrical Conduit

DPM SERIES CONDUIT PROVING MANDRELS

Proving mandrels are used to test the circular integrity of a conduit after back filling. Made from high density polyethylene for long durability and inherent lubricity. Each DPM is assembled with galvanised wire rope and aluminium ferrules to create an eye at each end for fixing of rope for hauling.

Model No. *	Dimensions OAL x W (mm)	Conduit Nom. OD (mm)	Mandrel Approx. OD (mm)	Wire OD (mm)	Mandrel Length (mm)	Wt (kg)
DPM-014T	24 x 14	^	14	^	^	< 0.5
DPM-018T	30 x 18	^	18	^	^	< 0.5
DPM-024T	40 x 24	^	24	^	^	< 0.5
DPM-028T	45 x 28	^	28	^	^	< 0.5
DPM-032T	55 x 32	^	32	^	^	< 0.5
DPM-038T	60 x 38	^	38	^	^	< 0.5
DPM-050E	270 x 40	50	40	6	80	0.15
DPM-050T	270 x 47	50	47	6	80	0.15
DPM-063E	350 x 52	63	52	8	100	0.30
DPM-063T	350 x 60	63	60	8	100	0.35
DPM-080	500 x 74	80	74	10	180	0.95
DPM-100	500 x 90	100	90	10	180	2.00
DPM-125	565 x 118	125	113	12	245	2.85
DPM-150	565 x 130	150	130	12	245	3.20
DPM-200	600 x 184	200	184	12	280	4.50



* "T" for Telecommunications Conduit or "E" for Electrical Conduit

^ Specifications on demand

UNDERGROUND PULLING

www.specialisedforce.com.au



RS SERIES RUBBER SLUG

The Rubber slug is use to spread cable lubricant or gel through a conduit. Supplied in sizes to suit conduits from 50mm to 200mm. Zinc plated finish.

Model No. *	Dimensions OAL x W (mm)	Conduit Nom. OD (mm)	Slug Approx. OD (mm)	Wt (kg)
RS-050E	50 x 46	50	46	0.15
RS-050T	50 x 53	50	53	0.15
RS-063E	50 x 58	63	58	0.30
RS-063T	60 x 66	63	66	0.35
RS-080	80 x 85	80	85	0.95
RS-100	100 x 107	100	105	2.00
RS-125	100 x 130	125	130	2.85
RS-150	100 x 148	150	149	3.20
RS-200	170 x 205	200	205	1.05

* "T" for Telecommunications Conduit or "E" for Electrical Conduit



CABLE & FIBRE PULLING LUBRICANTS

Polymer-based, no silicon lubricant offers lower friction and easier pulling.

- Compatible with all cable insulation types.
- Cleans up quickly. Non-staining.
- Higher lubricity than competitive products.
- Will not cement itself to the pipe.
- Dries slowly.
- Can be applied by hand or pump.
- Will not break down or separate after exposure to heat or cold.
- Environmentally safe/non-hazardous.
- Completely soluble in water



Size examples



Model No.	Description	Volume (L)	Weight (kg)	Viscosity (CPS)	Ph Range	Average Cof
35211	Cable-Gel Squeeze Bottle	0.95	1	8,000 -12,000	7.0-8.0	0.18
35212	Cable-Gel Tub	3.79	3.9	8,000 -12,000	7.0-8.0	0.18
35213	Cable-Gel Bucket	18.93	20.4	8,000 -12,000	7.0-8.0	0.18

MSDS (Material Safety Data Sheet available upon request)

BLC SERIES BALLOON LINE CARRIERS

For use with blower (EBK).

Model No.	FOR CONDUIT (mm)
BLC-050	50
BLC-063	63
BLC-080	80
BLC-100	100
BLC-125	125
BLC-150	150
BLC-200	200



E UNDERGROUND PULLING

www.specialisedforce.com.au



ELECTRIC BLOWER KIT

This high volume, low pressure blowing system is used to blow a balloon type bag attached to a draw line or string down a conduit. The draw line is then used to pull a heavier hauling rope back to your start position. This system can easily rope a 100mm conduit 300-500 metres. Dual stage motors, 230VAC/50Hz Electric Power Blower. 1300W delivering approximately 3.5 cubic metres of air per minute.



E UNDERGROUND PULLING

EBK2-130K KIT INCLUDES:

- 1 x Blower EBK2-1300
- 5m x 50mm hose EBP-5M50
- 1 x Hand-Gun EBH-30
- 1 each Conduit Seal-Offs Refer below table for sizes

Model No.	DESCRIPTION
EBK2-130K	Complete Blowing Kit
EBK2-1300	Blower Unit Only (11.9kg)

Model No.	DESCRIPTION
ECS-12	Conduit seal off for 12 to 40mm
ECS-50	Conduit seal off for 40 to 70mm
ECS-110	Conduit seal off for 70 to 160mm
EG-3, EG-5, EG-7	Rope Grommets 3/5/7mm



Rope Grommets

CRB SERIES CONDUIT ROPE BLOWER

This pneumatic conduit seal off was designed so to eliminate the need for multiple size seal off plugs, the tapered head for allows use on 40-150mm conduit (170mm at largest point so suitable for 150mm conduit bell end). Suitable for blowing 6mm Tesltra rope (Parramatta) on longer runs or jet line or twine on smaller runs. Made from 316 grade stainless steel with solid polyurethane cone. It requires a large compressor to operate (2.1cm³ 75 CFM minimum) with 3/4" Claw Air Fitting (Minsup A). CRBA-125 has an angled end to tight spots or pits.

Model No.	Suits Conduit (mm)	Length (mm)	Weight (kg)
CRB-150	50-150	630	4.1
CRBA-125	40-125	550	3.2



CRBA-125



CRB-150



www.specialisedforce.com.au



CONDUIT SEAL OFFS & ROPING GUN

The air roping system is used when long distances of conduit or sub duct require a draw line to be installed. A standard compressor of around 175cfm/4.9cm3 or more is suitable for this job. The rubber seal offs are compressed inside the end of the conduits to avoid blow back and if further grip to the conduit is required additional rubber seal offs can be added to increase the hold on the ID of the conduit due to back pressure created with distance and water head pressure. Hand gun is complete with stainless steel ball valve, type-B connector and 3 x rope grommets to suit 3, 5 and 7mm draw lines. The connecting claw to the compressor hoses has the required safety feature for the locking clips. There are a series of seal offs ranging from 40-200mm whilst larger can be manufactured upon request.

Model No.	FOR CONDUIT (mm)
CSO-040	40
CSO-050	50
CSO-063	63
CSO-080	80
CSO-100	100
CSO-125	125
CSO-150	150
CSO-200	200



CSO-XXX
Conduit Seal Off



PRG-300
Pressure Roping Gun Shown with Seal Off (not included)
Rope Grommets

PRK-400 CONDUIT GUN KIT

Kit supplied with hand gun (PRG-300), 3 rope grommets and 50, 80, 100, 125 and 150 conduit seal offs.

Model No.
PRK-400 EG-3, EG-5, EG-7 (Rope Grommets 3/5/7mm)

Kit supplied with hand gun (PRG-300), 3 rope grommets and 50, 80, 100, 125 and 150 conduit seal offs.



OCCUPIED CONDUIT ROPE BLOWING GUN

Used for blowing Parramatta rope/Telstra rope or blowing twine/jet twine conduits already occupied with cables. Requires a large compressor to operate (2.1cm3 75 CFM minimum) with 3/4" Claw Air Fitting (Minsup A)

Model No.	OCSO-050E	OCSO-050	OCSO-100
Image			
Conduit Id	43mm	50mm	100mm
Weight	2.5kg		4.3kg
Dimensions	50 x 27 x 13cm		51 x 30 x 19cm

E UNDERGROUND PULLING

www.specialisedforce.com.au



CONTINUOUS FIBREGLASS RODS COILS

Continuous coils of fibreglass rod, ideal for long distance rodding of ducts or conduits.

The rod includes a 1mm tracer wire in the centre and a 1.5mm layer of UV stabilised polyethylene sheathing for added protection and durability.

The set comes complete with a stand fitted (the 9mm & 11mm are supplied with wheels**) and a drag brake for holding the rod during operation, a threaded male fitting and removable eye on the outward end and a fixed eye on the inner end. The 9mm & 11mm also include a joining kit which consists of 2 joiners, 1 replacement eye, threaded end, glue and fitting instructions.

SIZES AND LENGTHS (All Sizes Include Trace Wire)

Model No.	Description	Length (m)	Dimensions (mm)	Wt (kg)	Replacement Rod
FRD5-40*	5mm Fibreglass Rodder	40	415x190x450	4.7	FRR5-40
FRD5-80*	5mm Fibreglass Rodder	80	415x190x450	5.1	FRR5-80
FRD7-75*	7mm Fibreglass Rodder	75	650x250x800	8.3	FRR7-75
FRD7-125*	7mm Fibreglass Rodder	125	650x250x800	13	FRR7-125
FRD7-150*	7mm Fibreglass Rodder	150	650x250x800	16	FRR7-150
FRD9-150**	9mm Fibreglass Rodder	150	800x450x1050	31	FRR9-150
FRD9-200**	9mm Fibreglass Rodder	200	800x450x1050	37	FRR9-200
FRD11-200**	11mm Fibreglass Rodder	200	1000x500x1250	55	FRR11-200
FRD11-250**	11mm Fibreglass Rodder	250	1000x500x1250	64	FRR11-250
FRD11-300**	11mm Fibreglass Rodder	300	1000x500x1250	73	FRR11-300

* FREE STANDING

** INCLUDE SEMI-PNEUMATIC WHEELS



E UNDERGROUND PULLING

www.specialisedforce.com.au



ACCESSORIES – Available for 5mm, 7mm, 9mm & 11mm rods

Model No.	FEE-05 & FEE-7-11	SE9-11	RG-5, RG-7 & RG-9-11	ME-05, ME-07, ME-09, ME-11	JS-05, JS-07, JS-09, JS-11	SL-5, SL-7, SL-9, SL-11	FL9-11	PR040B
Description	Female End Fitting for 5, 7, 9, 11mm Rod	Swivel Eye for 9 & 11mm Rod	Roller Guide for 5mm, 7mm & 9-11mm Rod	Male End for 5, 7, 9 & 11mm Rod	Joiner for 5, 7, 9 & 11mm Rod	Spring Leader for 5, 7, 9 & 11mm Rod	Fibreglass Leader for 9 & 11mm Rod	Replacement Rollers for FRD9/11

JOINER FIXING KITS

Repair Kit Model No.	Rod OD (mm)	Each Kit Contains	
		QTY	Description
JK-05	5	2	Joiner Sleeves
JK-07	7	1	Male End Fitting
JK-09*	9	1	Female End Fitting with Eye
JK-11*	11	1	Fitting Instruction
		2	Epoxy Glue, Mixing Sticks & Sheets, Sandpaper Strips (Model No. FRDG)



*Joiner Fixing Kit Supplied as standard with 9mm & 11mm Rodders.

POLYCARBONATE HAND RODS – Available 22mm Diameter x 3m Lengths



Model No.	Description
PHR-223M	22mmOD Polycarbonate Hand Rods, 3m L, 0.9kg each. Fitted with M&F Brass End Couplers
PHR-22C	Plastic Hand Crank Rod
PHR-22F	Hand Rod Female Fitting
PHR-22FE	Female End with Eye
PHR-22M	Hand Rod Male Fitting
PHR-22ME	Male End with Eye
PHR-22FL	Bullet Leader Male
PHR-22ML	Bullet Leader Male
PHR-22GH	Grappling Hook Male Ends



All Accessories available as with the Fibreglass Rodders.

FIBREGLASS FISH TAPES

FEATURES

- Non-conductive fibreglass tape with patented low-friction coating for faster and easier fishing.
- Perfect for fishing in conduit with wire or cable present.
- Advanced comfort handle grip reduces fatigue.
- Superior rapid tape pay-out and rewind.
- Smaller Fish Eye with offset bend for improved fishing ability.
- Improved low profile tip for easy fishing through all sizes of conduit.
- Viewing Port gives visibility to remaining tape and ability to remove jobsite debris quickly.
- Rugged case design improves drop impact capability.
- Flared case with Grip Ridges for non-slip handling.
- Available in 15.2m, 30.5m, 61m and 76.2m lengths.
- Replaceable tips.
- Exclusive, unique, lightweight reel for easy positive feed out and rewind.
- Excellent for installation of telecommunications and data communication
- Cables in overhead cavities, above suspended ceilings and under floors.
- Fibreglass fish tape is the fastest manual fish tape available. It is intended for fishing only. Rope or line is recommended for pulling.



Model No. 12717



Model No. 35746



SPECIFICATIONS

Tape Size	4.3mm ø	4.8mm ø
Tensile Strength (kN)	1.3	1.7

Model No.	Description	Weight (kg)
12717	Fibreglass Fish Tape - 15.2 m x 4.3 mm	1.3
12718	Fibreglass Fish Tape - 30.5 m x 4.3 mm	1.5
35746	Fibreglass Fish Tape 61 m x 4.8 mm IN REEL STAND	7.2
05157	Replacement Fibreglass Tape - (NO CASE) 61 m	
35747	Fibreglass Fish Tape 76.2 m x 4.8 mm IN REEL STAND	7.7
05158	Replacement Fibreglass Tape - (NO CASE) 76.2 m	

ACCESSORIES

Model No.	Description
10565	Pulling Eye Repair Kit for 4.3mm Diameter Fish Tapes (Includes: pulling eye & adhesive)
35750	Accessory Kit for 4.8 mm Fish Tapes (Includes flexible pulling leader, flexible pushing leader, pulling eye, splice ferrule and threaded ferrule)
35908	4.3 mm Repair Kit (Includes threaded end ferrule, splice ferrule and pulling eye)
35909	4.8 mm Repair Kit (Includes threaded end ferrule, splice ferrule and pulling eye)
35919	4.3 mm Pulling Eye
35930	4.8 mm Pulling Eye

NYLON FISH TAPE & LEADER



FEATURES

- Co-extruded curl-resistant nylon fish tape fishes equally well in large and small conduit.
- High-impact nylon, one-piece handle for maximum durability, long life, and easy, comfortable use.
- Heavy-duty winder case.
- Nylon fish tape is intended for fishing only. Rope or line is recommended for pulling.

SPECIFICATIONS

Tape Size	4.8mm ø
Tensile Strength (kN)	1.1

Model No.	Description
12715	15.2 m × 4.8 mm diameter Nylon Fish Tape in 300 mm OD Winder Case
12716	30.5 m × 4.8 mm diameter Nylon Fish Tape in 300 mm OD Winder Case
12483	15.2 m × 4.8 mm diameter Nylon Fish Tape without Winder Case
12484	30.5 m × 4.8 mm diameter Nylon Fish Tape without Winder Case
01664	Tip (Requires hex crimp to install.)



FLEX-O-TWIST FLEXIBLE FISH TAPE LEADER

- Helps guide 3.2 mm steel tapes through sharp bends.
- Thread on the end of the fish tape in place of the swivel ball head.

Model No.	Description	Specifications
30859	305 mm Flexible Fish Tape Leader	Weight 0.6 kg



SPEEDFLEX FLEXIBLE FISH TAPE LEADER

- Silver-solder joint attaches to any 3.2 mm x 1.5 mm steel fish tape to provide a slim profile that fishes farther, faster.
- High-strength stainless steel cable is used for reliability and long life.
- Bevelled edges on the leader reduce the possibility of hang-ups when pulling wire.
- Several wires can be attached to the large pulling eye.

Model No.	Description	Specifications
14392	305 mm SPEED FLEX Leader (solder joint)	Weight 0.6 kg



E UNDERGROUND PULLING

www.specialisedforce.com.au

Refer page 182 & 183 for Steel Fish Tape

STEEL FISH TAPES



FEATURES

- Oil-tempered spring steel for excellent fishing performance.
- Dirt-free tape finish keeps hands cleaner during use.
- High-impact nylon, one-piece handle for maximum durability, long life, and easy, comfortable use.
- Large handle grip for greater user control.
- Self-tensioning case for easy tape winding.
- Wide impact-resistant rewinder case with viewports to ensure tape fit and retaining strap on inside to hold tape secure.



Model No. **28256**



Model No. **29045**



Model No. **07500**

All steel fish tapes have a maximum tensile strength of 1.7kN

Model No.	Description	WT (kg)
07500	15.2 m × 3.2 mm × 1.1 mm Steel Fish Tape in Winder Case	1.3
29045	19.8 m × 3.2 mm × 1.5 mm Steel Fish Tape in 210 mm Winder Case	1.2
28256	38.1 m × 3.2 mm × 1.5 mm Steel Fish Tape in 300 mm Winder Case	2.3
29046	73.2 m × 3.2 mm × 1.5 mm Steel Fish Tape in 300 mm Winder Case	3.2
30394	30.5 m × 6.4 mm × 1.5 mm Steel Fish Tape in 300 mm Winder Case	3.6
29047	19.8 m × 3.2 mm × 1.5 mm Steel Fish Tape without Winder Case	0.8
28257	38.1 m × 3.2 mm × 1.5 mm Steel Fish Tape without Winder Case	1.5
29048	73.2 m × 3.2 mm × 1.5 mm Steel Fish Tape without Winder Case	2.8
30395	30.5 m × 6.4 mm × 1.5 mm Steel Fish Tape without Winder Case	2.7
30396	61 m × 6.4 mm × 1.5 mm Steel Fish Tape without Winder Case, must be used without winder case	5.0

ACCESSORIES

Model No.	Description
29367	Swivel Ball Head for use on 3.2 mm steel fish tapes
05853	Ball Tip Male Half
30859	305 mm Flexible Fish Tape Leader
11081	210 mm Case / Handle Kit
11082	300 mm Case / Handle Kit

FLAT-STEEL FISH TAPE 6.4M WIDE

- Flat steel tape reaches easily above ceilings, under carpets, and through walls to install wire.
- 7.6 m long, extending your reach.
- Winder case with crank handle for easy, compact storage.

Model No.	Description	Weight (kg)
01696	7.6 m x 6.4 mm x 0.8 mm Steel Fish Tape	0.6



Model No. **01696**



SILVER STREAK® STAINLESS STEEL FISH TAPES - 3.2M WIDE

- Silver streak® comes with either 30.5 M or 61m of stainless steel fish tape. It's rust and corrosion-resistant, so it lasts longer and rewinds easier than ordinary tape. It won't leave a nasty residue, either.
- Equipped with speed flex™ leader silver-soldered onto the fish tape. Streamlined fish tape/leader connection and lightweight, flexible leader design combine to enable user to fish farther, faster.
- High-impact nylon, one-piece handle for maximum durability, long life, and easy, comfortable use.
- Large handle grip for greater user control.
- Self-tensioning case for easy tape winding.
- 1.7kN maximum design strength.



Model No. **06408** in 300mm OD Winder Case

SPECIFICATIONS

Model No.	Description	Weight (kg)
12711	30.5 m x 3.2 mm x 1.5 mm Stainless Steel Fish Tape in 300 mm Winder Case	2.3
12712	61 m x 3.2 mm x 1.5 mm Stainless Steel Fish Tape in 300 mm Winder Case	3.2
12480	30.5 m x 3.2 mm x 1.5 mm Stainless Steel Fish Tape without Winder Case and leader	
12481	61 m x 3.2 mm x 1.5 mm Stainless Steel Fish Tape without Winder Case and leader	
Accessories		
14392	305 mm SPEED FLEX Leader (solder joints)	
11082	300 mm Case / Handle Kit	
No leader on replacement tape		

FLEX-O-TWIST FLEXIBLE STEEL FISH TAPE

- Made of wound, multi-strand 4.8 mm diameter steel cable for strength and flexibility.
- Flexible...slips through lateral and vertical bends in the same run.
- High-impact, one-piece nylon handle for maximum durability, long life, and easy, comfortable use.
- Heavy-duty winder case.
- 2.2kN maximum design strength.

SPECIFICATIONS

Model No.	Description	Weight (kg)
30162	15.2 m x 4.8 mm ø Flexible Steel Fish Tape in 300 mm Winder Case	2.7
34002	30.5 m x 4.8 mm ø Flexible Steel Fish Tape in 300 mm Winder Case	4.5
29518	30.5 m x 4.8 mm ø Flexible Steel Fish Tape without Winder Case	4.1
Accessories		
11082	300 mm Case / Handle Kit	



Model No. **30162** (with 300 mm OD Case)



Australian made Cable Drum Handling equipment to accommodate all sizes and types of Drums, for workshop and worksite operation.

CABLE DRUM RAMPS Model No. DRR-1000

- Lightweight and transportable
- Folds flat for storage and transport
- Suits a wide range of Cable Drums 450-1,700mm in diameter
- Used in Industrial situation on flat ground
- Includes a safety bar, to stop the drum rolling off

Model No.	Description	Min/Max Drum Diameter (mm)	WLL (kg)	Weight (kg)
DRR-1000	CABLE DRUM RAMP	450/1700	1000	28 pair

Dimensions (mm)	1350 x 210 x 250 (LxWxH)
Folded Dimensions (mm)	750 x 210 x 250 (LxWxH)



DRR-1000 Shown Folded

CABLE DRUM TROLLEY Model No. CDT-500

- Lightweight and transportable
- Folds flat for storage and transport
- Four Mounting Positions Suits a range of cable drums
- Used in Industrial situation with powder coated finish
- Includes two pneumatic wheels and one solid plastic wheel with brake
- Axle and four retaining collars

Model No.*	Description	Usable Axle Length (mm)	Axle Diameter (mm)	Drum Diameter (mm)		WLL (kg)	Weight (kg)
				Min	Max		
CDT-500	CABLE DRUM TROLLEY	900	50	750 Lowest Position	1500 Highest Position	250	42

Dimensions (mm)	1745 x 1285 x 1000 (LxWxH)
Folded Dimensions (mm)	1340 x 1285 x 335 (LxWxH)

Optional winding handle model available with drum fixing arm



CDT-500 Folds Down for Storage & Transport



CABLE DRUM CADDY Model No. CDC-150

- Lightweight and transportable
- A combination of Rolled arches, self-lubricating Acetyl blocks and a cranking ratio of 7.9:1, aid with the lifting of cable drums
- Lifts drums up to 1200mm W x 950mm diameter
- Includes a Rubber/plastic wheel and two swivel wheels with brakes at the rear and 60mm Axle and two retaining collars

Model No.	Description	Max Drum Diam. (mm)	Max Drum Width (mm)	WLL kg	Weight Kg
CDC-150	CABLE DRUM CADDY	950	1200	150	40

Dimensions (mm)	1410 x 1300 x 855 (LxWxH)
-----------------	---------------------------



CDC-150



Australian made Cable Drum Handling equipment to accommodate all sizes and types of Drums, for workshop and worksite operation.

CABLE DRUM LEVER Model No. DL-150

- Lightweight and transportable
- Cable Drum Frame utilises a leverage of approximately 6:1 to aid with the lifting
- Lifts drums up to 1500mm OD x 1000mm wide
- Includes a 50mm Axle and two retaining collars
- Ideal for factory or workshop environment

Model No.	Description	Dimensions (mm)	Max Drum Diameter mm	Max Drum Width mm	WLL Kg	Weight kg
DL-150	CABLE DRUM LEVER	1780 x 1260 x 830 (LxWxH)	1400	970	150	25



ROPE STAND Model No. CRS-290

- Lightweight and transportable
- Folds flat for storage and transport
- Useable axle length 800mm
- Used in Industrial situation with powder coated finish
- Includes zinc plated axle 33mm OD

Model No.	Description	Dimensions (mm)	Drum Width mm		Weight kg
			Min	Max	
CRS-290	CABLE REEL STAND	1780 x 1260 x 830 (LxWxH)	SMALL BUILDERS CABLE DRUMS*		5.8

*Maximum 700mm

Dimensions (mm)	900 x 531 x 400 (LxWxH)
Folded Dimensions (mm)	900 x 531 x 140 (LxWxH)



ROPE CADDY Model No. CRC-600

- Lightweight and transportable
- Suitable for Workshop & Worksite applications
- Axle 90mm OD
- Complete with drum seated on grease able bearings, crank handle and two pneumatic wheels for mobility over rugged terrain
- Frame is powder coated, barrel zinc plated finish
- Manufactured with mandrel bent pipe work for maximum strength

Model No.	Description	Max Drum Width mm	Weight kg
CRC-600	CABLE DRUM CADDY	500	30

Dimensions (mm)	800 x 930 x 1090 (LxWxH)
Capacity	2,100m of 6mm rope, 1,300m of 8mm rope, 550m of 12mm rope, 320m of 16mm rope



CRC-600

ROPE STAND Model No. RS-2419

- Axle 50mm OD
- Simple but very rigid stand to suit drums of rope or cabling. C/W washer and snap lock pin to retain drums. Black powder coated finish

Model No.	Description	Dimensions (mm)	Max Drum Width mm	Max Drum OD mm	Weight kg
RS-2419	ROPE STAND	590 x 500 x 366 (LxWxH)	480	600	11.8

RS-2419
60Kg WLL



CABLE DRUM HANDLING – SCISSOR LIFT STANDS



Australian made Cable Drum Handling equipment to accommodate all sizes and types of Drums, for workshop and worksite operation.

CABLE DRUM SCISSOR LIFT MODEL No. SLS Series



SLS1-2T Shown with cable drums mounted

- Manoeuvrable and transportable
- Designed for rugged use
- Well suited for uneven ground as the individual lifting screws can be adjusted separately
- Sealed directional bearings (insert) aid the ease of lifting and lowering of cable drums
- Two stands with wheels for transportation, and placement collars to retain drums and a ground joining bar for rigidity during operation
- Stamped and registered load bearing axle
- Winding via spin handle
- Includes Operating Instructions, WLL labelling and Compliance Certificate

Model No.	Description	Kit Contents	Drum Dia mm Max	Useable Drum Axle Length (mm)	Drum Axle Dimensions [Diam x Length] (mm)	Joining Bar Dimensions (mm)	WLL Kg	OAL (mm)	Width (mm)	Max Angle (°)	Max Height (mm)
SLS0.5T	SCISSOR LIFT DRUM SET	2 x Complete Stands with Rubber Wheels	1200	1000	50 x 1500 (DA15-50)	Not Supplied	500	1000	200	55	670
SLS1-2T		1 x Stamped & Registered Drum Axle	1600	1700	60 x 2300 (DA23-60)	60 x 2300 (DA23-60J)	2000	1380	400	55	925
SLS3-4T		1 x Ground Joining Bar (SLS1-2 & SLS3-4 Only) 2 x Retaining Collars	2600	2000	90 x 2300 (DA23-90)	90 x 2300 (DA23-90J)	4000	1780	400	60	1330



SLS0.5T shown with rope drum



SLS0.5T shown locked together for storage



Shipping Dimensions, both kits contain a Carton on Pallet & Skid with Axle.


Model No.	Dimensions (mm)		Weight (kg)	
	Carton on Pallet	Skid with Axles	Carton on Pallet	Skid with Axles
SLS0.5T	1000 x 200 x 150	2300 x 150 x 120	38	30
SLS1-2T	1400 x 710 x 370	2500 x 180 x 150	90	40
SLS3-4T	1850 x 500 x 550	2500 x 200 x 180	120	50

Cones & Collars available to suit:

Model No.	Axle OD	Cones Model	Collars Model
SLS1-2T	60	DAC-060	DSC-060
SLS3-4T	92	DAC-090	DSC-090

TELESCOPIC PORTABLE DRUM STAND

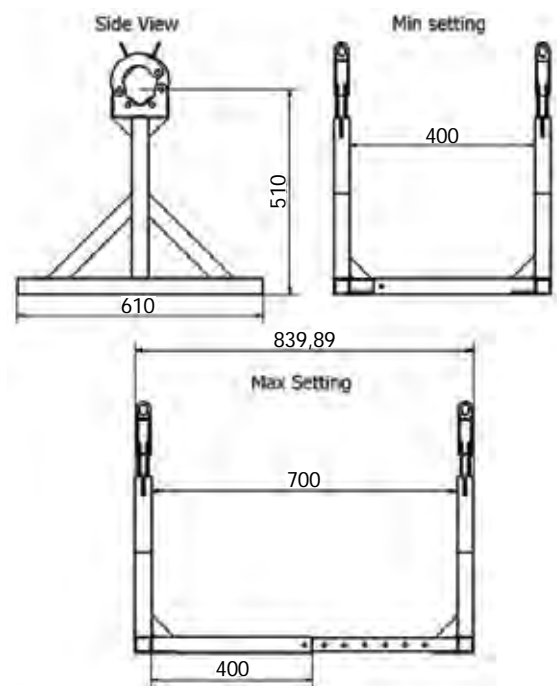
- Lightweight and transportable
- Disassemble for storage and transport
- Suits a wide range of Cable Drums
- Used in Industrial situation on flat ground
- 2 x side frames complete with roller assemblies and safety latch to encapsulate the drum axle
- Telescoping arm for pre-setting height and a screw thread to lift the cable drum
- 10 positioning holes and easy wind height adjustment
- Includes Axle, cones and two retaining collars



PORTABLE CABLE DRUM STAND
Model No. TDS-1200

Model No.	Description	Drum mm		Min Height (mm)	Max Height (mm)	Included Axle (mm) OD x Length	Usable Axle Length (mm)	WLL kg	Weight Kg
		Min Diameter	Max Diameter						
TDS-1200	TELESCOPIC DRUM STAND	1100	1500	550	750	50 x 1600	1250	1200	8.9 (each stand) / 7.7 Axle 25.5 (complete)
Complete Dimensions (mm)		400 x 1600 x 850 (LxWxH)							
Individual Stand Dimensions (mm)		420 x 400 x 640 (LxWxH)							

MODEL No. SCDS-800 SERVICE CABLE DRUM STAND



Drum stand for service cable reels. 2 cones and 2 collars included. Extendable length to accommodate wider drum sizes. Comes certified and can be custom made to suit various drum sizes. Chain and gearing is encased.

Model No.	WLL (kg)	Included Axle OD (mm)	Min/Max Drum Width with Collars Fitted (mm)	Max Drum Diameter (mm)	Width (mm)	Height Overall (mm)	Wt (kg)
SCDS-800	1500	50	400/700	900	610	630	25

AXLE INCLUDED

Axle Description	Length (m)	Diameter (mm)	WLL (Tonnes)
Pipe	0.9	50	1.5

E UNDERGROUND PULLING

www.specialisedforce.com.au



8T HYDRAULIC DRUM JACK STAND MODEL No. DJS-58T

- Durable and sturdy and ready for tough jobs (quality Japanese hydraulic bottle jacks)
- Manoeuvrable and transportable
- Rated plates marked with 8,000kg and supplied with test report
- Supplied standard with 90mm axle (DA28-90HB) 2 cones & 2 collars for securing the drum, special size axles available upon request (refer below)
- Supplied with two jack extensions which gives users an additional 250mm of lift
- Two frontal roller assemblies which slides in 10 x 100mm positions for smaller drums

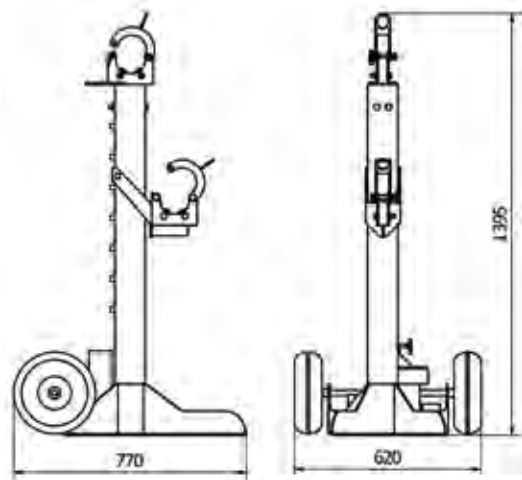
Model No.	Description	Drum Dia mm	Drum Width (mm)	WLL Kg
		Max		
DJSC-58T	HYDRAULIC DRUM JACK STAND WITH BRAKE & FIXING ARM (SEE BELOW)	3300	1800	8000
DJS-58T	HYDRAULIC DRUM JACK STAND	3300	1800	8000

OPTIONAL ACCESSORIES

Model No.	Description	Suits
DB-900	DISC BRAKE (Supplied with below DFA-90)	90mm AXLE DA28-90HB
DFA-90	DRUM FIXING ARM	90mm AXLE DA28-90HB



Max drum size of 3.3m and a transverse of 2m up to 2.4m, with a max of 90mm hollow drum shaft.



BOXED CONTENTS

Qty	Description
2	Bases, Left and Right
2	Upright Middle Arms
2	Front Adjustable Roller Supports
2	Top Roller Supports
2	Bottle Jacks with Handles
2	Wheel Axle with split pins and washers
4	Pneumatic wheel 127mm OD
2	Drum Centering Cones
2	250mm Extension blocks
2	Axle Retaining Collars
1	Instruction sheet
1	Certificate

TRANSPORT DIMENSIONS

Item	Dimension (cm)	Wt (kg)
Box	110 x 75 x 65	140
Axle	280 x 15 (OD)	56

SPARE PARTS

Model No.	Description
DB200	Spacer – Fits under bottle jack to extend height
MH-7	Bottle Jack - Replacement



8T HYDRAULIC DRUM JACK STAND MODEL No. DJS-58T (CONTINUED)

ACCESSORIES & ALTERNATE AXLES

Top Roller Assembly

DFA-90 DRUM FIXING ARM
DB-900 DISC BRAKE

DJS-58T Assembled

NOTE – Only 1 axle supplied with unit.

1. Axle can be positioned on the top holders with **8,000kg WLL**.
2. Axle can also be mounted on the middle with a maximum of **4,000kg WLL**.

Side Roller Assembly

DJS-58T Stands side view

DB-900 DISC BRAKE
Shown with fixing arm (Included)

DFA-90 DRUM FIXING ARM

OPTIONAL AXLE SPECIFICATIONS

Axle Model No.	Drum Axle Cones Model No.	DAC Suits Centre Holes Up to (mm)	Shaft Collars Model No.	Drum Fixing Arm & Brake Model No.	Type	Length (m)	OD (mm)	WLL (Tonne)
DA15-50	N/A	N/A	DCS-050	N/A	Pipe	1.5	50	0.5
DA25-60	DAC-060	105	DSC-060	N/A	Pipe	2.5	60	2
DA25-90	DAC-090	135	DSC-090	N/A	Pipe	2.5	89	4
DA28-40S	DAC-040	105	DSC-040	DB-400	Solid	2.8	40	5
DA28-66HB	DAC-066	105	DSC-066	DB-660	Pipe	2.8	66	8
DA28-70HB	DAC-070	105	DSC-070	DB-700	Pipe	2.8	72	8
DA28-90HB*	DAC-090	135	DSC-090	DB-900	Pipe	2.8	92	8
DA28-90XH	DAC-090	135	DSC-090	DB-900	Pipe	2.8	92	12
DA33-100XH	DAC-100	135	DSC-100	DB-100	Pipe	3.3	100	16

* DA28-90HB axle is included with purchase of DJS-58T package.

E UNDERGROUND PULLING

www.specialisedforce.com.au



"A" FRAME CABLE DRUM STANDS – SERIES

- Coated frame, built for rugged conditions
- Supplied with Axle, Cones & Collars (ground levellers on 6 & 12T)
- Base plates have holes drilled for M12 dynabolts
- Provisions for disc brake are standard, but brake and fixing arm sold separately
- Includes Operating Instructions, WLL labelling and compliance certificate (Refers to test report)




Model No.	Description	Drum Diameter (mm)		Usable Axle Length (mm)	Axle OD x L (mm)	WLL (kg)	C/W Levelling Screws	C/W Extension Arm
		Max Drum ø	Max Drum Width					
DSF-2016-6T	Cable Drum A-Frame Stand	2000	1600	1700	66 x 2800	6000	✓	
DSF-2420-12T		2400	2000	2000	90 x 2800	12000	✓	
DSF-3624-16T*		3600	2400	2500	100 x 3300	16000		✓
6T	Disc brake for 66mm axle	Provisions for 1 x DB-660 on drum axle						Complete with fixing arm
12T	Disc brake for 90mm axle	Provisions for 1 x DB-900 on drum axle						
16T	Disc brake for 100mm axle	Provisions for 2 x DB-1000 on drum axle						

* Outrig for securing, provisions for 2 disc brakes but brake & arm sold separately

Size (Tonne)	Overall Dimensions (LxWxH) cm	Approx Weight ¹ (kg)
6	214x179x133	150
12	254x189x140	250
16	330x264x210	500

¹ Not including axle



Levellers as supplied with 6-12T units

"A" FRAME CABLE DRUM STANDS Model No. **DSF-SERIES**



DSF-2420-12T Shown with Mechanical Brake and Drum Fixing Arm

NB. The Drum Spindel test procedure applied a force within 100mm of the uprights. The further from the drum flange that the uprights are placed will reduce the WLL. Hearthill takes no responsibility should damage occur under these circumstances.

Model No.	Axle Model No.	Drum Axle Cones Model No.	Shaft Collars Model No.	Drum Fixing Arm & Brake Model No.	Type	Length (m)	OD (mm)	WLL (Tonne)
DSF-2016-6T	DA28-66HB	DAC-066	DSC-066	DB-660	Pipe	2.8	66	8
DSF-2420-12T	DA28-90XH	DAC-090	DSC-090	DB-900	Pipe	2.8	92	12
DSF-3624-16T	DA33-100XH	DAC-100	DSC-100	DB-100	Pipe	3.3	100	16



E UNDERGROUND PULLING

www.specialisedforce.com.au

REEL STANDS / DRUM STANDS (MADE IN ITALY)



F155 Series (70-180kN)



F155.A Series (300-500kN)



Reel stands suitable for steel or wooden cable drums, used for lifting reels/drums and braking them in overhead stringing or underground cabling installations. Supplied as a pair they can also be fitted with a hydraulic power drive unit (refer options below).

FEATURES ALL UNITS

- Each stand can be raised or lowered independently by a hydraulic hand pump
- Welded and painted steel framework with attachments for anchoring
- Side supports with ball joints
- Spindle complete with accessories
- Conical bushes for wooden reels (diameter on demand)
- Metal tool box for the accessories

F155 FEATURES ONLY

One self-braking disk brake
Mechanical safe-stops mounted on the jack arm

F155.A FEATURES ONLY

Ladder and footboard for the operator
Dials to close and drag steel and wooden reels, with detachable disk brake. Disk brake with manual regulation

F155 OPTIONS

- 423** Additional disk brake (one supplied standard)
- 410.3** - 1 or 2 disc brakes with hydraulic clamp controlled by manual pump
- 408** Hydraulic drive to control reel rotation, recover or release conductor/cable (requires hydraulic power unit)
- 078.1** Set of hydraulic flexible hoses for hydraulic drive unit (avail lengths: 7/10/15m)
- 401** Devices for steel reels and bushes to centre the reel hole (diameter on demand)
- 419.1** Manual rope-winder, suitable for different diameters of rope (max reel width to be confirmed). Available F155.150 only
- 419.2** Automatic rope-winder, suitable for different diameters of rope (suitable for standard steel reels). Available F155.070 only
- 419.3** Automatic rope-winder, suitable for different diameters of rope (max reel width to be confirmed). Available F155.070 only

F155.A OPTIONS

- 402** Additional conical or cylindrical bushes for wooden or steel reels (diameter on demand)
- 408** Hydraulic drive to control reel rotation, recover or release conductor/cable (requires hydraulic power unit)
- 408x2** Double hydraulic drive
- 078.1** Set of flexible hoses for feeding the drive unit (avail lengths: 7/10/15m)
- 409** Steel containers for transporting and stocking the stands (x2)
- 410.3** One disc brake with hydraulic clamp controlled by manual pump
- 419.2** Automatic rope-winder, suitable for different diameters of rope on the reels of different width (requires hydraulic power unit)
- 423** Additional disk brake (one supplied standard)
- SP2** Base to raise up the stand, fit for reels with diameter up to 6m



F155.C

30-90 Tonne models available.
Suitable for reels / drums from 3.0-5.2m in diameter.
Reel widths can be as wide as required. Contact us for more information.

Continued on next page

UNDERGROUND PULLING

www.specialisedforce.com.au

REEL STANDS / DRUM STANDS (MADE IN ITALY)



F155 Series (70-180kN)



F155.A Series (300-500kN)



SPECIFICATIONS

Model No.	Reel Diameter Ø MIN-MAX* (m)	MAX Load per Pair of Reel Stands (Tonne)	Reel MAX Width (m)	Spindle Ø (mm)	Dimensions Each Reel Stand (m)	Weight of Reel Stands (Pair) with No Optional Devices (kg)
F155.070	1.00-2.80	7	1.50	45	2.10 x 0.50	350
F155.100	1.50-3.20	10	1.70	55	2.40 x 0.55	540
F155.150	2.00-4.00	15	3.00	95	3.10 x 0.60	1,100
F155.200	2.00-4.00	20	3.00	95	3.10 x 0.60	1,250
F155A.300	3.00-4.60	7	2.80	100-140	2.80 x 0.70	1,600
F155A.500	3.50-4.80	10	3.60	120-160	3.10 x 0.90	2,400

* Some models can be modified to suit larger diameters on demand, contact us for more information

Model No.	MAX Load per Pair of Reel Stands (Tonne)	Braking Torque with			Performances with Drive Opt.408			Performances with Drive Opt.424		
		Standard Brake (daN)	2 Brakes Opt.423 (daN)	2 Brakes Opt.410.3 (daN)	MAX Braking Torque (daN)	MAX Recovery Torque (daN)	MAX Speed (km/h)	MAX Braking Torque (daN)	MAX Recovery Torque (daN)	MAX Speed ² (km/h)
F155.070	7	150	300	-	225	180	5	-	-	-
F155.100	10	230	460	600	280	230	5	-	-	-
F155.150	15	230	460	1,000	312	250	5	-	-	-
F155.200	20	280	560	1,200	375	300	5	-	-	-
F155A.300	7	150	300	600	600	500	50	300	250	50
F155A.500	10	230	460	1,600	1,600	1,400	15	500	400	15

² Powered by hydraulic circuit of a tensioner and puller-tensioner or power unit

F155.C

30-90 Tonne models available.



Suitable for reels / drums from 3.0-5.2m in diameter. Reel widths can be as wide as required. Contact us for more information.

UNDERGROUND PULLING MACHINERY (MADE IN ITALY)

Suitable for underground pulling or hauling applications in various industries such as utility (Pulling small and large diameter power cables, etc) and associated industry (Telecommunication). More machines available upon request. Some features and performances of machines can be modified on request.

Performances of machines listed are without optional devices. Dimensions and weights are also without optional devices. Information may change without notice due to continual research, development and improvement. Images and drawings are indicative only.



REF	MODEL	CAPSTAN OD (od)	MAX ROPE (od)	ENGINE - POWER (hp/kw)	CAPACITY (kN)
1	F265.P.20	2 x 200	8mm	Petrol - 18/13	20
2	F275.30.P	2 x 250	13mm	Diesel - 35/25.7	30
3	F215.P.30	2 x 200	10mm	Diesel - 27.2/20	30
4	F280.40.P	2 x 325	16mm	Diesel - 35.2/26	40
5	F275.P.50	2 x 280	14mm	Diesel - 35/26	50
6	F285.P.100	2 x 300	16mm	Diesel - 45.5/33.5	100

TECHNICAL

MODEL	F265.P.20	F275.30.P	F215.P.30	F280.40.P	F275.P.50	F285.P.100
ENGINE	1	2	3	4	5	6
Electronic Start 12V Battery	✓	✓	✓	✓	✓	✓
Air Cooled	✓					
Water		✓	✓	✓	✓	✓
PULL PERFORMANCE						
Max Pull (kN)	20	30	30	40	50	100
Speed at Max Pull	18m/min	20m/min	16m/min	18m/min	13m/min	11m/min
Max Speed	65m/min	60m/min	80m/min	60m/min	60m/min	55m/min
Pull at Max Speed (kN)	3.5	12	5	12	13	20
REEL						
Type-Extractable Self-Loading	✓	✓	✓	✓	✓	✓
ROPE CAPACITY						
8mm	800m		1000m			
10mm			650m		1200	
12mm					1000	1500
14mm					750	1100
16mm						850
DIMENSIONS & WEIGHT						
Length x Width x Height (m)	2.1 x 1.5 x 1.2	1.95 x 1.45 x 1.35	2.1 x 1.3 x 1.3	2.15 x 1.6 x 1.55	3.11 x 1.7 x 1.75	3.1 x 1.85 x 1.65
Weight (kg) W/O Rope	535	1200	1000	1200	1900	2100

All Machines are available with an array options (some outlined below) e.g. Cable(10m) – Radio(100m) remote control, Hyd stabilisers etc. Please contact your nearest Specialised Force Branch or visit our website www.specialisedforce.com.au for a full spec sheet

UG PULLING MACHINES AVAILABLE UP TO 600kN

UNDERGROUND PULLING MACHINERY (MADE IN ITALY)


Hydraulic puller suitable for pulling one overhead transmission cable and fibre optic wire. One hydraulic circuit allows variable continuous speed in both directions by operating one control.

MODEL	F265.P.20	F275.30.P	F215.P.30	F280.40.P	F275.P.50	F285.P.100
FEATURES	1	2	3	4	5	6
One pair of multi-grooved steel capstans fit for stringing one steel rope	✓	✓	✓	✓	✓	✓
Machine control panel equipped with built-in electronic instrument featuring a large graphic colour display and a USB port. Main functions include display of pull-force, speed and length of cable in real time, max pull force setting, display of working hours, data recording and storage on a pen-drive (data processing software provided).		✓	✓	✓	✓	✓
Safety negative hydraulic brake.	✓	✓	✓	✓	✓	✓
Chassis with two damped axles (tandem), tires, overrun brake, manual brake and drawbar for towing in the job-site.						✓
Damped axle with tires and adjustable drawbar for towing at low speed in the job-site.	✓					
Chassis with rigid axle, manual brake and detachable drawbar for towing at low speed in job-site		✓		✓		
Chassis with dumped axle, tires, overrun brake, manual brake and drawbar for towing in the job-site			✓		✓	
Metallic coverage with doors.			✓		✓	✓
Mechanical stabilisers on pull side and jack-arm with wheel on drawbar side.	✓		✓		✓	
Mechanical front and back stabilisers		✓				
Hydraulic back stabilisers and manual front stabilisers				✓		
Attachments for anchoring and for lifting.	✓	✓	✓	✓	✓	✓
Heat exchanger to cool the oil in the hydraulic circuit.	✓	✓	✓	✓	✓	✓
Pulley for rope arranged for telescopic rod.	✓	✓	✓	✓	✓	✓
Built-in reel-winder with automatic rope-winder and extractable reel.	✓		✓		✓	✓
Reel-winder fit for a 1400-mm-dia reel, with automatic rope-winder		✓		✓		

OPTIONS (Part Number)	F265.P.20	F275.30.P	F215.P.30	F280.40.P	F275.P.50	F285.P.100
Metallic coverage with doors	027					
PVC Cover		026		026		
Remote Control with 10m cable		037	037	037	037	037
Radio Remote control (100m)		038	038	038	038	038
Motorised Rubber caterpillars		051.3	051.3	051.3	051.3	051.3
Radio Remote control for caterpillars		038.C	038.C	038.C	038.C	038.c
Telescopic Rod to lay UG cables	067		067	067	067	067.1
Electronic device with USB port for pull data	069.2					
Air cooled diesel Engine	028.3					
Printer c/w accessories	069.5	069.5	069.5	069.5	069.5	069.5
Hydraulic Front Stabilisers		047		047		
Device for Pull force setting, to maintain re-set speed (for pipe refurb.)					082	082

A large range of Machines are available with an array options. Please contact your nearest Specialised Force Branch for further information

**PULLING MACHINES AVAILABLE UP TO 600kN
PLEASE CONTACT YOUR NEAREST SF BRANCH FOR FURTHER DETAILS**



TELESCOPIC RODS FOR PITS

Telescopic rods for pulling wire rope inside underground pits and conduits. Guide system with 360° swivelling pulley. Equipped with demountable centre fit for pipe diameters 80, 100, 120 and 150mm.



F 276	F 277	F 278
-------	-------	-------

Telescopic rods for laying underground cables and pulling wire rope inside the pits. Mounted on pullers properly arranged, they permit to pull the wire rope inside the manholes. Made with galvanised/painted steel, the rods are easily demountable to facilitate the transport. Guide system with 360° swivelling pulley.

CATERPILLAR TRACKS FOR PULLERS

High-resistance rubber caterpillar tracks for pullers.

Model Number	051.3
Description	Caterpillar Tracks for Pullers



F275.30.P



F280.P.100

FEATURES


- Allows travel over steep sloping ground and turning in tight spaces
- Power transmission granted by hydraulic circuit of the puller
- Self-acting negative parking brakes
- Reversible movement
- Radio-control
- Hydraulic controlled share on the pull side for anchoring the machine
- Back stabilisers
- Front and back hooks for towing the machine

Tracks to Suit	Dimensions (mm) (LxWxH)	Total Weight (kg)
F215.P.30	180x160x120	1350
F275.P.40 / F275.P.50	215x180x140	1800
F280.P.100 / F285.P.100	286x185x187	3600
F260.P.200	310x200x200	6000
F275.30.P	195x145x140	1500
F280.40.P	220x160x160	2300
F230.60.P	320x195x200	3000

ANTI-TWISTING STEEL ROPE







Model Number	21.12
Description	Anti-twisting galvanised steel rope specifically designed for stringing operations. Made up of 12 braided strands. High resistant to break, anti-twisting, flexible, safe and easy to handle. The linear contact between the braided strands grants a low stress on the rope. Supplied wound up on steel or wooden reels.

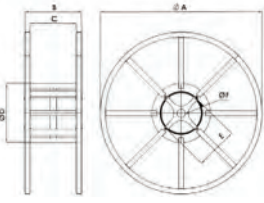
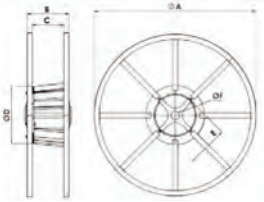


Model No.	Nominal Diameter (mm)	Breaking Load (kN)	Weight (kg)	Standard Lengths* (m)
21.12.08	8	44	0.22	1000
21.12.10	10	72	0.35	1000
21.12.13	13	105	0.55	1000
21.12.16	16	163	0.80	1000
21.12.18	18	235	1.07	1000
21.12.20	20	268	1.24	1000
21.12.22	22	330	1.56	900
21.12.24	24	380	1.80	800
21.12.28	28	480	2.80	600

*Other Ropes and Lengths available - Please contact your nearest Specialised Force Branch for further information www.specialisedforce.com.au

Model No.	Description	Optional Devices
 F162	Welded and painted steel reel, complete with central dials and bolts.	<ul style="list-style-type: none"> Total galvanization. Additional pair of standard dials. Pair of dials equipped with ball bearings. 
 F164	Welded and painted steel conical reel with openable side. Complete with central dials and bolts.	<ul style="list-style-type: none"> Total galvanization. Additional pair of standard dials. Pair of dials equipped with ball bearings. 

STEEL REELS FOR ROPES

Model No.	Dimensions (mm)						Weight Without Rope (kg)
	A	B	C	D	E	F	
 F162.060	700	530	460	219		50	27
F162.110	1100	560	460	570	420	50	66
F162.140	1400	560	460	570	420	50	105
F162.160	1600	560	460	570	420	50	120
F162.190	1900	560	460	570	420	50	140
F162.200	2200	1560	1400	1010	420	100	950
 F164.060	700	530	460	219		50	40
F164.110	1100	560	460	570	420	50	85
F164.140	1400	560	460	570	420	50	115
F164.160	1600	560	460	570	420	50	130
F164.190	1900	560	460	570	420	50	220
F164.205	2050	1310	1170	630	420	50	550
F164.220	2200	1310	1170	1010	420	100	1050

DIGITAL BUILT-IN DATA READ-OUT



Electronic Instrument for monitoring the working values. Fit for OMAC pullers, tensioners and puller-tensioners. A must-have device installed on all OMAC machines as a standard.

Model No.	DEG
Features	<ul style="list-style-type: none"> • Large Screen allowing for excellent visibility from any angle • Graphic, colour display • Integrated into the main control panel • High capacity memory: Over 200km of line • High accuracy and reliability due to load cells and encoder system • Equipped with USB port • Ease of use
Functions	<ul style="list-style-type: none"> • Reads & displays pull force, speed & length of cable in real time • Max pull force setting • Display of working hours • Data recording • Data storage on a pen-drive • Software provided allows for handling the data stored
Optional	



Model No. **069.5**


- Portable printer c/w connection cable to be plugged into the machine
- Fit for printing the recorded data directly on the job-site
- Supplied in aluminium case

REMOTE CONTROLS



Model No.	REC. 1	REC. 2	RER. 1
Description	<p>Compact remote control by cable. Fit for "puller" machines with 1 hydraulic circuit. Pull/release buttons and emergency stop button. 10m of connection cable.</p>	<p>Remote circuit by cable. Fit for "puller" machines with 1 hydraulic circuit. The control is complete with:</p> <ul style="list-style-type: none"> • Mini joystick for controlling the rotation of the capstans • Speed-adjustment control • Emergency stop button • 10m of the connection cable 	<p>Remote radio-control fit for single circuit machines. Max operative distance: up to 100m. The radio control is complete with:</p> <ul style="list-style-type: none"> • Mini joystick for controlling the rotation of the capstans • Speed-adjustment control • Emergency stop button • Back-up cable for connecting the control to the machine in case of emergency
Optional Devices	-	<ol style="list-style-type: none"> 1. Dynamometer to read the pulling force, meter counter & speedometer 2. Engine start/stop 3. Engine accelerator 	<ol style="list-style-type: none"> 1. Dynamometer to read the pulling force, meter counter & speedometer 2. Engine start/stop 3. Engine accelerator

F 106 SERIES REEL WINDER TROLLEYS (MADE IN ITALY)



Series. F 106

Model No. F 106.230

Reel-winder trolley fit for reel transport and wire recovering/releasing, designed to be used with pullers, puller-tensioners or hydraulic power units, from which receives the transmission needed to move the reel. Can be fitted with its own motor.

- Bi-directional hydraulic engine, controlled directly by the machine's panel through hydraulic hoses, suitable for moving the reel by means a reduction unit.
- Neutral device to unwind the rope easily.
- Hydraulic-lifted reel-carrier broach operated by manual pump.
- Automatic rope-winder complete with rope-driver rollers, fits for winding three different diameters of rope on the reel. The rope-winder may be operated also manually.
- Frame with three tires, one of them steering with drawbar, fits for shifting in the yard.
- Mechanical stabilisers and joints for anchoring and lifting the reel-winder.
- Devices for locking mechanically the reel rotation.

OPTIONAL

- 078.1** Set of hydraulic hoses for feeding the drive unit (lengths available: 5, 10, 15 m).
- 416** Negative safety brake that self-operates in case of pressure drop in the feeding hydraulic circuit.
- 417** Installation of a diesel engine that operates a hydraulic power unit, fitted to allow the reel-winder become autonomous.
- 438.2** Device that allows lifting of reel using the reel-rotation circuit.

Reel-winder trolley designed for recovering/pulling and releasing ropes and conductors to/from steel reels. The reel is operated by a hydraulic motor fed by a separated power unit that –by means of hydraulic hoses– can operate the reel-winder either pulling/recovering or tensioning.

- Hydraulic motor with reduction group connected to the axle.
- Negative safety brake self-operating in the event of hydraulic breakdown.
- Reel-carrier arms with hydraulic lifting of reel, operated through a manual pump.
- Rigid axle, tires, hand brake and drawbar for towing at low speed in workplace.
- Adjustable pivoting reel.
- Mechanical stabilisers and attachments for anchoring and lifting the machine.
- Reel arm fit for reels max OD 2.2m, max width 1m
- Spindle with dragger and bushes for reels.
- Steel reel mod. F 162.220
- Automatic rope-winder, fit to stratify the different diameters of rope on the reel. The rope-winder can be operated manually too.

OPTIONAL

- 005.1** Tandem axle & torsion bar susp, air brake system & lights.
- 006** Pneumatic brake system & lights.
- 059** Metallic reel F 162.220
- 096.1** Hydraulic power unit with Petrol engine to control the reel-lifter and stabilisers.
- 417.1** Hydraulic power unit with diesel engine placed on the trolley for autonomous usage in conductor braking and recovering.
- 419.2** Automatic rope-winder, fit to stratify the different diameters of rope on the reels of different width.

Model No.	ReelMax (m)	Max Load (kg)	Rope (mm OD)	Max Pull (daN) ¹	Max Speed (km/h) ¹	Dim. AxBxC (m)	Wt (kg)	Option 417			
								Power (kW)	Max Pull (kN) ²	Speed @ Max Pull (m/min) ²	Max Speed (m/Min)
F 106.110	1.1	1,200	10, 13, 16	150	4	1.7x1.3x1.0	450	-	-	-	-
F 106.140	1.6	2,000	16, 18, 20	250	5	2.0x1.4x1.4	700	-	-	-	-
F 106.180	1.9	3,000	18, 20, 24	300	5	2.5x1.8x1.4	1200	-	-	-	-
F 106.110-417	1.1	1,200	10, 13, 16	Refer Option 417 columns far left		2.0x1.3x1.0	540	4.4	2	30	65
F 106.140-417	1.6	2,000	16, 18, 20			2.2x1.4x1.4	800	5.9	3	30	65
F 106.180-417	1.9	3,000	18, 20, 24			2.5x1.4x1.4	1350	7.3	4	30	65

¹ Obtained when connected to hydraulic puller or puller-tensioner

² On the middle layer

Model No.	Reel Min/Max OD (mm)	Reel Max Width (mm)	Max Reel Wt (kg)	Reel Capacity # F 162.220 ² Rope (mm OD)/ Length (km)	Max Recovery Force (kN) ¹	Max Speed (km/h)
F 106.230	1,400-2,200	1,000	8,000	13/14, 16/9, 18/7, 20/6, 24/4, 26/3.5, 28/3	5	5

¹ Rope wound up to diameter 2m.


² Dimensions 225 x 84 x 86cm



F 157 SERIES REEL CRADLES (MADE IN ITALY)

Reel-cradle suitable for lifting and unwinding a reel of wire.

Welded and painted steel. Completely demountable for easy transportation. Complete with reel shaft.



Model No. **F 157**

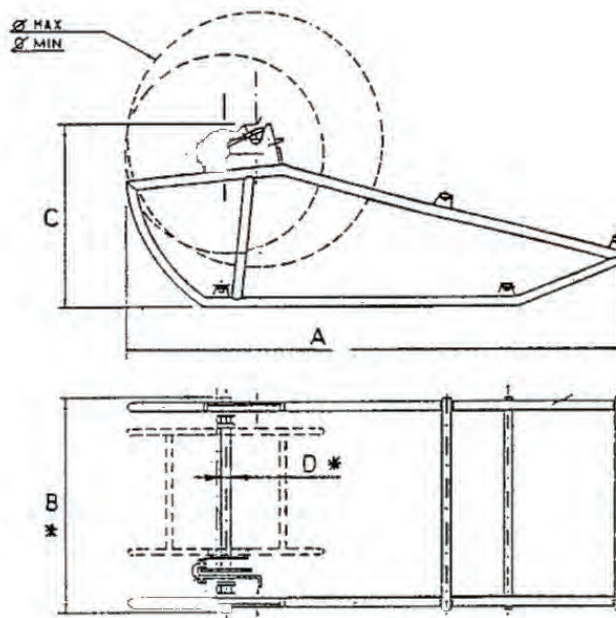
Model No. **F 157** showing optional **410.1** Disc brake

OPTIONAL

- 402 Conical bushes for wooden reels.
- 410.1 Disc brake.
- 405.1 Galvanised finish.

SPECIFICATIONS

Model No.	Reel Diameter - Min/Max (m)	Overall Dimensions AxBxC (m)	Spindle Ø (mm)	Load (kN)	Wt (kg)
F 157.14	0.95-1.40	2.1 x 1.3 x 0.9	50	10	65
F 157.14.S	1.10-1.40	2.5 x 1.3 x 1.0	50	20	90
F 157.18	>1.90	3.0 x 1.1 x 1.1	50	26	160



E UNDERGROUND PULLING

www.specialisedforce.com.au

CABLE DRUM TRAILERS



Australian made galvanised frame single drum cable trailers.

All trailers made in accordance with Australian National Code of Practice - Vehicle Standards Bulletin 1 - Building Small Trailers - Revision 5 June 2009.



STANDARD INCLUSIONS FOR ALL TRAILERS

- 16" rims and HD tyres
- VIN Number Supplied
- Mechanical Hand brake
- Sealed Bearing Roller Supports
- Ø66mm Drum Spindle with cones and collars to suit
- Jockey Wheel
- All necessary driving lights
- 7 Pin Flat connector
- Rear Stabilising Jacks (2)
- Safety Stickers and operations manual
- Galvanised Steel Chassis



HYDRAULIC - INCLUSIONS FOR SDTH TRAILERS

- Hydraulics for loading and unloading of cable drum
- Electric start motor to power Hydraulic Lifting System
- Electric break-away brake system
- Front and rear stabilising jacks
- Anderson plug charging trailer battery

PLEASE ADVISE THE FOLLOWING WHEN MAKING AN ENQUIRY

1. What is the Max Cable drum weight to be transported?
2. What is the Max Cable drum Diameter?
3. What is the Max Cable drum Width?
4. Is the requirement for a Standard Trailer or for a Trailer with Hydraulic Loading/Unloading capacity?
 - a) If hydraulics is required, is Petrol or Diesel motor preferred?
 - b) How often will loading and unloading of the cable drum be required?

E UNDERGROUND PULLING

www.specialisedforce.com.au

CABLE PUSHER / CABLE FEEDER (MADE IN USA)

The Greenlee Ultra Cable Feeder is intended to pull cable off of reels to allow feeding the cable into conduit or cable tray. The Ultra Cable Feeder is not intended to pull cable or rope through conduit.



FEATURES

- Feeds cable at variable speeds to match the speed of cable puller
- Accommodates cable ranging in size up to 90mm in diameter
- Now with new tires for improved traction with low friction cables
- Sets up easily and can be operated by just one person
- Dual motors drive each wheel for traction on both sides of the cable
- Comes with pendant and toggle switch. An optional foot switch is available to control feeding
- Two cable loading methods: top-loading and end-loading
- Patented

SPECIFICATIONS

Model No.	12293
Reel Weight Capacity (kg)	11,300
Power Supply (VAC)	230
Size (mm)	1040 x 699 x 953
Weight (kg)	130

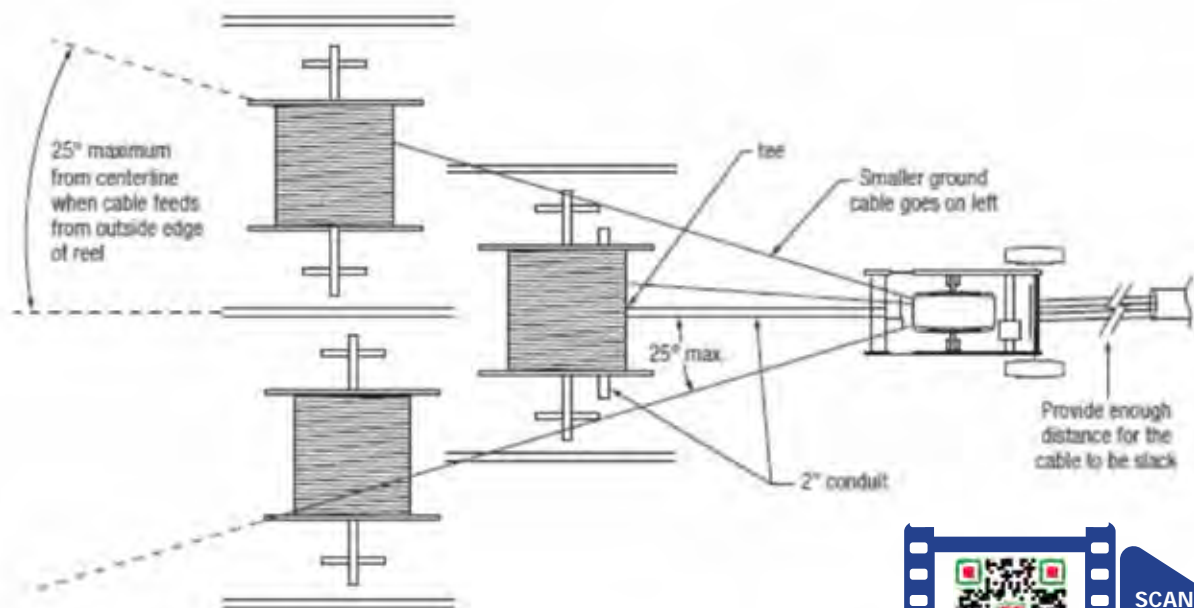
ACCESSORIES

Foot switch available

Model No.	24821
-----------	--------------



EXAMPLE OF APPLICATION



CABLE PUSHING MACHINES (MADE IN ITALY)



F224.08

Model No.	F 224.08
Description	Powered by hydraulic power pack (Refer below Power Unit: option 090), suitable for underground cable laying in long conduits and hard conditions. When used in conjunction with a pulling machine it helps avoid high stress on cables. Can be operated at a distance.
	Pusher Unit
	<ul style="list-style-type: none"> - Welded steel frame with lifting and anchor points - Constant pressure upper rollers, avoiding slippage - Cable can be side loaded/unloaded - Reversible
	Machine
LxWxH (mm)	1.30 x 0.35 x 0.80
Weight (kg)	65
	Performance
Push/Pull Force (kN)	0-8
Push/Pull Speed (m/min)	0-15
Cable Diameter (mm)	40-135
Track Belt Length (mm)	800
	Power Unit (Option 090)
	<ul style="list-style-type: none"> - Permits adjustment of the pushing force and speed by control valve - Complete with wheels and handles - Supplied with 5m hoses
	Motor
Power Source	Hydraulic (Petrol), Includes Power Pack Unit
Power (kW)	4.6
Protection	
Extra Details	Cooling – Air Start – Manual Oil Flow – 20L/min@90Bar Max Pressure – 150Bar
	Optional Extras
Accessories	078 Longer Hoses (10m instead of 5m) 418 Wheels for cable pusher machine 090 Power unit with single phase electric motor 090.1 Power unit with 3 phase electric motor RCI Hydraulic device to control the pressure of upper rollers over the cable



OPT090

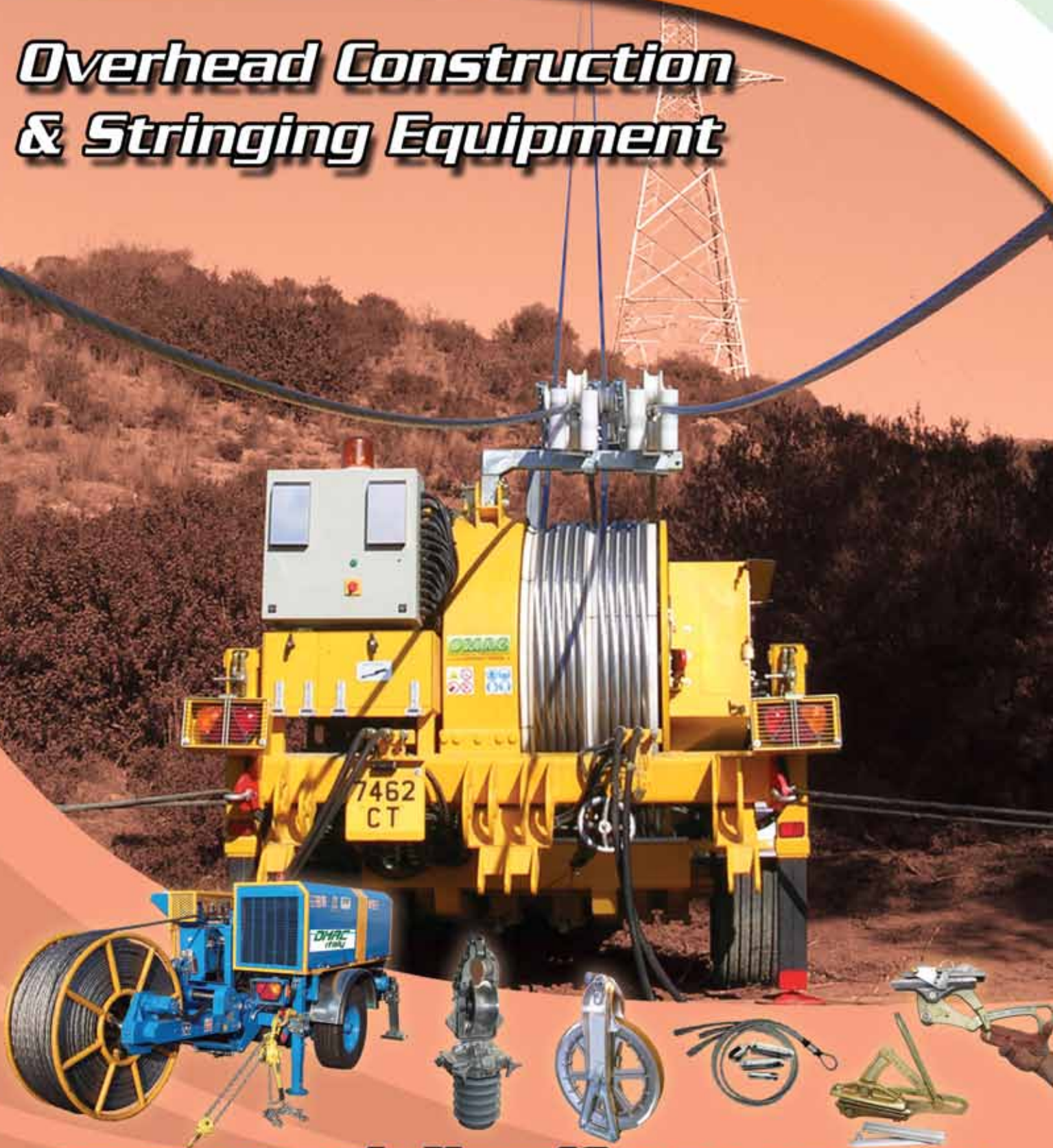
E UNDERGROUND PULLING

www.specialisedforce.com.au



SPECIALISED FORCE
HYDRAULIC TOOLS &
SPECIALISED EQUIPMENT
PTY. LTD.

Overhead Construction & Stringing Equipment



www.specialisedforce.com.au



F. OVERHEAD CONSTRUCTION & STRINGING EQUIPMENT

208–265

WIRE GRIPS – HI-TOOL	208
WIRE GRIPS – INTERCHANGEABLE LINER TYPE	216
HOISTS – WIRE ROPE – LINCOLN HOIST	218
WEB STRAP PULLERS – HI-TOOL	220
SERVICE LINE TENSIONER & STANDS – POLE	221
SOCKS – CABLE PULLING GRIPS	222
SOCKS – CABLE PULLING GRIPS, FITTING	226
SWIVELS – LINE – DCD	228
CONNECTORS – ROPE & SWIVEL – DCD	229
SWIVELS, ROPE JOINTS & JOINT COVERS – OMAC	230
ROPE – INSULATING	231
ROPE – HIGH STRENGTH DYNEEMA – PELICAN ROPE	232
ROPE – DOUBLE BRAIDED COMPOSITE – PELICAN ROPE	233
HAND LINE BLOCK & PULLING EYE – POWAQUIP	234
GROUNDING DEVICE & EARTH STAKE	235
RUNNING BOARDS – OMAC	236
COUNTERWEIGHT – OPGW – OMAC	237
LINE TROLLEY – 1 OR 2 PERSONS – OMAC	238
LINE TROLLEY – 1-2 PERSONS, MANUAL & MOTOR – OMAC	239
LINE TROLLEY & BICYCLE – OMAC	240
PLATFORMS – WORK & POLE	241
SUSPENSION PLATFORMS – OMAC	242
LADDERS – SUSPENSION – OMAC	243
LADDERS – SUSPENSION/PLATFORM – OMAC	244
LADDERS – SUSPENSION – OMAC	245
GIN POLES & ALUMINIUM EQUIPMENT – OMAC	246
ROLLERS – OH/ABC – HEARTHILL	247
ROLLER ACCESSORIES – UNIVERSAL – POWAQUIP	248
ROLLERS – CROSSARM – HEARTHILL	249
ROLLERS – HANGING & FIBRE OPTIC – HEARTHILL	250
STRINGING ROLLERS – HELICOPTER – POWAQUIP	251
STRINGING ROLLERS – HELICOPTER & BUNDLE – POWAQUIP	252
STRINGING ROLLERS – SINGLE – OMAC	253
STRINGING ROLLERS – MULTIPLE – OMAC	254
STRINGING ROLLERS – HELICOPTER – OMAC	255
STRINGING ROLLERS – HELICOPTER – OMAC	256
ROLLERS & BLOCKS – RUNNING OUT – OMAC	257
ACCESSORIES – SCOPE, SAGGING & THERMOMETER	258
TRACTION ROBOT – OMAC	259
STRINGING MACHINERY – OVERHEAD – OMAC	260
STRINGING MACHINERY ACCESSORIES – OVERHEAD – OMAC	262
WIRE ROPE – ANTI TWIST	263
ACCESSORIES – MACHINE – OMAC	264
TRAILERS – CABLE DRUM – HEARTHILL	265

WIRE GRIPS (MADE IN JAPAN)

HI-TOOL CO., LTD

- All models are fitted with swing down safety latch, with most models including a patented one handed trigger grip as standard.
- Convenient sized and special shaped pulling eyes to suit all brands of strap hoists.
- All gripping jaws are produced with new technology to increase jaw life.
- Grips are designed to be more cost effective by being able to be used over a wider range of cable diameters.
- 40, 50 & 60kN grip models feature a twist grip design which prevents cable damage (Refer page 214).



WIRE GRIP QUICK SELECTION GUIDE

A large range of HI-TOOL NGK grips provided by Specialised Force have the patented one handed trigger grip and all contain safety latches. Every grip is proof tested before shipment to ensure quality, etched with serial numbers and date of manufacture.

GRIP SELECTION

1. Determine the type of wire or conductor the Grip is to be used on, for example: bare Cu; Al; ACSR, Guy Wire, Covered Conductor, ABC, Steel Rod or Barbed wire.
2. Check the actual (OD) Outside Diameter of wire or conductor the Grip is to be used on.
3. What is the maximum working load limit (WLL) required.

FEATURES

- Patented one-handed trigger grip operation.
- All models are fitted with swing down safety latch as standard.
- Conveniently sized and special shaped pulling eyes to suit all brands of strap hoists.
- All gripping jaw produced with new technology to increase jaw life.
- Grips are designed to be used over a wider range of cable

Always follow manufacturer's safety instructions, especially with regards to regular inspection and maintenance. **Grip jaws must be cleaned regularly with a wire brush to reduce contamination build-up and avoid slippage.** Contact your nearest SF branch for more detailed information.

LOCKING GRIP

Optional Locking Type Grip Available on the below models (Add suffix "-LK" to Model No., example AL-20KN-GRIP LK).

- SD-S-GRIP
- 35KN-GRIP
- MIGHTY20-GRIP
- AL-10KN-GRIP
- AL-20KN-GRIP
- AL-MIGHTY-GRIP
- ABC-L-GRIP



LOCK OPEN NOTCH

This feature allows the grip to be held in the open position for easy insertion of cable, available on the below models (Add suffix "-NS" to the Model No. example 20KN-GRIP-NS).

- MIGHTY-20-GRIP
- ABC-M-GRIP
- ABC-M-GRIP-S
- ABC-L-GRIP



WIRE GRIPS SELECTION CHART

HI-TOOL CO., LTD

Model No.	Specifications					Cable/Conductor Types										Safety				
	WLL(kN)	Min Cond (mm) Ø	Max Cond (mm) Ø	Jaw Length (mm)	Weight (kg)	Copper	ACSR	Aluminium	ABC	Covered Conductor	Contact Wire (Rail Catalogue Only)	Guy Wire	Wire Rope	Barbed Wire	Live Line Rings	Latch	Trigger Grip	Spring Latch	Notched	Locking
SD-S-GRIP	10	3	13	50	0.6	✓				✓	✓				✓	✓				
SD-S-GRIP-LK	10	3	13	50	0.6	✓				✓	✓				✓	✓				✓
NEW-SD-GRIP	10	2.6	15	50*	0.6	✓				✓	✓		✓		✓	✓				
10KN-GRIP	10	5	22	70	1.1	✓				✓	✓	✓			✓	✓				
20KN-GRIP	20	5	22	90	1.5	✓				✓	✓	✓			✓	✓				
H-20KN-GRIP	20	5	22	90	1.5	✓				✓	✓	✓			✓	✓	✓	✓	✓	
20KN-W-GRIP	20	5	22	90	1.5	✓				✓	✓	✓	✓		✓	✓				
35KN-GRIP	35	5	22	90	1.7	✓				✓	✓	✓	✓		✓	✓				
H-35KN-GRIP	35	5	22	90	1.7	✓				✓	✓	✓	✓		✓	✓	✓	✓	✓	
H-35KN-GRIP-LK	35	5	22	90	1.8	✓				✓	✓	✓	✓		✓	✓	✓	✓	✓	✓
MIGHTY-20-GRIP	20	5	28	120	1.9	✓				✓		✓			✓	✓				
MIGHTY-20-GRIP-NS	20	5	28	120	1.9	✓				✓		✓			✓	✓			✓	
H-MIGHTY-20-GRIP	20	5	28	120	1.9	✓				✓		✓			✓	✓	✓	✓	✓	
H-MIGHTY-20-GRIP-LK	20	5	28	120	2	✓				✓		✓			✓	✓	✓	✓	✓	✓
LARGE-20-GRIP	20	16	35	120	2.1	✓				✓					✓	✓				
H-LARGE-20-GRIP	20	16	35	120	2.1	✓				✓					✓	✓	✓	✓	✓	
LARGE-30-GRIP	30	18	35	120	2.4	✓				✓					✓	✓				
H-LARGE-30-GRIP	30	18	35	120	2.4	✓				✓					✓	✓	✓	✓	✓	
40KN-GRIP	40	8	28	140	3.5	✓				✓	✓	✓	✓		✓	TWIST				
AL-10KN-GRIP	10	5	22	70	1.1	✓	✓	✓							✓	✓				
AL-10KN-GRIP-LK	10	5	22	70	1.3	✓	✓	✓							✓	✓				✓
AL-20KN-GRIP	20	5	22	90	1.5	✓	✓	✓							✓	✓				
AL-20KN-GRIP-LK	20	5	22	90	1.6	✓	✓	✓							✓	✓				✓
AL-35KN-GRIP	35	5	22	90	1.7	✓	✓	✓							✓	✓				
AL-MIGHTY-GRIP	20	2	28	120	1.9	✓	✓	✓							✓	✓				
AL-MIGHTY-GRIP-LK	20	2	28	120	2	✓	✓	✓							✓	✓				✓
AL-LARGE-GRIP	20	16	35	120	2.1	✓	✓	✓							✓	✓				
AL-LARGE-30-GRIP	30	18	35	120	2.4	✓	✓	✓							✓	✓				
AL-50KN-GRIP	50	18	36	180	4.7	✓	✓	✓							✓	TWIST				
AL-60KN-GRIP	60	28	46	220	7	✓	✓	✓							✓	TWIST				
ABC-S-GRIP	3.5	4x16mm ² 2x16mm ²	4x35mm ² 2x50mm ²	80	0.6				✓						✓	✓				
ABC-M-GRIP	10	4x25mm ²	4x95mm ²	160	2.4				✓						✓	✓				
ABC-M-GRIP-NS	10	4x25mm ²	4x95mm ²	160	2.4				✓						✓	✓			✓	
ABC-M-GRIP-S-NS	10	4x25mm ²	4x95mm ²	160	2.4				✓						✓	✓	✓	✓		
ABC-L-GRIP	18	4x95mm ²	4x150mm ²	180	2.6				✓						✓	✓				
ABC-L-GRIP-NS	18	4x95mm ²	4x150mm ²	180	2.6				✓						✓	✓			✓	
ABC-L-GRIP-LK	18	4x95mm ²	4x150mm ²	180	2.7				✓						✓	✓				✓

* Curved serrated jaw

PATENTED HI-TOOL TRIGGER GRIP

WIRE GRIPS (MADE IN JAPAN)

HI-TOOL CO., LTD.

SPECIFICATION



SD-S-GRIP

For Bare Copper, Cable Covered & Guy Wire (Special Flat Jaw, Compact & Lightweight)



WLL (kN)	Min. Cable (mm)	Max. Cable (mm)	Jaw Length (mm)	Eye Size (mm)	Weight (kg)	Locking Grip Type Available
10	3	13	50	25x30	0.6	SD-S-GRIP-LK



NEW-SD-GRIP

For CU Cable, Guy Wire, Steel Rod & Barbed Wire

WLL (kN)	Min. Cable (mm)	Max. Cable (mm)	Jaw Length (mm)	Eye Size (mm)	Weight (kg)
10	2.6	15	50	25x30	0.6



10KN-GRIP

For Bare Copper Cable, Covered Cable, Guy Wire

WLL (kN)	Min. Cable (mm)	Max. Cable (mm)	Jaw Length (mm)	Eye Size (mm)	Weight (kg)
10	5	22	70	26x30	1.1



20KN-GRIP

For Bare Copper Cable, Covered Cable, Guy Wire

WLL (kN)	Min. Cable (mm)	Max. Cable (mm)	Jaw Length (mm)	Eye Size (mm)	Weight (kg)
20	5	22	90	32x42	1.5



H-20KN-GRIP

For Bare Copper Cable, Covered Cable, Guy Wire


WLL (kN)	Min. Cable (mm)	Max. Cable (mm)	Jaw Length (mm)	Eye Size (mm)	Weight (kg)
20	5	22	90	32x42	1.5



LOCK OPEN NOTCH

This feature allows the grip to be held in the open position for easy insertion of cable, available on the below models (Add suffix "-NS" to the Model No. example 20KN-GRIP-NS).

- MIGHTY-20-GRIP
- ABC-M-GRIP
- ABC-M-GRIP-S
- ABC-L-GRIP



LOCKING GRIP

Optional Locking Type Grip Available on the below models (Add suffix "-LK" to Model No. E.g. 20KN-GRIP-LK)

- SD-S-GRIP
- 35KN-GRIP
- MIGHTY20-GRIP
- AL-10KN-GRIP
- AL-20KN-GRIP
- AL-MIGHTY-GRIP
- ABC-L-GRIP



OVERHEAD CONSTRUCTION & STRINGING EQUIPMENT

www.specialisedforce.com.au

WIRE GRIPS (MADE IN JAPAN)

HI-TOOL CO., LTD.

SPECIFICATION



20KN-W-GRIP

For Bare Copper Cable, Covered Cable, Trolley Wire, Guy Wire & Wire Rope

WLL (kN)	Min. Cable (mm)	Max. Cable (mm)	Jaw Length (mm)	Eye Size (mm)	Weight (kg)
20	5	22	90	32x42	1.5



35KN-GRIP

For Bare Copper Cable, Covered Cable, Contact Wire, Guy Wire & Wire Rope

WLL (kN)	Min. Cable (mm)	Max. Cable (mm)	Jaw Length (mm)	Eye Size (mm)	Weight (kg)
35	5	22	90	32x42	1.7



H-35KN-GRIP

For Bare Copper Cable, Covered Cable, Contact Wire, Guy Wire & Wire Rope

WLL (kN)	Min. Cable (mm)	Max. Cable (mm)	Jaw Length (mm)	Eye Size (mm)	Weight (kg)	Locking Grip Type Available
35	5	22	90	32x42	1.7	H-35KN-GRIP-LK



MIGHTY-20-GRIP

For Bare Copper Cable, Covered Cable & Guy Wire

WLL (kN)	Min. Cable (mm)	Max. Cable (mm)	Jaw Length (mm)	Eye Size (mm)	Weight (kg)	Locking Grip Type Available
20	5	28	120	32x42	1.9	MIGHTY-20-GRIP-NS



H-MIGHTY-20-GRIP

For Bare AL, ACSR & Copper Cable

WLL (kN)	Min. Cable (mm)	Max. Cable (mm)	Jaw Length (mm)	Eye Size (mm)	Weight (kg)	Locking Grip Type Available
35	5	28	120	32x42	1.9	H-MIGHTY-20-GRIP-LK



LOCK OPEN NOTCH

This feature allows the grip to be held in the open position for easy insertion of cable, available on the below models (Add suffix "-NS" to the Model No. example 20KN-GRIP-NS).

- MIGHTY-20-GRIP
- ABC-M-GRIP
- ABC-M-GRIP-S
- ABC-L-GRIP



LOCKING GRIP

Optional Locking Type Grip Available on the below models (Add suffix "-LK" to Model No. E.g. 20KN-GRIP-LK)

- SD-S-GRIP
- 35KN-GRIP
- MIGHTY20-GRIP
- AL-10KN-GRIP
- AL-20KN-GRIP
- AL-MIGHTY-GRIP
- ABC-L-GRIP



OVERHEAD CONSTRUCTION & STRINGING EQUIPMENT

www.specialisedforce.com.au

WIRE GRIPS (MADE IN JAPAN)

HI-TOOL CO., LTD.

SPECIFICATION



LARGE-20-GRIP

For Covered Cable & Bare Copper Cable

WLL (kN)	Min. Cable (mm)	Max. Cable (mm)	Jaw Length (mm)	Eye Size (mm)	Weight (kg)
20	16	35	120	32x42	2.1



H-LARGE-20-GRIP

For Bare AL, ACSR & Copper Cable

WLL (kN)	Min. Cable (mm)	Max. Cable (mm)	Jaw Length (mm)	Eye Size (mm)	Weight (kg)
20	16	35	120	32x42	2.1

LIVE LINE



LARGE-30-GRIP

For Bare ACSR, AL & Copper Cable

WLL (kN)	Min. Cable (mm)	Max. Cable (mm)	Jaw Length (mm)	Eye Size (mm)	Weight (kg)
30	18	35	120	32x42	2.4



H-LARGE-30-GRIP

For Bare AL, ACSR & Copper Cable

WLL (kN)	Min. Cable (mm)	Max. Cable (mm)	Jaw Length (mm)	Eye Size (mm)	Weight (kg)
30	18	35	120	32x42	2.4

LIVE LINE

OVERHEAD CONSTRUCTION & STRINGING EQUIPMENT

www.specialisedforce.com.au

LOCK OPEN NOTCH

This feature allows the grip to be held in the open position for easy insertion of cable, available on the below models (Add suffix "-NS" to the Model No. example 20KN-GRIP-NS).

- MIGHTY-20-GRIP
- ABC-M-GRIP
- ABC-M-GRIP-S
- ABC-L-GRIP



LOCKING GRIP

Optional Locking Type Grip Available on the below models (Add suffix "-LK" to Model No. E.g. 20KN-GRIP-LK)

- SD-S-GRIP
- 35KN-GRIP
- MIGHTY20-GRIP
- AL-10KN-GRIP
- AL-20KN-GRIP
- AL-MIGHTY-GRIP
- ABC-L-GRIP



WIRE GRIPS (MADE IN JAPAN)

HI-TOOL CO., LTD.

SPECIFICATION



AL-10KN-GRIP

For Bare ACSR, AL & Copper Cable

WLL (kN)	Min. Cable (mm)	Max. Cable (mm)	Jaw Length (mm)	Eye Size (mm)	Weight (kg)	Locking Grip Type Available
10	5	22	70	25x30	1.1	AL-10KN-GRIP-LK



AL-20KN-GRIP

For Bare ACSR, AL & Copper Cable

WLL (kN)	Min. Cable (mm)	Max. Cable (mm)	Jaw Length (mm)	Eye Size (mm)	Weight (kg)	Locking Grip Type Available
20	5	22	90	32x42	1.5	AL-20KN-GRIP-LK



AL-35KN-GRIP

For Bare ACSR, AL & Copper Cable

WLL (kN)	Min. Cable (mm)	Max. Cable (mm)	Jaw Length (mm)	Eye Size (mm)	Weight (kg)
35	5	22	90	32x42	1.7



AL-MIGHTY-GRIP

For Bare ACSR, AL & Copper Cable

WLL (kN)	Min. Cable (mm)	Max. Cable (mm)	Jaw Length (mm)	Eye Size (mm)	Weight (kg)	Locking Grip Type Available
20	5	28	120	32x42	1.9	AL-MIGHTY-GRIP-LK



AL-LARGE-GRIP

For Bare ACSR, AL & Copper Cable

WLL (kN)	Min. Cable (mm)	Max. Cable (mm)	Jaw Length (mm)	Eye Size (mm)	Weight (kg)
20	16	35	120	32x42	2.1

LOCK OPEN NOTCH

This feature allows the grip to be held in the open position for easy insertion of cable, available on the below models (Add suffix "-NS" to the Model No. example 20KN-GRIP-NS).

- MIGHTY-20-GRIP
- ABC-M-GRIP
- ABC-M-GRIP-S
- ABC-L-GRIP



LOCKING GRIP

Optional Locking Type Grip Available on the below models (Add suffix "-LK" to Model No. E.g. 20KN-GRIP-LK)

- SD-S-GRIP
- 35KN-GRIP
- MIGHTY20-GRIP
- AL-10KN-GRIP
- AL-20KN-GRIP
- AL-MIGHTY-GRIP
- ABC-L-GRIP



OVERHEAD CONSTRUCTION & STRINGING EQUIPMENT

www.specialisedforce.com.au

WIRE GRIPS (MADE IN JAPAN)

HI-TOOL CO., LTD.

SPECIFICATION



AL-LARGE-30-GRIP

For Bare ACSR, AL & Copper Cable

WLL (kN)	Min. Cable (mm)	Max. Cable (mm)	Jaw Length (mm)	Eye Size (mm)	Weight (kg)
30	18	35	120	32x42	2.4

LARGE CAPACITY GRIPS



40KN-GRIP

For Messenger Wire, Wire Rope, Trolley Cable, Copper Cable

WLL (kN)	Min. Cable (mm)	Max. Cable (mm)	Jaw Length (mm)	Eye Size (mm)	Weight (kg)
40	8	28	140	43x51	3.5



AL-50KN-GRIP

For Bare ACSR, AL-Cable and Bare Copper-Cable Only

WLL (kN)	Min. Cable (mm)	Max. Cable (mm)	Jaw Length (mm)	Eye Size (mm)	Weight (kg)
50	18	36	180	43x51	4.7

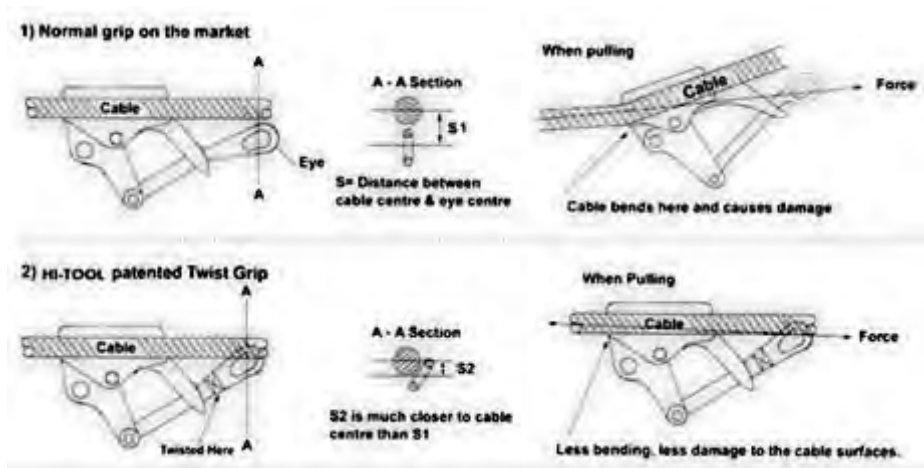


AL-60KN-GRIP

For Bare ACSR, AL-Cable and Bare Copper-Cable Only

WLL (kN)	Min. Cable (mm)	Max. Cable (mm)	Jaw Length (mm)	Eye Size (mm)	Weight (kg)
60	28	46	220	60x51	7.0

TWIST GRIP FEATURE



OVERHEAD CONSTRUCTION & STRINGING EQUIPMENT

www.specialisedforce.com.au

WIRE GRIPS (MADE IN JAPAN)

HI-TOOL CO., LTD

SPECIFICATION



ABC-S-GRIP

For Aerial Bundled Cable (Conductor)

WLL (kN)	Min. Cable (mm ²)	Max. Cable (mm ²)	Jaw Length (mm)	Eye Size (mm)	Weight (kg)
3.5	4x16 2x16	4x35 2x50	80	24x30	0.6



ABC-M-GRIP

For Aerial Bundled Cable (Conductor)



WLL (kN)	Min. Cable (mm ²)	Max. Cable (mm ²)	Jaw Length (mm)	Eye Size (mm)	Weight (kg)	Lock Open Notch Type Available	Spring Latch Type Available
10	4x50	4x95	160	32x42	2.4	ABC-M-GRIP-NS	ABC-M-GRIP-S-NS



ABC-L-GRIP


For Aerial Bundled Cable (Conductor)



WLL (kN)	Min. Cable (mm ²)	Max. Cable (mm ²)	Jaw Length (mm)	Eye Size (mm)	Weight (kg)	Lock Open Notch Type Available	Spring Latch Type Available
18	4x95	4x150	180	32x42	2.6	ABC-L-GRIP-NS	ABC-L-GRIP-LK

LOCKING GRIP

Model No.	SL-S	SL-M
Suits Grip Types	20kN & 30kN	MIGHTY-20, LARGE-20, LARGE-30 & All ABC Grips
Contains	Gate, Spring, 2x Hex Screws & 2x Spacers	



LOCK OPEN NOTCH

This feature allows the grip to be held in the open position for easy insertion of cable, available on the below models (Add suffix "-NS" to the Model No. example 20KN-GRIP-NS).

- MIGHTY-20-GRIP
- ABC-M-GRIP
- ABC-M-GRIP-S
- ABC-L-GRIP



LOCKING GRIP

Optional Locking Type Grip Available on the below models (Add suffix "-LK" to Model No. E.g. 20KN-GRIP-LK)

- SD-S-GRIP
- 35KN-GRIP
- MIGHTY20-GRIP
- AL-10KN-GRIP
- AL-20KN-GRIP
- AL-MIGHTY-GRIP
- ABC-L-GRIP



RIGANTI INTERCHANGEABLE LINERS (MADE IN SWITZERLAND)

Model No.	WLL (kN)	Interchangeable Liners	Suitable For (Material Type)						Wt (kg)
			Al, ACSR & Cu		Suspension Conductors Al		Steel, Earthwire (mm) ¹		
			Min (mm)	Max (mm)	Min (mm)	Max (mm)	Min (mm)	Max (mm)	
IR 3109	19.6	No	2.5	15.0	2.5	15.0	2.5	15.0	1.5
IR 3110	20.3	No	-	-	-	-	-	-	2.1
IR3111	21.2	Yes	7.0	16.0	7.0	16.0	7.0	13.0	2.5
IR 3108	39.2	Yes	-	-	7.0	38.0	-	-	5.5
IR 3106	50.0	No	7.5	18.0	7.5	18.0	7.5	18.0	7.0
IR 3107	49.0	Yes	6.0	23.0	6.0	23.0	6.0	16.0	7.0
IR3112	49.0	Yes*	-	-	-	-	-	-	7.0
IR3105-S	88.0	Yes	8.0	35.2	8.0	35.2	8.0	24.0	13.5
IR3104-S	117.0	Yes	10.0	45.0	10.0	45.0	8.0	34.0	17.0
IR3103-RAPTOR	140.0	Yes	45.0	57.0	45.0	57.0	34.0	57.0	26.0


Model No.	WLL (kN)	Interchangeable Liners	Suitable For (Material Type)						Wt (kg)
			Anti-twist Braided Rope (mm) ¹		OPGW		Insulated Wire		
			Min (mm)	Max (mm)	Min (mm)	Max (mm)	Min (mm)	Max (mm)	
IR 3109	19.6	No	8.0	10.0	-	-	-	-	1.5
IR 3110	20.3	No	-	-	-	-	6.0	13.0	2.1
IR3111	21.2	Yes	7.0	13.0	-	-	-	-	2.5
IR 3108	39.2	Yes	-	-	-	-	-	-	5.5
IR 3106	50.0	No	8.0	13.0	-	-	-	-	7.0
IR 3107	49.0	Yes	6.0	16.0	-	-	-	-	7.0
IR3112	49.0	Yes*	-	-	6.0	23.0	-	-	7.0
IR3105-S	88.0	Yes	8.0	24.0	-	-	-	-	13.5
IR3104-S	117.0	Yes	8.0	34.0	-	-	-	-	17.0
IR3103-RAPTOR	165	Yes*	34.0	57.0	-	-	-	-	26.0

*Exact size required for manufacture

¹ Square and round steel wires differ in range, contact us for more information

Simply purchase additional liners and change as required.

How to Change Liners



Push grip handle towards jaws which opens them.



Lift handle to lock open when handle close to jaws.



Obtain liner set with screws.



Check liners are correct size.



Place liners in jaw, stubs on liners will fit into holes in jaw frames.



Tighten both screws on top and bottom jaw.



RIGANTI INTERCHANGEABLE LINERS (MADE IN SWITZERLAND)

Model No.	Al/Cu Liner Type	Min (mm)	Max (mm)	Al Model No.	Cu Model No.
IR3111	Range	7.0	8.5	G1A070F	G1B070F
		8.5	10.0	G1A085F	G1B085F
		10.0	11.5	G1A100F	G1B100F
		11.5	13.0	G1A115F	G1B115F
		13.0	14.5	G1A130F	G1B130F
IR3108	Range	14.5	16.0	G1A145F	G1B145F
		7.0	11.0	G8A070F	-
		9.0	12.0	G8A090F	-
		12.0	16.0	G8A120F	-
		15.0	23.0	G8A150F	-
IR3107	Range	22.0	36.0	G8A220F	-
		30.0	38.0	G8A300F	-
		6.0	6.0	G7A060F	G7B060F
		6.5	8.0	G7A065F	G7B065F
		8.0	9.5	G7A080F	G7B080F
		9.5	11.0	G7A095F	G7B095F
		11.0	12.5	G7A110F	G7B110F
		12.5	14.0	G7A125F	G7B125F
		14.0	15.5	G7A140F	G7B140F
		15.5	17.0	G7A155F	G7B155F
IR3105-S	Range	17.0	18.5	G7A170F	G7B170F
		18.5	20.0	G7A185F	G7B185F
		20.0	21.5	G7A200F	G7B200F
		21.5	23.0	G7A215F	G7B215F
		8.0	9.0	G5A080F	G5B080F
		9.0	10.5	G5A090F	G5B090F
		10.5	12.0	G5A105F	G5B105F
		12.0	13.5	G5A120F	G5B120F
		13.5	15.0	G5A135F	G5B135F
		15.0	16.5	G5A150F	G5B150F
		16.5	18.0	G5A165F	G5B165F
		18.0	19.5	G5A180F	G5B180F
		19.5	21.0	G5A195F	G5B195F
		21.0	22.5	G5A210F	G5B210F
		22.5	24.0	G5A225F	G5B225F
		24.0	25.5	G5A240F	G5B240F
		25.5	27.0	G5A255F	G5B255F
27.0	28.5	G5A270F	G5B270F		
28.5	30.0	G5A285F	G5B285F		
30.0	31.5	G5A300F	G5B300F		
IR3104-S	Range	31.5	35.2	*	*
		10.0	10.5	G4A-100F	G4B-100F
		10.5	12.0	G4A105	G4B105F
		12.0	13.0	G4A120	G4B120F
		13.5	15.0	G4A135	G4B135F
		15.0	16.5	G4A150	G4B150F
		16.5	18.0	G4A165	G4B165F
		18.0	19.5	G4A180	G4B180F
		19.5	21.0	G4A195	G4B195F
		21.0	22.5	G4A210	G4B210F
		22.5	24.0	G4A225F	G4B225F
		24.0	25.5	G4A240F	G4B240F
		25.5	27.0	G4A255F	G4B255F
		27.0	28.5	G4A270F	G4B270F
		28.5	30.0	G4A285F	G4B285F
		30.0	31.5	G4A300F	G4B300F
		31.5	33.0	G4A315F	G4B315F
		33.0	34.5	G4A330F	G4B330F
		34.5	36.0	G4A345F	G4B345F
		36.0	37.5	G4A360F	G4B360F
37.5	39.0	G4A375F	G4B375F		
39.0	40.5	G4A390F	G4B390F		
40.5	45.0	*	*		

ROUND & SQUARE STEEL WIRE RANGE DIFFERS, LINER MODEL No.'S NOT LISTED BUT SUPPLIED TO EXACT DIAMETER SPECIFIED



Model No.	Steel Square Model No. (**)** Specify Exact Size in mm)	OPGW Range (mm)	Min	Max	OPGW Model No. (**)** Specify Exact Size in mm)
IR3112	-	YES	6.0	23.0	IR3112/***

You require suitable liners for each conductor diameter. Example: Model No. **IR3112/17.7** suitable for 17.7mm OD OPGW



The lower liner is made of Adiprene whereas the upper one is made of aluminium.

Model No. Liner Made for Specific Diameter

LINCOLN HOISTS – WEB STRAP & WIRE ROPE (MADE IN USA)



Lincoln Hoist has been designing and manufacturing portable ratchet lever hoists in the USA for over 60 years. Our hoists are made in the USA with unmatched quality and durability. With a variety of models and features to choose from, our hoists are proven in quality and durability.

Both Hoists Feature:

- Wide range of models available
- Load tested to 125% of rated capacity
- Interlocking pawl mechanism - no brakes to slip
- USA made 360° swivel hooks are drop forged, heat treated steel
- Open frame construction for easy inspection and cleaning
- Four hook styles designed to meet application requirements and work practice standards
- Maintenance free bearings are lubed for life
- Safety latch supplied on hook as standard

WIRE ROPE HOISTS

Wire Rope Hoist Features:

- Handle bends to alert operator of overload
- Quick release allows cable to be pulled out freely when rigging
- Reversible handle allows pulling in optimum position
- Hydraulically crimped copper sleeve for uniform hold
- All cable stores on drum

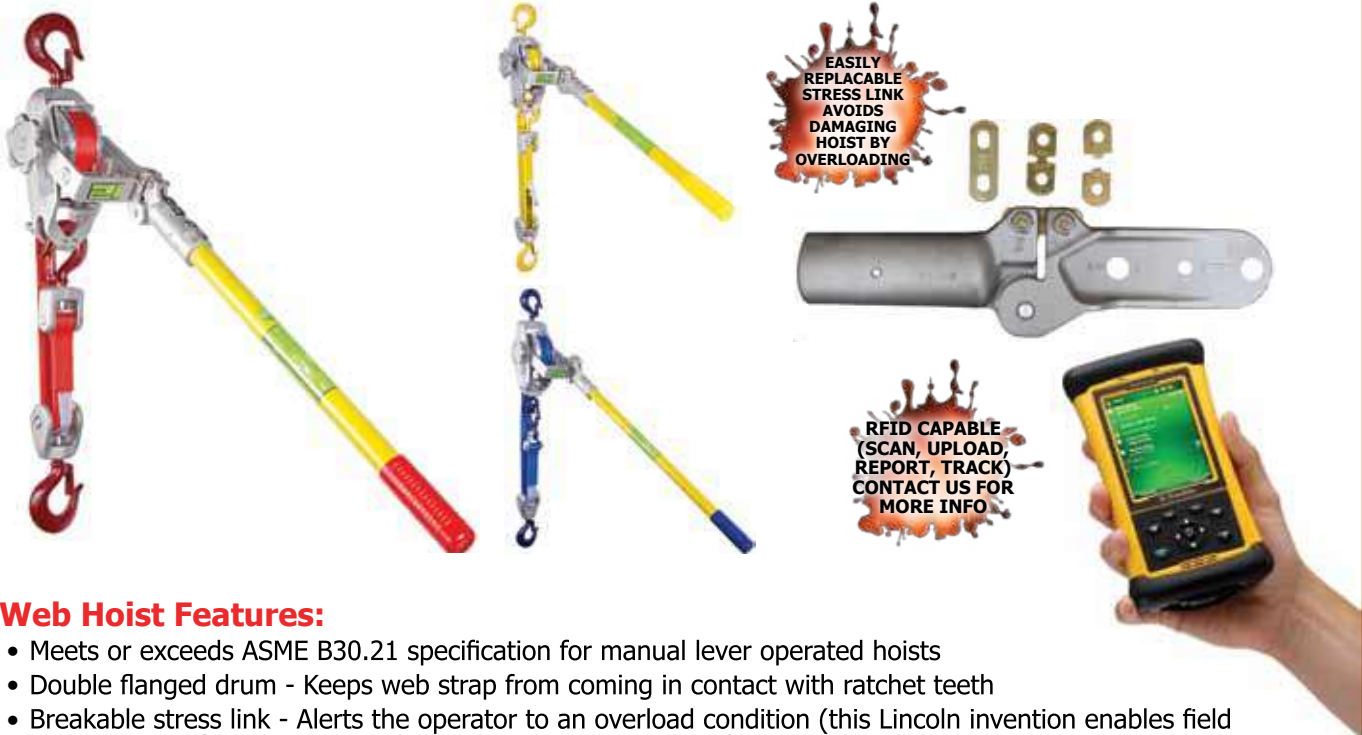
Lincoln Hoist were the manufacturer of all Lug-All's ® from 1948-2008 and are continuing to produce quality hoists. Brief history of Lincoln;

- 1949** Introduced first lever hoist using double interlocking pawls
 - 1964** Patented the first portable hoist with 50 feet of cable
 - 1966** First web strap model introduced
 - 1969** Patented breakable stress link system for use on fiberglass handles
 - 1974** Introduced the first 1240 kg portable hoist with self-storing cable
 - 1986** Produced 1,000,000th portable hoist
 - 2001** Introduced convertible web strap hoist using lynch pin fast attachments
 - 2010** Produced 2,000,000th portable hoist
 - 2011** Introduced RFID technology
- LUG-ALL® is a registered trademark of Transol Corporation



Model No.	Frame Size	Single Line				Double Line		Cable Length (cm)	Handle Length (cm)	Hoist Weight (kg.)
		Cap. (kg)	Single Lifting Distance (cm)		Cap. (kg)	Double Lifting Distance (cm)				
			Min	Max		Min	Max			
LH 1500-25-ANZ	Small	165	48.3	792.5	330	58.4	419.1	777.2	38.1	3.9
LH 2250-20-ANZ	Small	420	48.3	655.3	790	58.4	350.5	640.1	44.5	4.2
LH 3000-10-ANZ	Small	565	48.3	365.8	1130	58.4	205.7	350.5	50.8	4.0
LH 3000-30-ANZ	Medium	565	53.3	983.0	1130	73.7	520.7	960.1	63.5	6.2
LH 4000-20-ANZ	Medium	725	53.3	690.9	1290	73.7	345.4	670.5	76.2	7.0
LH 6000-15-ANZ	Large	1100	63.5	569.0	2200	87.6	320.0	548.6	139.7	15.4

LINCOLN HOISTS – WEB STRAP & WIRE ROPE (MADE IN USA)



Web Hoist Features:

- Meets or exceeds ASME B30.21 specification for manual lever operated hoists
- Double flanged drum - Keeps web strap from coming in contact with ratchet teeth
- Breakable stress link - Alerts the operator to an overload condition (this Lincoln invention enables field replacement of an inexpensive link rather than a complete fibreglass handle)

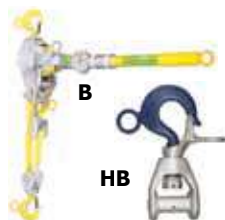
Model No.	Frame Size	Single Line			Double Line			Colour	Web Strap Length x Width (cm)	Handle Length (cm)	Hoist Weight (kg.)
		Cap. (kg)	Single Lifting Distance (cm)		Cap. (kg)	Double Lifting Distance (cm)					
			Min	Max		Min	Max				
2W10L-ANZ-1000	Small	450	45.7	332.7	900	58.4	188.0	Yellow	304.8 x 3	50.8	4.7
3W08-1300-ANZ	Small	680	45.7	271.8	1360	61.0	160.0	Red	243.8 x 3	58.4	4.7
2010060244	Small	680	45.7	332.7	1360	58.4	188.0	Red	304.8 x 3	50.8/76.2	4.7
3W15-1300-ANZ	Medium	680	50.8	482.6	1360	81.3	271.8	Red	304.8 x 3	58.4	6.4
30W08-ANZ	Convertible	680	54.6	276.9	1360	57.2	160.0	Red	243.8 x 3	76.2	4.5
30W08-1300-ANZ	Convertible	680	54.6	276.9	1360	57.2	160.0	Red	243.8 x 3	58.4	4.5
4W12-ANZ	Medium	900	50.8	396.2	1800	76.2	228.6	Blue	365.8 x 4	91.4	6.7

OPTIONAL HOIST CONFIGURATION
Add suffix below to Model No. **2W10S-L**

L (Lynch Pin Model)



B (Hot Stick Rings)
HB (Hot Stick Gate Latch)



Y (Levers added to pawl shafts – Glove & Barrier)



LINE CONFIGURATION

SINGLE



DOUBLE



HI-TOOL NGK WEB STRAP PULLERS (MADE IN JAPAN)

HI-TOOL CO., LTD

DESIGNED STRONG, LIGHTWEIGHT & COMPACT



NP-1500

NEX-1500

For overhead stringing and tensioning applications, not designed for lifting applications.

Handle neck will bend when unit is overloaded

Insulated Fibreglass handle for live line use with insulated stick



NEX-1500-H

SPECIFICATIONS

Model No.	Capacity (kN)	Strap Size (mm)	Handle Length (mm)	Pull Length (m)	Wt (kg)
NP-1500	15	32 x 2	460	1.5	3.6
NEX-1500	15 (Double)	32 x 2	460	1.5 (Double)	3.9
	7.5 (Single)			3.0 (Single)	
NEX-1500-H	15 (Double)	32 x 2	800	1.5 (Double)	4.3
	7.5 (Single)			3.0 (Single)	

RATCHET STYLE WEB-STRAP HOIST



NEL-1500 MECHANISM



NEL-1500

Model No.	Capacity (kN)	Strap Size (mm)	Handle Length (mm)	Pull Length (m)	Weight (kg)
NEL-1500	15 (Double)	32 x 2	460	1.5 (Double)	4.2
	7.5 (Single)			3.0 (Single)	

F OVERHEAD CONSTRUCTION & STRINGING EQUIPMENT

www.specialisedforce.com.au

SERVICE LINE TENSIONER



Used to tension small ABC (Aerial Bundled Cable). Made with high quality stainless steel componentry and durable yachting rope, comes with detailed tag. Usually utilised with a soft sling or pole strap (Sold Separately).

Model No.	Description	WLL (kg)	Rope Length Total (m)	Weight (m)	Grip Details			
					Eye Size (mm)	Min Cable	Max Cable	WLL (kN)
SERVICE-TGL	Service Line Tensioner Only	200	3	1.6	N/A	N/A	N/A	N/A
SERVICE/ABC	Service Line Tensioner & Grip (ABC-S-GRIP)	200	3	2.2	26x30	2x16 4x16	2x50 4x35	3.5

OTHER LENGTHS AVAILABLE UPON REQUEST

POLE STANDS – ALUMINIUM FLAT STACK (MADE IN AUSTRALIA)

- Lightweight but strong aluminium construction
- Fold to stack flat
- Two sizes available
- High visibility reflective stickers for night works
- Easy to use one man operation



Model No.	Description	Load Certification (kg)*	Dimensions Height x Base x Width (mm)	Weight Each (kg)
APS-500	Pole Stand 500mm High	4,000	500x800x100	10
APS-850	Pole Stand 850mm High	4,000	850x800x100	12

* WLL of 4 tonne on Firm Ground with Bearing >250kPa

HEAVY DUTY GRADED TUBULAR WEAVE (MADE IN AUSTRALIA)

HDGW SERIES

Construction:

- Multi Ply
- Galvanised Strand
- Alloy Ferrule
- Soft Eye
- Copper Sleaving



HDGW Model No.	HDGWCS Model No.	To fit Cable Diameter (mm)	Grip Length (mm)	Ultimate Tensile Strength (UTS kN)	WLL (kN)
HDGW08	HDGW08CS	8-11	700	28	9.3
HDGW10	HDGW10CS	10-15	750	37	12.3
HDGW15	HDGW15CS	15-21	810	57	19.0
HDGW20	HDGW20CS	20-27	1040	73	24.3
HDGW27	HDGW27CS	27-35	1160	101	33.6
HDGW32	HDGW32CS	32-37	1160	101	33.6

Note: WLL (Working Load Limit) 3:1 Recommended as a Guide Only.

HEAVY DUTY TUBULAR GRIP (MADE IN AUSTRALIA)

CHD SERIES

Construction:

- Double or Triple Ply
- Galvanised Strand
- Alloy Ferrule
- Soft Eye



Available in 316 stainless steel or with thimble eye on request

Model No.	To fit Cable Diameter (mm)	Grip Length (mm)	Ultimate Tensile Strength (UTS kN)	WLL (kN)
CHD1004	4-7	300	5	1.6
CHD1006	6-11	350	8	2.6
CHD1010	10-14	350	15	5.0
CHD1014	14-19	400	20	6.6
CHD1019	19-28	500	37	12.3
CHD1028	28-40	600	54	18.0
CHD1040	40-55	800	62	20.6
CHD1055	55-75	900	80	26.6
CHD1075	75-95	1000	180	60.0
CHD1095	95-120	1000	215	71.6

Note: WLL (Working Load Limit) 3:1 Recommended as a Guide Only.

REFER PAGES 226–227 FOR FITTING INSTRUCTIONS

CABLE SOCKS - STANDARD TUBULAR CABLE GRIPS (MADE IN AUSTRALIA)

C1 SERIES

Construction:

- Two Ply
- Galvanised Strand
- Alloy Ferrule
- Soft Eye



MOST POPULAR

SOFT EYE - AL FERRULE Model No.	To fit Cable Diameter (mm)	Grip Length (mm)	Ultimate Tensile Strength (UTS kN)	WLL 3:1 (kN)*
C1010	10-14	350	5	1.7
C1014	14-19	400	9	3.0
C1019	19-28	500	15	5.0
C1028	28-40	600	24	8.0
C1040	40-55	800	35	11.7
C1055	55-75	900	62	20.7
C1075	75-95	1000	98	32.7
C1095	95-120	1200	133	44.3
C1120	120-150	1400	187	62.3
C1150	150-190	1600	283	94.3

¹ Copper ferrule C3 series available for reduced spark environments
* WLL (Working Load Limit) 3:1 Recommended as a Guide Only.

NON-CONDUCTIVE TUBULAR GRIP (MADE IN AUSTRALIA)

LV SERIES

Construction:

- Double or Triple Ply
- Monofilament Nylon Strand
- Alloy Ferrule
- Single Eye



For LV ABC

Model No.	To fit Cable (mm ²)	Grip Length (mm)	Ultimate Tensile Strength (UTS kN)	WLL (kN)
LV225	2 x 25mm ²	600	15	5.0
LV235	2 x 35mm ²	600	15	5.0
LV250	2 x 50mm ²	600	15	5.0
LV295	2 x 95mm ²	600	15	5.0
LV335	3 x 35mm ²	600	15	5.0
LV395	3 x 95mm ²	600	25	8.3
LV425	4 x 25mm ²	600	15	5.0
LV435	4 x 35mm ²	600	15	5.0
LV450	4 x 50mm ²	600	15	5.0
LV470	4 x 70mm ²	800	17	5.6
LV495	4 x 95mm ²	800	25	8.3
LV4150	4 x 150mm ²	800	25	8.3

Note: WLL (Working Load Limit) 3:1 recommended as a guide only.

HV SERIES

Construction:

- Double or Triple Ply
- Monofilament Nylon Strand
- Alloy Ferrule
- Double Eye



For HV ABC

Model No.	To fit Cable (mm ²)	Grip Length (mm)	Ultimate Tensile Strength (UTS kN)	WLL (kN)
HV335	3 x 35mm ²	800	25	8.3
HV350	3 x 50mm ²	800	25	8.3
HV370	3 x 70mm ²	800	25	8.3
HV395	3 x 95mm ²	900	31	10.3
HV3120	3 x 120mm ²	900	31	10.3
HV150	3 x 150mm ²	900	31	10.3
HV3185	3 x 85mm ²	900	31	10.3

Note: WLL (Working Load Limit) 3:1 recommended as a guide only.

OVERHEAD CONSTRUCTION & STRINGING EQUIPMENT

www.specialisedforce.com.au

OTHER SOCKS AVAILABLE

NOTE: Other variations and sizes available, please contact your nearest Specialised Force branch for more information with WLL and cable OD sizing.

DOUBLE-EYE SERIES



LACE UP SERIES



OPEN BOTH ENDS



EXTENSIVE RANGE OF SOCK CONFIGURATION, TYPES & MATERIALS AVAILABLE

HOSE RESTRAINTS

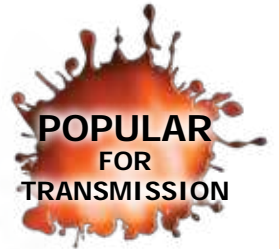


**TRANSMISSION STRINGING CABLE GRIPS
(MADE IN ITALY)**



C06 SERIES

Single eye cable grips



Model No.	Conductor Diameter (mm)	Identifying Colour	Useful Length L1 (mm)	Total Length L (mm)	WLL (kN)*	Wt (kg)
C 06.S.1	8-17	YELLOW	1100	1400	12	0.7
C 06.S.2	17-29	RED	1350	1700	28	1.3
C 06.S.3	29-38	GREEN	1470	1900	45	2.1
C 06.S.4	38-50	BLACK	1810	2270	61	2.7

* WLL: 3:1 Safety Factor

C07 SERIES

Double end cable socks for temporary connection of conductors



Model No.	Conductor Diameter (mm)	Identifying Colour	Useful Length L1 (mm)	Total Length L (mm)	WLL (kN)*	Wt (kg)
C 07.S.1	8-17	YELLOW	1100	2680	12	1.2
C 07.S.2	17-29	RED	1360	3240	28	2.3
C 07.S.3	29-38	GREEN	1470	3340	43	3.6
C 07.S.4	38-50	BLACK	1820	4240	60	4.8

* WLL: 3:1 Safety Factor

F OVERHEAD CONSTRUCTION & STRINGING EQUIPMENT

www.specialisedforce.com.au

GENERAL FITTING INSTRUCTIONS AND CONDUCTOR PREPARATION

Note, you should always follow manufacturer's instructions or procedures.

When you first come to fit your Cable Grip, you will probably find that the conductor has been cut using some shearing Mechanism, for example a parrot beak cutter. This method of cutting leaves a very sharp edge on the end of the conductor, as **Figure 1** shows.

In order to obtain maximum strength from your cable grip, it is extremely important to remove the sharp edge and it is very easy to do, only taking a minute or two. **Figure 2.**

A rule of thumb for the amount of chamfer on the conductor, is approximately 30° chamfer for a distance of approximately half the diameter of the conductor. This applies whether the cable is a solid copper rod, or a stranded aluminium conductor.

When you unpack your cable grip, you will notice that the end has probably closed over, similar to that in the photograph illustration. **Figure 3.**

This does not mean that the grip is in any way damaged. You will need to open up the mouth of the cable grip before trying to fit it on to the end of the conductor. To open up the cable grip, all you have to do is, by hand, manipulate the wires at the end until you get a nice opening as per the photograph. **Figure 4.**

If you are going to fit the cable grip to a stranded conductor or even a wire rope, it may be necessary to use some PVC electrical tape. Tape down the end of the conductor for about 25mm. just to prevent the strands from coming out of their formation and snagging or catching on the inside of the cable grip as it is being fitted. It is now just a matter of putting the mouth end of the cable grip against the end of the conductor and slowly working it on.

In the picture, **Figure 5**, the conductor has been pushed into the cable grip as far as it can go - right up to the very shoulder of the cable grip. Once you are sure it is in as far as it can go, ensure that all the slack or the loose spots along the grip have been eased out towards the mouth end.



Fig. 1



Fig. 2



Fig. 3



Fig. 4



Fig. 5



GENERAL FITTING INSTRUCTIONS AND CONDUCTOR PREPARATION - CONTINUED

During hauling operations it may be necessary to reverse the direction of the pull. It is vitally important that the cable grip is anchored at the mouth end to guard against accidental release during a reverse haul operation. This is a very simple procedure to do and it requires a nylon cord or wire to be placed around the end of the cable grip for approximately 25 or 30mm. The photograph shows a nylon cord being used.

Figure 6.



The final process in the installation, is to get some PVC electrical tape or some heat shrink and apply over the tail of the grip and the sealing. **Figure 7** This ensures that all the uneven surfaces are covered and makes a smooth transition from conductor to grip.



When using graded weave grips it is important to remember that there are wires protruding from the grip at intervals along the body of the grip. These wires can also foul in a reverse hauling situation. It is important that you tape protrusions prior to the commencement of the haul.

INSPECTION OF NON-CONDUCTIVE CABLE SOCKS

The following is an outline on the steps taken to carry out a visual inspection of a Nylon Cable Grip.

1. Select a work area which is clean, well lit and has somewhere to lay the grip out flat.
2. Lay the grip out.
3. Look for dirt / contamination on the grip. If dirty (e.g soil or mud) wash off with plain water and dry. If contaminated by something other than dirt it is advisable to remove the grip from service and replace. Some types of contamination (e.g oil) can affect the nylon. The extent to which the nylon has been affected can never be determined by sight.
4. Start at the eye, look for broken or abraded strands of nylon. If none found move to step 5. If one or more broken or badly abraded strands are found then replace grip.
5. Starting at the eye look for kinked or pulled strands. This would indicate the grip may have been fouled on a roller and would indicate possible overloading at these points. If none found move to step six, should the grip show kinks or pulled strands - then replace the grip.
6. Check the colour, the nylon should be a clear or coloured transparent colour, if it has changed to a milky opaque - then replace the grip.
7. Examine the grip for "elasticity". Manipulate the grip, it must feel "springy" soft. It is advisable, where possible, to have a new grip on hand to use as a "benchmark" for examination. If the grip feels hard then replace. Once this procedure is complete you can be confident the grip is suitable for continued use, or should be discarded.



SERIES 00505 OVERHEAD & UNDERGROUND LINE SWIVELS (MADE IN CANADA)



DCD Line Swivels are typically constructed with a needle roller thrust bearing for tensile load and a radial bearing for bending load.

They combine a high safe working load with a compact design.

All sizes incorporate an oil seal and are manufactured from high strength stainless steel.

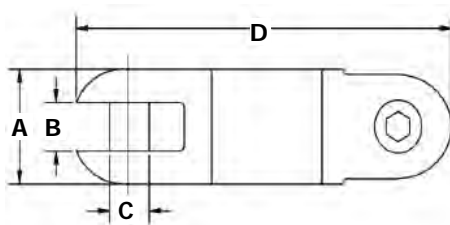
Sizes 00505-020 and larger are supplied with a grease point for lubrication. This is particularly useful in overhead applications where high speed rotation is possible.

All sizes of both types are pull tested to verify the 3:1 safety factor and all swivelling sizes are fully capable of rotation at full working load. Test certificates are available upon request.

SPECIFICATIONS

Model No.	Safe Working Load (kN)	Dimensions (mm)				Replacement Pin Model No.	Weight (kg)
		A	B	C	D		
00505-005	3.3	16	7.1	4.8	64	00005-SLT	0.06
00505-008	5.0	20	7.1	4.8	78	00008-SLT	0.12
00505-010	10.0	22	9.5	7.9	86	00010-SLT	0.15
00505-015	15.6	25	10.3	9.5	98	00015-SLT	0.23
00505-020	22.2	32	13.5	10.3	121	00020-SLT	0.45
00505-025	31.1	35	14.3	12.7	130	00025-HEX	0.63
00505-027	40.0	38	15.1	12.7	143	00025-HEX	0.77
00505-030	44.5	41	17.5	15.9	152	00030-HEX	0.95
00505-035	66.7	51	19.8	17.5	178	00035-HEX	1.7
00505-040	110	60	26.2	22.2	262	00040-HEX	3.5
00505-045	222	76	30.2	28.6	349	00045-HEX	7.7

NOTE: The Safe Working Load is Calculated at 3:1 Safety Factor



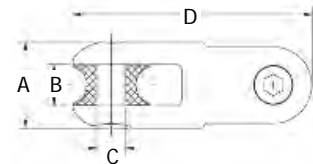
ROPE TO ROPE CONNECTORS (MADE IN CANADA)



The Rope to Rope Connectors are used to connect two ropes of up to 22mm diameter. The entire product, including sheaves, is manufactured from Stainless Steel. Replacement sheaves are available by contacting your nearest Specialised Force Branch.

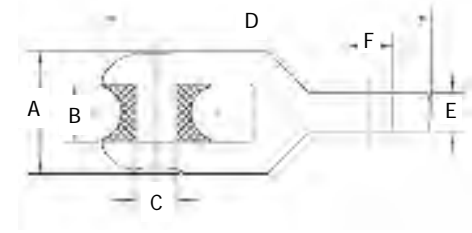
Model No.	WLL (kN)	Diameter (mm)	A (mm)	B (mm)	C (mm)	D (mm)	Weight (kg)
00521-035	66.7	22	50.8	23.8	17.5	139.7	1.23

* WLL (Working Load Limit) 3:1 Recommended as a Guide Only.



ROPE TO SWIVEL CONNECTORS (MADE IN CANADA)

This product is used to connect a swivel to pulling rope. The entire product, including sheave, is manufactured from Stainless Steel. Replacement sheaves are available by contacting your nearest Specialised Force Branch.



Model No.	WLL (kN)	Max. Rope Dia. (mm)	Dimensions (mm)						Weight (kg)	Fits Line Swivel
			A (mm)	B (mm)	C (mm)	D (mm)	E (mm)	F (mm)		
00522-025	31.1	22.2	50.8	23.8	17.5	134.9	12.7	13.4	0.9	00505-020 00505-025 00505-027
00522-035	66.7	22.2	50.8	23.8	17.5	136.53	16.6	19.0	1.0	00505-030 00505-035

* WLL (Working Load Limit) 3:1 Recommended as a Guide Only.



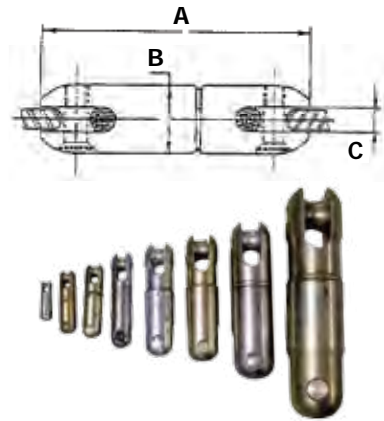
SWIVELS (MADE IN ITALY)

Model No. F250.R

Swivel joint for ropes and conductors. Designed to release torsion and twisting during cable pulling and overhead stringing operations. Made of galvanised steel, complete with an axial bearing for an easy rotation.

Standard Model No.	Dimensions (mm)			Rope (Max Ø mm)	Standard Model No.	Wt (kg)
	A	B	C			
F250.R.06	60	18	8.5	7	4	0.10
F250.R.08	95	25	10	9	8	0.36
F250.R.12	118	33	15	14	25	0.60
F250.R.13	130	40	17	16	40	0.90
F250.R.16	165	45	21	18	63	1.50
F250.R.18	180	50	23	22	80	2.30
F250.R.24	230	60	28	26	130	3.10
F250.R.28	310	80	36	32	260	7.00
F250.R.32	345	85	38	38	280	10.50

* WLL: 3:1 Safety Factor



GF SERIES ROPE JOINTS

Joint made of high tensile galvanised steel, for connection of galvanised steel wire rope or pulling rope rope. Designed to pass over capstan grooves of pullers or puller/tensioners.

Model No.	Dimensions (mm)					For Rope (mm Ø)	WLL* (kN)	Wt (kg)
	A	H	B	Ø	R			
GF.10.00	68	14.0	36	17	13	10/12	23	0.2
GF.13.00	76	17.0	37	21	15	13/14	37	0.3
GF.16.00	96	19.0	50	22	20	16	53	0.6
GF.18.00	110	25.0	56	24	22	18/20	73	0.9
GF.24.00	125	26.5	60	28	24	22/24	120	1.3
GF.26.00	168	30.0	72	38	30	26/28	250	3.0
GF.32.00	178	35.0	80	44	34	28/32	280	3.5

* WLL: 3:1 Safety Factor



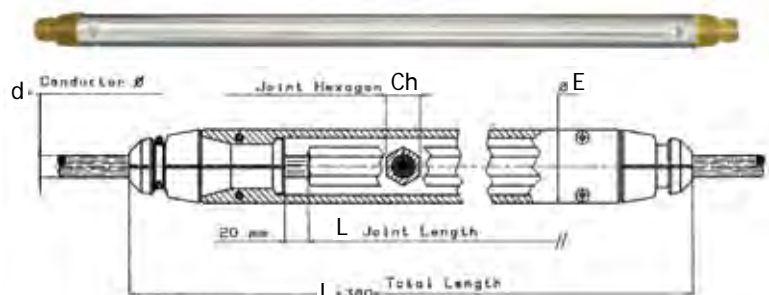
JOINT COVERS (MADE IN ITALY)

DETAILS

Joint protectors or joint covers are made up of two galvanised steel shells. The ends are shaped to hold rubber bevelled ends. Each cover is specially made to accommodate the bending radius of the conductor, during passage through running out blocks or rollers in stringing operations.

Note: Please specify the following dimensions for quotation:

L = length of the joint after pressing
d = conductor diameter
ch = hexagon OD dimension of the joint after pressing



Model No.	Pulley Groove	Cover External Ø (mm)	Conductor Ø (mm)	L max (mm)	Hexagon Ch max (mm)	WLL (kN)*	Wt (kg)
F166.40.1	54/60	50	18	700	28	2.5-5.0	10
F166.60.1	68	57	28	995	40	4.0-6.5	16
F166.65.1	68	70	32	1080	48	2.0-5.0	18
F166.92.1	95	89	50	1240	60	6.0-6.5	32

* WLL: 3:1 Safety Factor

INSULATING ROPE



DETAILS

Red water repellent three strand insulating high tenacity Polypropylene Monofilament fibre rope with low water absorption coefficient. For hot stick and bare hand work in overhead or substation applications that require maximum insulating properties. Dry tested at 100,000V per 300mm under humid conditions.

- Quality manufactured (Under ISO 9001) in accordance with IEC 62912.
- Manufactured in various lengths with diameters ranging from 6mm to 20mm.
- Splicing available upon request*
- Can be manufactured in Safety Yellow



PLEASE NOTE: Made to Order (Safety Yellow) will be subject to longer lead-times.

SPECIFICATION

Model No.	Rope Size (mm) OD	Length (m) on Roll	Breaking Load (daN)*	Weight per/m (g) Approx
982020	8	100	911	30
982019	8	200	911	30
982018	8	300	911	30
982022	14	100	2847	90
982023	14	200	2847	90
982024	14	300	2847	90
988630	16	100	3416	120



***NOTE: Splicing may reduce the strength of the rope, only qualified personnel should splice this rope as per the manufacturer's recommendations. Contact us for more information on approved methods.**



APPLICATIONS

For works on high voltage, live line or proximity to electrical line.
Stringing and Laying: Aerial, Optical Fiber, Subterranean.

FEATURES

- Raw material: Polypropylene Monofilament
- Specific gravity: 0.93
- No water uptake
- Floatability
- Low flexibility
- Weak resistance to UV exposure
- Spliceable
- Additive treatment
- Insulating
- Excellent Dielectric properties
- Supplied with quality certificate
- Manufactured in accordance with IEC 62192

CAUTION

We recommend keeping the rope clean and dry in order to assure the highest dielectric properties. If the material is not used in good conditions, the highest dielectric protection can not be assured.

PELICAN ROPE 12-STRAND DYNEEMA (MADE IN USA)



HIGH STRENGTH UNDERGROUND CABLE PULLING AND OVERHEAD STRINGING ROPE



HIGH STRENGTH 12-STRAND DYNEEMA – the world’s strongest fibre

All **DYNEEMA Ropes** are light blue urethane coated for extra abrasion resistance.

This high performance rope is the first choice of top Industrial and Utility professionals.

Unaffected by Oil and Common chemicals, this high strength rope is easily spliced, exhibits low flex fatigue, near zero creep, excellent abrasion resistance with a low elongation-to-break ratio. Load sharing and staggering failure built in can eliminate dangerous backlash.

Dyneema is Kilo for Kilo, 10 times stronger than steel and 33% lighter than Nylon with over 3x the strength of Polyester or Nylon.

Additional protection from dirt is provided by our urethane coating, Eyes are professionally hand-Spliced along with polyester chafe guards. Break strength remains constant in wet or dry conditions making this the perfect choice for cable pulling, overhead stringing, mooring and towing lines, offshore positioning ropes, yachting lines, commercial fishing ropes, round-slings and tree climbing lines. With a specific gravity of 0.98, this rope floats!



DETAILS

- Low Stretch
- Near Zero Creep
- High UV resistance
- Floats and does not absorb Water
- Eliminate Backlash
- 6% Elongation at Break
- Excellent Abrasion Resistance
- 3x Stronger than Polyester or Nylon

IMPORTANT INFO

Dyneema rope can only be used on a capstan style winch with a double braided cover, the cover is required for gripping on capstan style drums. It also protects your quality rope from dirt ingress, cuts and abrasions.



SPECIFICATIONS*

Model No.	Size (mmOD)	Break strength*	Weight per 30m
7DP-140	11.1	10,900kg	2.09kg
7DP-160	12.7	13,636kg	2.90kg
7DP-180	14.3	17,272kg	3.40kg
7DP-200	15.9	23,181kg	4.10kg
7DP-240	19.1	28,181kg	5.85kg
7DP-280	22.2	40,909kg	8.45kg
7DP-320	25.4	50,000kg	10.00kg

*** Working Load Limit is 5:1 for Lifting and 3:1 for Pulling Applications of "Break Strength" unless Otherwise Specified by Manufacturer, Local Authority, Procedure or Guideline.**

**HIGH FORCE COMPOSITE-DOUBLE BRAIDED
CABLE PULLING ROPE (MADE IN USA)**

PELICAN ROPE
The Most Trusted Name in Rope™




With shock absorption properties similar to nylon and a higher tensile strength than either nylon or polyester, this rope offers even balance and excellent resistance to abrasion, sunlight and most common chemicals.



DETAILS

- Double-braided inner core with double-braided outer jacket
- Rot and mildew resistant.
- Factory spliced eyes at both ends.
- Lowest stretch
- Select a rope with a maximum rated capacity that meets or exceeds the cable Puller's maximum capacity.
- White rope with green tracer for easy identification
- Supplied on heavy-duty plastic or wooden reel



SPECIFICATIONS

Model No.	Rope Diameter	Rope Length	Average Breaking Strength*	Weight
	mm	m	kN	Kg
4N-180-03S	14.3	91	54.6	12.7
4N-180-06S	14.3	182	54.6	28.6
4N-180-12S	14.3	365	54.6	59.0
4N-240-03S	19.1	91	114.5	26.3
4N-240-06S	19.1	182	114.5	51.3
4N-240-12S	19.1	365	114.5	104.3
SUITS GREENLEE 6001-22 CABLE PULLER				
4N-280-03S	22.2	91	134.1	40.8
4N-280-06S	22.2	182	134.1	80.7
4N-280-12S	22.2	365	134.1	163.3
4N-280-001	22.2	500	134.1	223.7
SUITS GREENLEE 6800-22 CABLE PULLER				

* Working Load Limit is 5:1 for Lifting and 3:1 for Pulling applications of "Break Strength" unless otherwise specified by manufacturer, local authority, procedure or guideline

NOTE: Longer rope lengths available on request



MODEL No. HLB-560

Aluminium Hand Line Block

Lightweight aluminium hand line block used for hauling and lifting applications. Comes with top swivelling hook with safety latch. Side opening with ball lock pin secured to body with chain.

SPECIFICATIONS

Model No.	HLB-560	HLB-560/P&C
WLL (kg)	560	560
Max Rope (mm) OD	16	16
Sheave Diameter (mm)	75	75
Gate Latch- Pin Type	R CLIP	DETENT PIN



Model No.	PCA1260
WLL (kg)	2000
Description	2m Polyester Sling

SPARE PARTS

Model No.	Description
HLB-P&C	Pin & Chain
HLB-R/CLIP	Pin & R/Clip
HLB-LK	Latch Kit - Spring, Gate & Pin



LATCH KIT
Model No. **HLB-LK**



PIN & CHAIN
Model No. **HLB-P&C**

MODEL No. BPE-1 PULLING EYE

- For anchor rod pulling
- Large offset eye for 3 tonne shackle or hook
- Allows clearance for attaching formed wire grips
- Slide wedge design allows for a range of rods sizes
- Cast from high strength iron

Model No.	Anchor Rod Ø (mm)	WLL 5:1 (kg)	Wt (kg)
BPE-1	13-32	2721	2.2



MODEL No. C 35 PORTABLE STRINGING EARTH (MADE IN ITALY)



Grounding device to be used while stringing overhead conductors or pulling ropes. Aluminium alloy sheaves with bushes grant a good sliding and electric continuity even on junction points. Contrast spring for a safe and continuous contact on conductors with junction clamp. Supplied with:

- Copper cable section 50 mm² lined with high-insulating protection, length 6 m.
- Brass clamp, clamping capacity 0 - 40 mm.
- Metallic box for storage (mod. C35.2 and C35.1).
- Plastic box for storage.



F OVERHEAD CONSTRUCTION & STRINGING EQUIPMENT

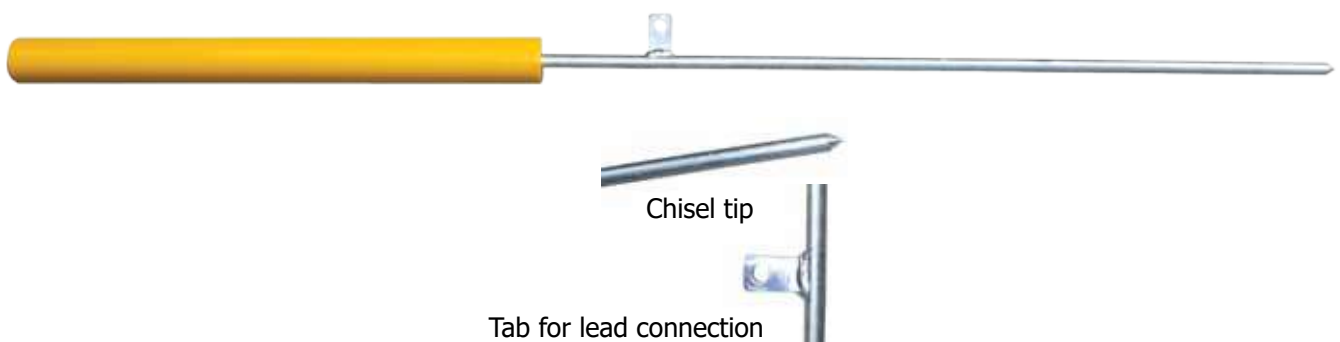
OPTIONS

01 Steel-wheels fit for anti-twisting steel rope (only for C35.2).

Model No.	Short Circuit Current	Fit for Conductor Ø (mm)	Dimensions (mm)	Weight (kg)	Metallic Box Dimensions (mm)	Metallic Box Weight (kg)
C35.1	10kA/0.4sec	3-40	500 x 420 x 180 x 85	17.0	600x600x250	17.0
C35.2	10kA/0.4sec	10-60	430 x 370 x 150 x 65	6.5	500x500x200	14.0

MODEL No. TES 770 TEMPORARY EARTH STAKE

Provides a ground where a system ground is not available. With "slide hammer" action to drive in and out, this item can be re-used. Marked at 600mm for good earth connection. Also has tab connection for bolted earth lead. Reduces the risks off manual handling using the old method of hammering in a steel peg.



www.specialisedforce.com.au

RUNNING BOARDS (MADE IN ITALY)



DETAILS

For connecting two or more conductors to pulling rope.

Running boards consist of;

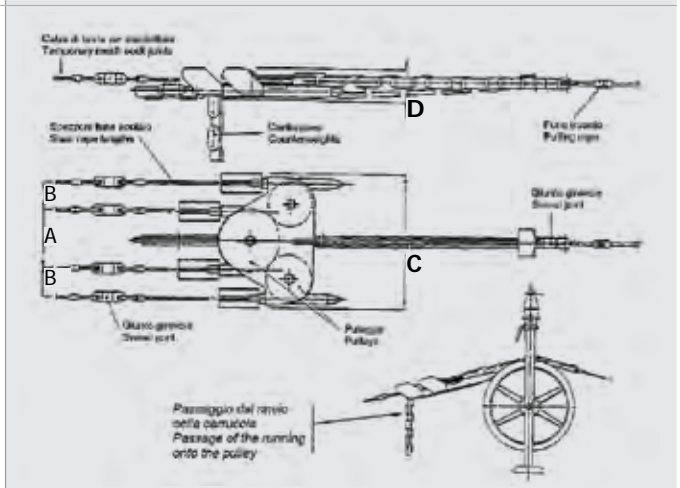
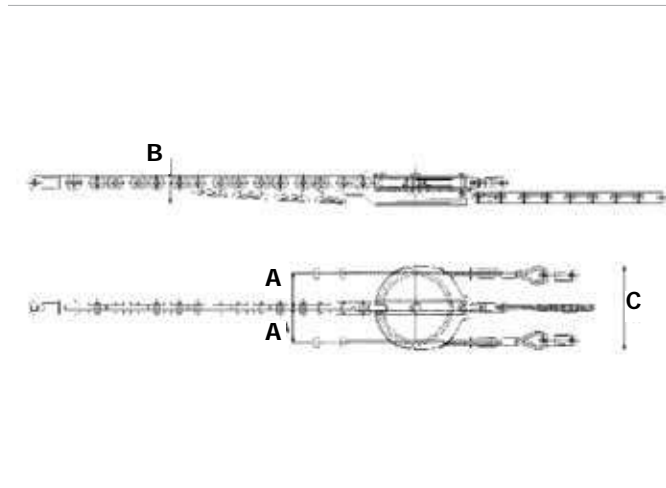
- Sheave/s with balancing counter weights
- Swivel joint for pulling rope
- Swivel joints for the conductor/s
- Anti-twist steel wire rope for conductor/s



2/3 Bundle Running Board
F153



4 Bundle Running Board
F154



(a) Number of Conductors – (b) Joint for Pulling Rope – (c) Joint for Conductors

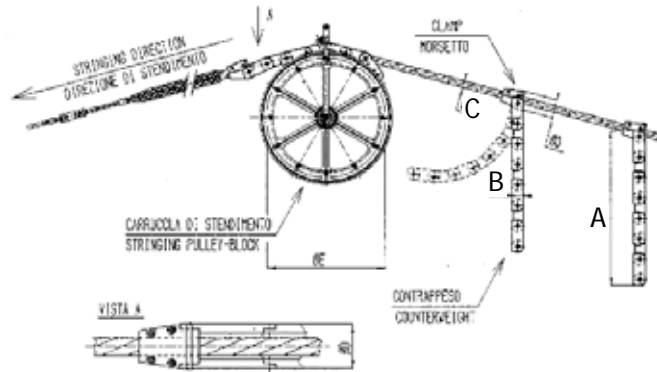
SPECIFICATIONS

Model No.	Cond (a)	Dimensions (mm)				Joints (Model No.)		Rope for Conductors			WLL (kN)*	Wt (kg)
		A	B	C	D	(b)	(c)	Ø mm	(e)m	(f)m		
F 153.2.1	2	146	160	360	-	F250.R.24.1	F250.R.16.1	16	30	-	95	140
F 153.2.2	2	174	170	410	-	F250.R.24.1	F250.R.16.1	16	30	-	95	155
F 153.2.6	2	100	125	245	-	F250.R.18.1	F250.R.13.1	12	15	-	65	85
F 153.3.1	3	146	160	360	-	F250.R.24.1	F250.R.18.1	18	30	13	95	155
F 153.3.2	3	174	170	410	-	F250.R.24.1	F250.R.18.1	18	30	15	95	175
F 153.3.6	3	100	125	245	-	F250.R.18.1	F250.R.13.1	12	15	7.0	65	90
F 154.4.1	4	290	100	540	160	F250.R.24.1	F250.R.18.1	18	30	30	95	200
F 154.4.2	4	340	130	640	160	F250.R.24.1	F250.R.18.1	18	30	30	95	220
F 154.4.5	4	296	148	640	160	F250.R.24.1	F250.R.18.1	18	30	30	95	220
F 154.4.6	4	356	178	760	160	F250.R.24.1	F250.R.18.1	18	30	30	95	240
F 154.4.8	4	340	130	640	180	F250.R.28.1	F250.R.18.1	18	30	30	250	340

(e) Rope Length for External Conductors – (f) Rope Length for Central Conductors

* WLL: 3:1 Safety Factor

F 198 SERIES OPGW COUNTERWEIGHT



Anti-twisting counterweight fit for stringing overhead fiber optics cables (OPGW). The counterweight allows to avoid the cable twisting during the passage in the running out blocks. Its shape is designed for passing in the grooves of the running out blocks without damaging the cable. A pair of nylon liners prevent damages to the conductor. Supplied in metallic case. Note: the counterweights F198 must always be used in pairs. In the purchase order, please specify the OPGW diameter. Attention: minimum distance between the two counterweights approximately 3m.

Model No.	Dimensions (mm)			Conductor Range (mm) OD	Roller		Weight (kg)
	D	A	B		Bottom of Groove Diameter (mm)	Groove Width (mm)	
F 198.50	50	1000	35	9-17	350/500	60/68	22
F 198.60	64	1000	50	17-23	500/800	68	38
F 198.88	80	1400	60	23-30	650/800	95	46



LINE TROLLEY 1 – 2 PERSONS, TWIN & TRIPLE CONDUCTOR (MADE IN ITALY)



Model No.	C 155.A.2
Description	Cable-car for twin conductor electric lines. Manual pull type. Made of light alloy structure with nylon wheels mounted on ball-bearings. Stationary brake and metre counter. Adjustable distance between wheels: 400 to 500 mm.
Capacity (kg)	100
Weight (kg)	34
Notes	Also available for 3-bundle lines (3 conductors): mod. C155.A.3



Model No.	C 155.AM.2
Description	Cable-car for twin conductor electric lines. Driven type. Made of light alloy structure with nylon wheels mounted on ball-bearings. Transmission axle with high adherence rubber wheels. Stationary brake and metre counter. Adjustable distance between wheels: 400 to 500mm. Petrol engine 1.8kW, 2 strokes, 48 cc. Translation speed 0-20m/min, max inclination 25%. Mechanical transmission with idle device.
Capacity (kg)	100
Weight (kg)	34
Notes	Also available for 3-bundle lines (3 conductors): mod. C155.A.3



LINE TROLLEY 1 – 2 PERSONS, TWIN & TRIPLE CONDUCTOR, STANDARD (MADE IN ITALY)

Model No. (Manual)	C 155.B.2	C 155.B.3	C 155.B.4
Conductor Lines	2	3	4
Weight Without Engine (kg)	45	50	55
WLL (kg)	200	200	200
Description	Line-car suitable for 2 people, fit for 2, 3 or 4 bundle conductor electric lines. Driven type. Made of light alloy structure with nylon wheels mounted on ball-bearings. Stationary brake and metre counter.		



Model No. (Motorised)	C 155.BM.2	C 155.BM.3	C 155.BM.4
Weight With Engine (kg)	115	125	140
WLL (kg)	200	200	200
Description	Line-car suitable for 2 people, suitable for 2, 3 or 4 bundle conductor. Driven type. Light alloy structure. Aluminium wheels mounted on ball-bearings. Drive wheels lined with polyurethane with high coefficient of friction. Transmission axle with high grip rubber wheels. Stationary brake and metre counter. Petrol engine 3.7 kW, 48cc with hydraulic power unit. Drive speed 0-40 metres/min, max inclination 40%. Removable engine and hydraulic transmission components.		



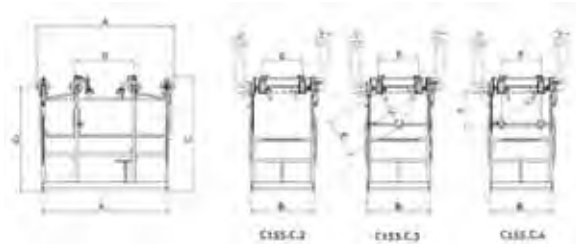
Note: Line cars with different dimensions can be produced on request

C 155.C SERIES (MANUAL) (MADE IN ITALY)

Line-car suitable for 2 people fit for 2, 3 or 4 bundle conductor.
Light aluminium-alloy structure welded TIG-system. Four opening arms for wheels, fit for passing obstacles. Aluminium wheels mounted on bearings. Parking brake. Metre counter. Service platform. Fit for 2 operators.

OPTIONAL

- Nylon wheels mounted on bearings
- Negative disk brake, with manual opening
- Arms for wheels openable with horizontal rotation



Model No.	Conductors	Max. Load (kg)	Dimensions (mm)								Weight (kg)
			A	A1	B	B1	C	C1	D	E	
C155.C.2	2	250	2070	1900	1270	950	1570	1390	865	400-500-600	87
C155.C.3	3	250	2070	1900	1270	950	1570	1390	865	400-500-600	90
C155.C.4	4	250	2070	1900	1270	950	1570	1390	865	400-500-600	92

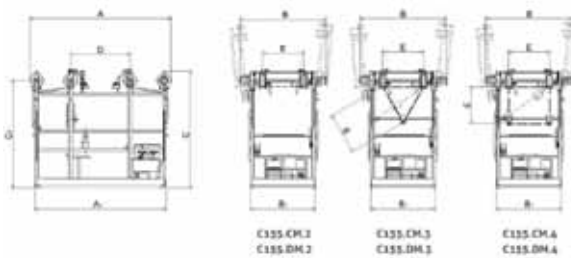
C155.CM SERIES (MOTORISED)

Motorised line-car for 2 people fit for 2-, 3- or 4- bundle conductor.

Light aluminium-alloy structure welded TIG-system. Four openable arms for wheels, fit for passing obstacles. Aluminium wheels lined with high grip rubber. Parking brake acting on the conductor. Metre counter. Service platform. Fit for 2 operators. Hydraulically driven wheels. Petrol engine 2.9 kW. Variable speed 0 to 30 metres/min in both directions. Maximum inclination allowed: 40%. Power pack is removable.

OPTIONAL

- Arms for wheels openable with horizontal rotation
- Earthing Device
- N.2 disk brakes manually operated by 1 lever
- N.4 disk brakes manually operated by 2 levers
- Special structure with load capacity = 400kg



NOTE: The weight is 20% higher than the standard version

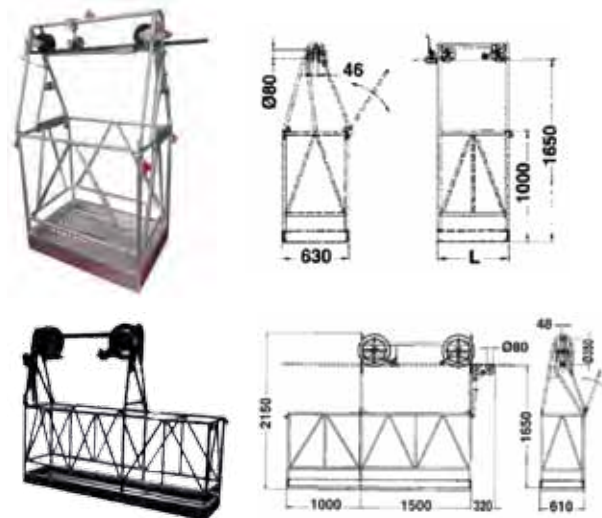
Model No.	Conductors	Max. Load (kg)	Dimensions (mm)								Weight (kg)
			A	A1	B	B1	C	C1	D	E	
C155.CM.2	2	250	2070	1900	1270	950	1570	1390	865	400-500-600	188
C155.CM.3	3	250	2070	1900	1270	950	1570	1390	865	400-500-600	197
C155.CM.4	4	250	2070	1900	1270	950	1570	1390	865	400-500-600	205

LINE TROLLEY – SINGLE PERSON, SINGLE CONDUCTOR

Model No.	C150.11
Description	Single-seat line car fit for single-conductor lines. Aluminium alloy structure with nylon wheels mounted on ball-bearings. Parking brake. Nylon band for back support. Foot rest.
Capacity (KG)	100
Weight (KG)	6.5



LINE TROLLEY – 1 – 2 PERSONS, SINGLE CONDUCTOR (MADE IN ITALY)



Model Series C 155.10

Fit for 2 people. Manual pull type. Aluminium alloy structure with nylon wheels mounted on ball-bearings. Parking brake. Equipped with metre counter.

Model Series C 155.11

Fit for 2 people. Manual pull type. Aluminium alloy structure with nylon wheels mounted on ball-bearings. Parking brake. Equipped with metre counter.

Model No.	Suitable for Persons	Capacity (kg)	Length (mm)	Height (mm)	Width (mm)	Weight (kg)
C 155.10.A	1	100	650	1650	630	28
C 155.10.B	2	200	1000	1650	630	28
C 155.11	2	200	2820	2150	610	82

CONDUCTOR BICYCLE (MADE IN ITALY)

DETAILS

Cable or conductor bicycles for single, twin, three and four bundle conductor. Nylon wheels are mounted on ball-bearings.

The conductor bicycle is suitable for travelling along conductors similar to that of a common bicycle. Units are equipped with negative-type disc brake and a safety brake clamping the conductor, transmission by cardanic joint, safety belt, and metre counter.

Optional: Bag for conductor spacers – available upon request.

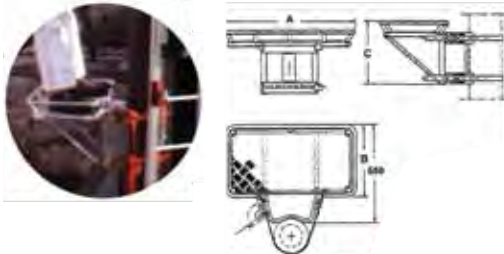
Conductor Type	Model No.	Capacity (kN)	Dimensions (m)	Weight (kg)
	C 175.1	1	1.15x0.50x1.81	26
	C 175.2	1	0.75x0.70x1.40	34
	C 175.3	1	0.70x0.60x1.40	40
	C 175.4	1	1.60x0.70x1.50	49



ALUMINIUM WORK PLATFORMS (MADE IN ITALY)

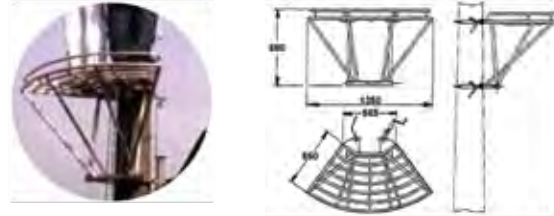


Service Platform



Service platform suitable for use on poles for maintenance of overhead equipment. Made of aluminium alloy, with double nylon straps and ratchet for pole attachment.


Semicircular Platform



Semicircular platform for working on poles, suitable for circular poles, it is particularly suitable for long operations. Made of aluminium alloy, frame with double fittings, complete with ratchet and galvanised steel chain.

MODEL No. MPPP-700 MULTI-PURPOSE POLE PLATFORM

This unit comes in two parts, one to secure onto the power pole as stage one and the standing unit to complete the set up. Manufactured with a combination of aluminium, steel, rubber and polyurethane this unit is certified to a working load limit of 150kg. Standing platform is 630 x 350mm. It will suit all types of power poles up to 450mm in diameter.



Model No.	Description	Suits Pole Diameters (mm)	Dimensions (mm)	WLL (kg)	Wt (kg)
MPPP-700	Multi-Purpose Pole Platform	Up to 450	1320 x 350 x 260	150	15

MODEL No. WPP SERIES WOOD POLE PLATFORMS



Made from steel and marine ply, finished with zinc plating. This unit is rated to a working load limit of 150kg. Standing platform measures 350 x 650mm, 3mm rubber is adhered for insulation and anti-slip properties. Will suit wooden power poles up to 400mm in diameter.



Standing platform is 1060 x 460mm with anti-slip surface. High tensile chain is supplied to suit wooden power poles up to 750mm in diameter. Tested and certified to working load limit 150kg. Frame work is zinc plated.

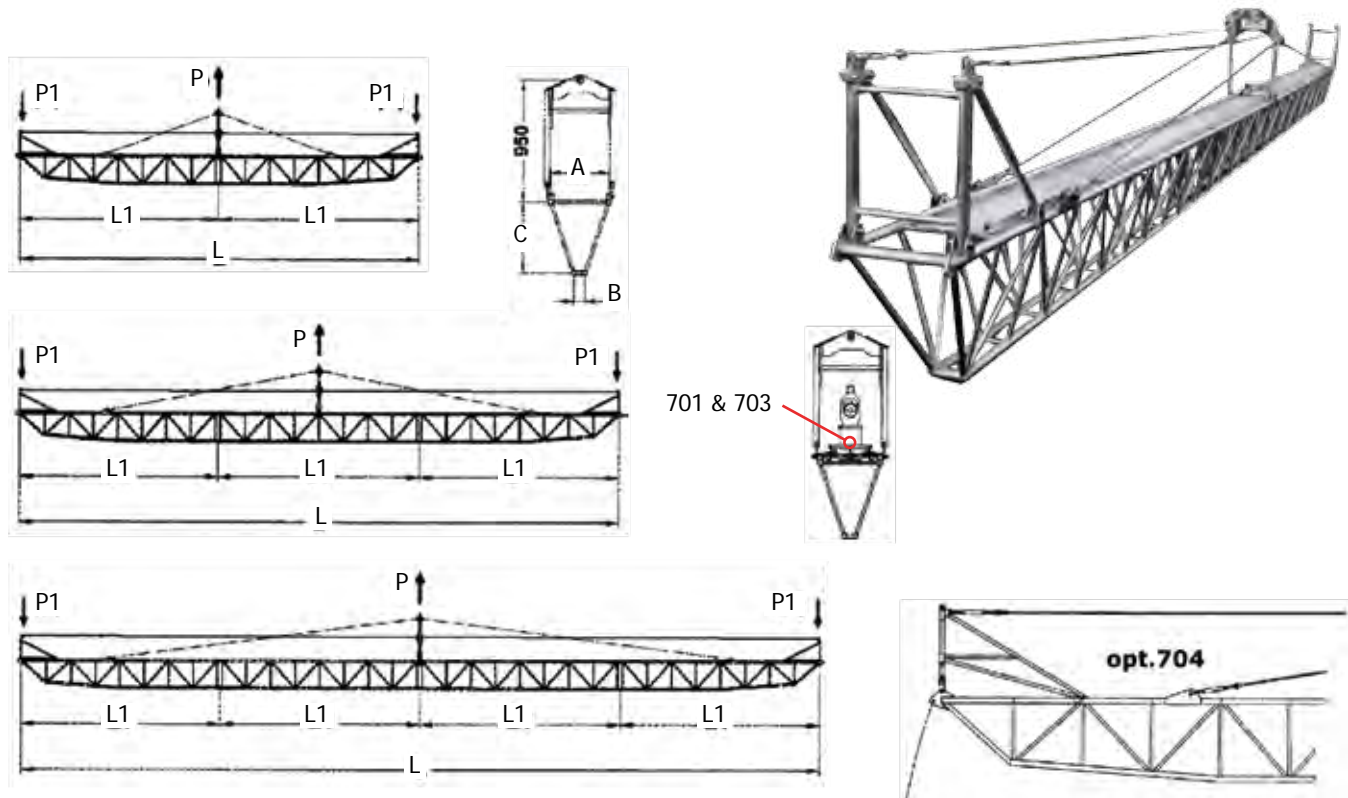
Model No.	WLL (kg)	Maximum Pole Diameter (mm)	Deck Length x Width (mm)	Weight (kg)
WPP-860	150	400	650 x 350	14
WPP-1200	150	750	1060 x 460	18



F 127 SERIES SUSPENSION PLATFORMS (MADE IN ITALY)

Suspension platform for overhead line works. Aluminium alloy structure. Made of two or more trapezoidal sections, with central fitting and lateral hooks for anchoring. Complete with wire ropes and turnbuckles.

SPECIFICATIONS



OPTIONAL

- 701** – Trolley for hydraulic press, swivelling 360°.
- 703** – Rail for press-trolley
- 704** – Double-side anti-fall protection
- 704.1** – Single-side anti-fall protection

Custom built suspension platforms with higher capacities or different lengths made to order

Model No.	Total Length (m)	Length of Each Section L1 (m)	Part WLL P1 (kg)	Total WLL P1&P1-(P) (kg)	UTS (kg)	Dimensions (mm)			Wt (kg)*
						A	B	C	
F 127.4	4	4	300	600	1800	350	90	400	50
F 127.5	5	5	300	600	1800	350	90	400	59
F 127.6(2)	6	6	300	600	1800	350	90	400	64
F 127.6.2	6	3+3	300	600	1800	350	90	400	69
F 127.8.2	8	4+4	300	600	1800	350	90	450	85
F 127.12.2(2)	12	6+6	300	600	1800	350	90	450	115
F 127.14.3	14	5+4+5	300	600	1800	350	90	450	130
F 127.16.3(2)	16	5+6+5	300	600	1800	350	90	450	140
F 127.18.3	18	6+6+6	300	600	1800	350	90	450	164
F 127.20.4(2)	20	5+5+5+5	300	600	1800	450	90	550	198

(* Weight Including 1 Single Antifall Device Opt.704.1

**C 167 SERIES SUSPENSION LADDERS (VERTICAL)
(MADE IN ITALY)**

Suspension ladder suitable for working on transmission towers.
Aluminium alloy construction, TIG welded, in one piece or more separated pieces for ease of transport. Hook complete with steel safety chain.

MODEL No. C 167.AS

Ladder with one guide for antifall device type **DA1**

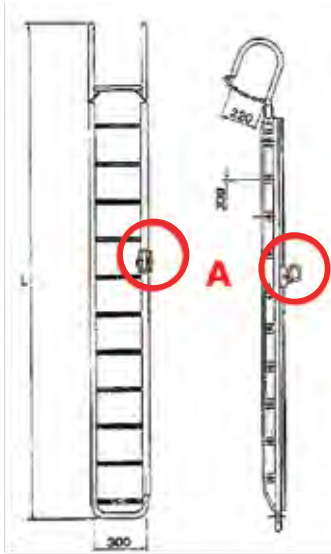
MODEL No. C 167.AD

Ladder with two guides for antifall devices type **DA1**




ANTIFALL DEVICE

DA1 - SUPPLIED WITHOUT LANYARD



Type AS
Single Anti-Fall Device



Type AD
Double Anti-Fall Device



OPTIONAL

DA1 - Antifall device (part 'A').
AGM – Wider hook opening (220 to 400 mm).

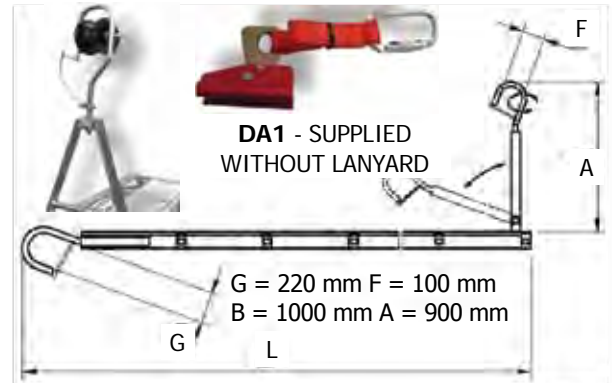
Model No. (AS) Single Guide	Model No. (AD) Double Guide	Total Length (m) (L)	No of Sections	Wt Version AS (kg)	Wt Version AD (kg)
C 167.AS.251	C 167.AD.251	2.5	1	9.5	11
C 167.AS.351(1)	C 167.AD.351(1)	3.5	1	12.5	15
C 167.AS.451(1)	C 167.AD.451(1)	4.5	1	15	18
C 167.AS.501	C 167.AD.501	5.0	1	18	21
C 167.AS.601(1)	C 167.AD.601(1)	6.0	1	19.5	23
C 167.AS.602(1)	C 167.AD.602(1)	6.0 (4+2)	2	21	24
C 167.AS.802	C 167.AD.802	8.0 (4+4)	2	30	35

C 167F SERIES SUSPENSION LADDER/PLATFORM (MADE IN ITALY)



MODEL No. C167F

Suspension ladder fit for vertical or horizontal use. Aluminum alloy structure welded with TIG system, complete with T profile for anti-fall device. Interchangeable tower hook made of galvanized steel. The foldable end with conductor hook allows the ladder to be used as a horizontal platform. Also available version C167.G...S, working load 200 daN.



OPTIONAL

- 01** - Conductor hook complete with nylon sheave.
- DA1** - Anti-fall device.

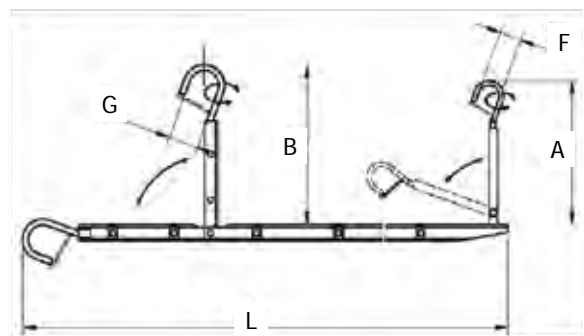
SPECIFICATIONS

Model No. (AS) Single Guide	Total Length (m) (L)	No of Sections	Vertical WLL (kg)	Horizontal WLL (kg)	Wt (kg)
C 167.F.301	3.0	1	300	100	16.5
C 167.F.401	4.0	1	300	100	20.0
C 167.F.601	6.0	1	300	100	29.5



C167G SERIES SUSPENSION LADDER/PLATFORM

Suspension ladder fit for vertical and horizontal use. Aluminum alloy structure welded with TIG system, complete with T profile for anti-fall device. The two foldable ends, fitted with hooks for tower and for conductor, allows the ladder to be used as a horizontal platform. Also available version C167.G...S, working load 200 daN.



G = 220 mm F = 100 mm
B = 1000 mm A = 900 mm

OPTIONAL

- 01** - Conductor hook complete with nylon sheave.
- DA1** - Antifall device.

SPECIFICATIONS

Model No. (AS) Single Guide	Total Length (m) (L)	No of Sections	Vertical WLL (kg)	Horizontal WLL (kg)	Wt (kg)
C 167.G.301	3.1	1	300	100	18.5
C 167.G.401	4.1	1	300	100	22.0
C 167.G.601	6.2	1	300	100	32.0

SERIES C 161 SUSPENSION LADDERS (MADE IN ITALY)



Anchoring ladder made of light aluminum alloy, with steps made of anti-slip material and suspension hooks in hot-dip galvanized steel. The ladder is complete with a fix hook for tower, 220 mm opening, and a swivel hook for leaning on the conductor, to use the ladder in horizontal position. The ladders have trapezoidal shape.

OPTIONAL

- GG2** – Swivel and folding hook for tower, 220 mm opening, replacing the fix hook.
- O1** – Hook for conductor complete with nylon pulley.
- AS** – Guide for single anti-fall device DA1.
- DA1** – Anti-fall device.



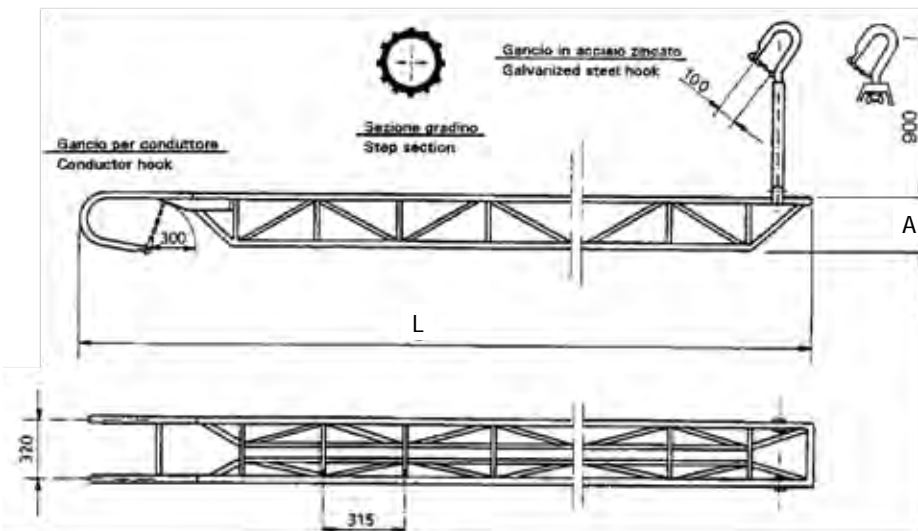
Ladder in vertical use



Ladder in horizontal use



opt.01 Hook with pulley



DA1 - SUPPLIED WITHOUT LANYARD

Model No.	Shape	Total Length (m) (L)	Length of Parts (m)	Dimension A (mm)	UTS (kg)	Max Horizontal & Vertical WLL (kg)	Wt (kg)
C 161.TP.351(1)	TRAPEZOIDAL	3.5	3.5	320	1500	300	17
C 161.TP.401	TRAPEZOIDAL	4.0	4.0	320	1500	300	20
C 161.TP.451(1)	TRAPEZOIDAL	4.5	4.5	320	1500	300	22
C 161.TP.501	TRAPEZOIDAL	5	5	320	1500	300	24.5
C 161.TP.601(1)	TRAPEZOIDAL	6	6	350	1500	300	27.5
C 161.TP.652	TRAPEZOIDAL	6.5	4.5+2	350	1500	300	31
C 161.TP.702	TRAPEZOIDAL	7	4+3	350	1500	300	35
C 161.TP.802	TRAPEZOIDAL	8	4+4	350	1500	300	40






TRAPEZOIDAL

GIN POLES & ALUMINIUM ALLOY EQUIPMENT (MADE IN ITALY)



Available on Request - Contact Specialised Force for More Information.

Ladders for pole climbing	Structures for Conductor Crossing	Gin Poles
 <p>Modular ladders made of aluminium alloy, suitable for climbing round poles.</p>	 <p>Aluminium pole structure used during construction and maintenance of power lines over roads, railways, water ways or towns. Made of light aluminium-alloy. Supplied square or triangular section modules.</p>	 <p>Gin poles made of aluminium alloy tubular structure welded with TIG system. Made of two or more separate parts. Available with external wire-rope passage (standard) or internal wire rope passage (optional). Complete with swivelling head, base with ground plate and base hook for tower attachment.</p>

OVERHEAD INSULATOR & ABC ROLLERS



Insulator Cable Roller

Insulator cable bracket to suit vertical post insulator with top clamp. The unit folds together on a hinge and has a hand screw up handle. A top ring allows the unit to be carried easily or lowered from pole tops with rope. The **ICB-040B** sits close to the top of the insulator where the **ICB-080** is raised up higher.

Model No.	Description	Suits Insulator Necks (mm)	Wt (kg)
ICB-040B	40mm OD Rollers	55-100	6.1
ICB-080	40mm OD Rollers	55-100	6.5



ABC Roller Guide & Fixing Clamp

Suitable for 4x95mm² and 4x150mm² ABC (Aerial Bundled Cable). Assembly is in two parts (Roller Guide & Cable Clamp). Handle sold separately (See below).

Model No.	Description	Handle to Suit Model No. ABC-4X150
ABC-4X150	ABC Roller for 4x95-4x150	ABC-H

F OVERHEAD CONSTRUCTION & STRINGING EQUIPMENT

www.specialisedforce.com.au

UNIVERSAL STRINGING ROLLER & ACCESSORIES



UNIVERSAL STRINGING ROLLER

A high-strength alloy gives this block a 1,135kg working load limit. The throat opening is 95.25mm high and 80mm wide. The 75mm wide, 175mm diameter sheave runs on heavy duty sealed ball bearings. The ball-eye socket clevis attachment accepts optional fittings to suspend the roller (See Below). For Urethane lined sheave, use Model No. CB-1L. Custom laser etching available upon request.



CB-1 shown with RS-1

Model No.	Description	WLL (kg)	Bottom of Groove X (mm)	Height (mm) Inc Socket	Width (mm)	Wt (kg)
CB-1	Roller Universal Stringing Al Sheave	1,135	110	370	205	4.05

SPARES: CB-1/LATCH PIN, CB-1/GATEASSY, CB-1-WASHER

MOUNTING BRACKETS FOR UNIVERSAL STRINGING ROLLER

Brackets for mounting universal stringing roller CB-1.

Product				
In Use				
Model No.	RS-1	CAB-1	IB-1	IB-AIA-J
Description	Bracket – Ratchet Strap, for ease of mounting CB-1 roller at almost any angle on all size cross-arms, concrete, steel and wooden poles	Bracket – Cross-Arm, allows the CB-1 Roller to be mounted to a cross-arm at almost any angle	Bracket – Insulator Top, with urethane jaws. Allows the CB-1 roller to be mounted to an insulator at almost any angle	Bracket – Insulator Top, allows the CB-1 Roller to be mounted to 22/33kV insulators at almost any angle
Suits	All Cross-Arms. Wood, Concrete & Steel Poles	Cross-Arms up to 146 x 159mm	Insulators, most small to medium neck size	Insulators, most small to large (Including 22/33kV)
WLL (kg)	666	1,135	1,135	1,135
Suits	All Cross-Arms. Wood, Concrete & Steel Poles	Cross-Arms up to 146 x 159mm	Insulators, most small to medium neck size	Insulators, most small to large (Including 22/33kV)











SUSPENSION ADAPTORS FOR UNIVERSAL STRINGING ROLLER

Suspension fittings for suspending rollers with ball-eye socket clevis.

Product			
Model No.	T14	T15	T12
Description	Ball Clevis	"Y" Ball Clevis	Ball Safety Hook



OVERHEAD CROSSARM ROLLERS (MADE IN AUSTRALIA)

	Model No.	Description	Wt (kg)	
	CARR-080	Inline Roller suits any crossarm material. 1 horizontal roller, ratchet strap type 750kg WLL	4.0	
	Model No.	Description	Wt (kg)	
	CARR-140	Inline Roller suits any crossarm material. 1 horizontal roller, ratchet strap type 750kg WLL	4.7	
	Model No.	Description	Wt (kg)	
	FCARR-100	Roller suits any crossarm material up to 150mm. 2 vertical/2 horizontal rollers, rubber mounts, ratchet strap type	4.8	
	Model No.	Description	Wt (kg)	
	FCARR4-100	Roller suits any crossarm material up to 150mm. 4 vertical/2 horizontal rollers, rubber mounts, ratchet strap type	5.9	
	Model No.	Description	Wt (kg)	
	WCAR-100	Roller suits wood crossarms up to 100mm. 2 vertical/horizontal rollers, "T" screw handle	4.4	
WCAR-100 shown	WCAR-150	Roller for wood crossarms up to 150mm. 2 vertical/horizontal rollers, "T" screw handle	4.8	
	Model No.	Description	Wt (kg)	
	WCAR4-100	Roller suits wood crossarms up to 100mm. 4 vertical/2 horizontal rollers, "T" screw handle	5.1	
	Model No.	Description	Wt (kg)	
	WCAR4-150	Roller suits wood crossarms up to 150mm. 4 vertical/2 horizontal rollers, "T" screw handle	5.8	
	Model No.	Description	Wt (kg)	
	WCCR-100	External Corner Roller suits wood crossarms up to 100mm. 4 vertical/2 horizontal rollers, "T" screw handles	8.5	
WCCR-100 shown	WCCR-150	External Corner Roller suits wood crossarms up to 150mm. 4 vertical/2 horizontal rollers, "T" screw handles	9.1	
	Model No.	Description	Wt (kg)	
	WCASR-100	Inline Roller suits wood crossarms up to 100mm. 2 vertical/4 horizontal rollers, "T" screw handles	6.0	
WCASR-100 shown	WCASR-150	Inline Roller suits wood crossarms up to 150mm. 2 vertical/4 horizontal rollers, "T" screw handles	6.8	
	Model No.	WLL (kg)	Description	Wt (kg)
	CASB-800	100	Roller Support Bracket with heavy duty ratchet strap suits crossarms. Can be used on wood, steel and concrete poles	5.8



HANGING ROLLERS (MADE IN AUSTRALIA)

Photo					
Model No.	ACB145-60	ABC175-60	ABC66-28	APB-1100	ASCB-080
Description	ABC Roller with Side Pin Gate & Safety Hook, Al Sheave 145mm, 50mm OD Max Cable, WLL 2,000kg	ABC Roller, swing apart, plastic sheave 170mm	ABC Roller, swing apart, plastic sheave 66mm	Roller, Plastic Nylon Sheave 600kg WLL, Suits up to 24mm OD cables, 120mm OD Roller	ABC Roller, Side Screw Latch, Aluminium Width 110mm, 105mm roller OD (Also available # ASCB-140, 140mm OD roller 150mm) WLL 500kg (Both)
Photo					
Model No.	CSR-010	PER-01	SCR-01	SCR-02	TRCG-140
Description	Catenary Stringing Roller, Plastic Sheave	Parallel Earth Roller with Plastic Sheave	Single Stringing Contact Roller, Metal Sheave	Double Stringing Contact Roller, Metal Sheave	Triple Aluminium Roller, Lightweight Al Sheaves and Safety Hook with Latch, 1000kg WLL

FIBRE OPTIC ROLLERS

	AFG90-2		AFG90-80		APBV-30
	AVH-50				AVH-50
Model No.	Description				
AFG90-1	Roller 90° with Single Middle Roller and Retainer Arms				
AFG90-2	Roller 90° with Double Middle Roller and Retainer Arms				
AFG90-80	Roller 45° with Single Middle Roller and Retainer Arms				
APBV-30	Pole Bracket for AFG Type Rollers (Makes Rollers Horizontal)				
AVH-50	Adaptor for AFG Type Rollers (Makes Rollers Vertical)				

STRINGING ROLLERS ALUMINIUM SHEAVE, URETHANE LINED & HELICOPTER



Side View
(Both Types)



Urethane Lined



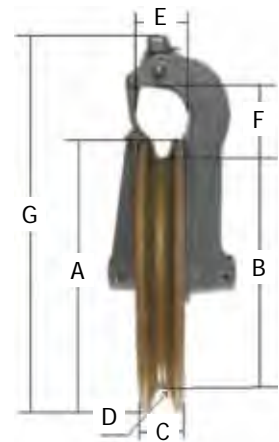
Aluminium Sheave



Urethane Lined with Helicopter Arm

FEATURES

- Supplied with removable Helicopter Arm for aerial stringing
- Spring loaded entry gate for helicopter stringing
- T6 heat treated high strength aluminium alloy A356 for entire frame construction
- Precision ground, deep groove type shielded ball bearings
- All ferrous components are protected from corrosion by zinc plating or hot dip galvanised
- Optional Urethane lined sheaves are high strength, wear resistant (Neoprene also available)
- Standard ball-eye socket clevis attachment supplied standard on rollers
- Working load limit (WLL) is referenced to single resultant vertical load
- Refer bottom of page for optional Traveller Stand



Aluminium Sheave Model No.	Urethane Lined Model No. ¹	Dimensions (mm)							Qty Fit in Cage ²	Wt (kg)	WLL (kg)
		A	B	C	D	E	F	G			
PQR-A-218	PQR-U-218	267	218	80	13	90	113	432	65	6.8	3182
PQR-A-355	PQR-U-355	419	356	61	16	81	96	610	25	11.8	4091
PQR-A-457	PQR-U-457	559	457	82	21	102	140	749	11	23.2	5455
PQR-A-609	PQR-U-609	711	610	90	22	110	152	914	6	31.4	5455
PQR-A-711	PQR-U-711	819	711	91	24	110	152	1006	5	35.5	5455
PQR-A-774	PQR-U-774	889	775	91	27	110	152	1079	5	39.1	6818
PQR-A-906	PQR-U-906	1016	907	91	26	110	152	1194	3	53.2	6818
PQR-A-914	PQR-U-914	1067	914	152	51	175	228	1270	-	81.4	6818

¹ Neoprene also available upon request, example of code would be # PQR-N-218

² Rollers can be supplied in handy transportable steel mesh forklift cages (1090x1010x1000mm). Contact your nearest Specialised Force branch for more details.

ROLLER OPTIONS



“-S” Traveller Stand mounted to the bottom of roller

Model No. Suffix

-S

Description

Traveller Stand for bottom of roller

Example of Model No.

PQR-U-457-S

REFER PAGE 248 FOR SUSPENSION SOCKET FITTINGS

STRINGING ROLLERS WITH INTERCHANGEABLE NYLON SECTORS




Side View



Front View



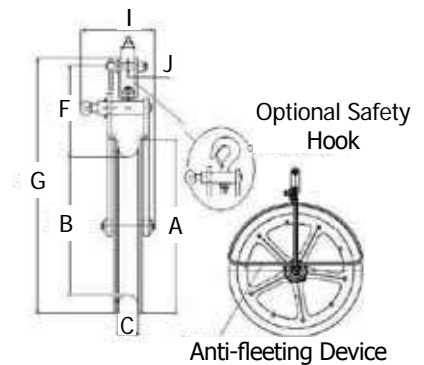
Replaceable Nylon Sectors



"Swivel Joint" (-J-) Top Attachment

FEATURES

- Supplied with anti-fleeting device
- Swing down side arm for inserting rope or conductor
- Liner is special high strength, wear resistant replaceable nylon sectors
- High strength aluminium alloy
- Precision ground, deep groove type shielded ball bearings
- All ferrous components are protected from corrosion by zinc plating or hot dip galvanised
- Swivel or Safety hook attachment
- Working load limit (WLL) is referenced to single resultant vertical load



Swivel Joint Model No.	Safety Hook Model No. ¹	Dimensions (mm)								Qty Fit in Cage ¹	Wt (kg)	WLL (kg)*
		A	B	C	E	F	G	I	J			
PQRI-J-352	PQRI-H-352	442	352	49	159	168	585	26	13	25	11.8	2719
PQRI-J-496	PQRI-H-496	620	496	67	130	280	860	30	16	10	25.0	4078
PQRI-J-648	PQRI-H-648	772	648	67	140	270	1000	30	16	5	29.5	4759

* Based on 3:1 safety factor

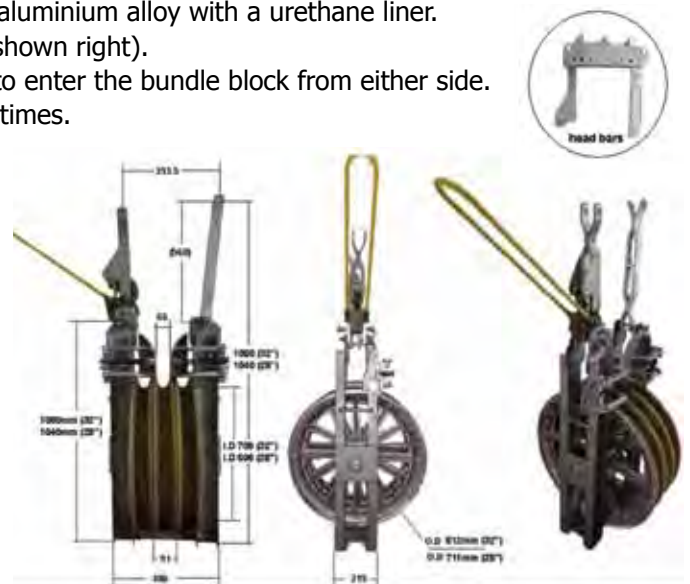
¹ Rollers can be supplied in handy transportable steel mesh forklift cages (1090x1010x1000mm), contact your nearest Specialised Force branch for more details

HELICOPTER BUNDLE STRINGING ROLLERS

FEATURES

- Conductor sheaves and centre drum are high strength aluminium alloy with a urethane liner.
- Hanger strap or optional head bars are also available (shown right).
- Special cam wheel assembly allows the helicopter line to enter the bundle block from either side.
- The load is distributed on both sides of the block at all times.
- Guards position the pulling line in the centre sheave until the running board passes through.
- Contact your nearest Specialised Force branch for more details

Model No.	Name	Weight (kg)
HBB-28	Helicopter Bundle Block	152



REFER PAGE 248 FOR SUSPENSION SOCKET FITTINGS

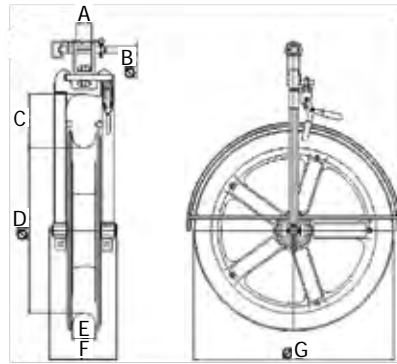
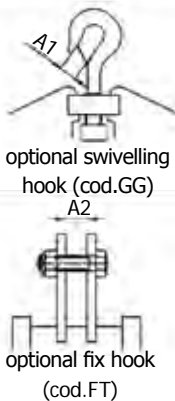
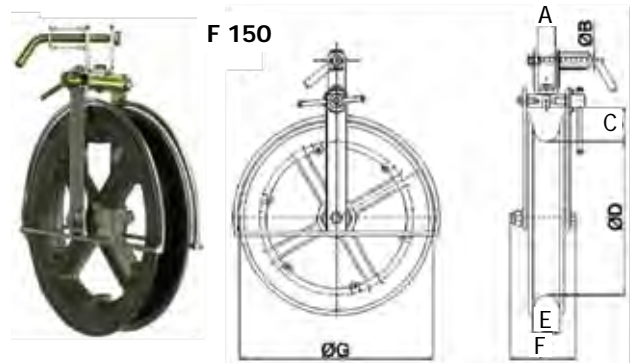
MODEL No. F 144 & F 150 SINGLE STRINGING ROLLERS (MADE IN ITALY)

Single sheave running out block suitable for stringing overhead conductors. Aluminium sheave mounted on sealed ball bearings. Grooves lined with nylon sectors. Opening galvanised steel frame with non-fleeting device. Standard swivelling fork attachment.

SPECIAL FOR OPGW: Model **F 144.100.60** is specially designed for fibre optic conductors.

OPTIONAL

- 301.1 Swivelling hook attachment (model GG).
- 301.2 Fixed hook (model FT).
- 314 Bottom groove lined with aluminium sectors (only for sheaves with groove width E= 38, 50, 60 & 68mm).
- 320 Box for transport and storage (model F 144.C).
- 326 Earthing device (option 314 needed). Only for aluminium sectors
- 326.1 Ground Device with contact conductor through cascading rollers
- 327 Non-fleeting device (standard on model F 150).
- 328 Special U-shaped frame.
- 329 Copper cable with transparent PVC protection, with a clamp for tower and a terminal for the running out block (6 m in length).



SPECIFICATIONS

Model No.	Dimensions (mm)									UTS (Tonne)	Wt (kg)
	Hook			B (OD)	C	D (OD)	E	F	G (OD)		
	A	A1	A2								
F 150.23	21	25	26	12	80	230	38	135	300	6.5	6.8
F 150.23.1	25	25	26	14	110	230	50	150	300	8.5	8.0
F 150.35	30	27	26	16	110	350	60	170	440	9.0	11.5
F 144.50.70	40	27	27	20	150	500	68	188	630	12.0	25
F 144.65.70	40	33	27	20	160	650	68	188	770	14.0	30
F 144.65.95	40	33	27	20	150	650	95	210	770	14.0	35
F 144.80.70	45	33	27	20	160	800	68	188	900	14.0	35
F 144.80.95	45	33	27	20	150	800	95	210	900	14.0	41
F 144.100.95	45	37	27	25	150	1000	95	230	1120	16.0	50
SPECIALLY DESIGNED FOR OPGW											
F 144.100.60	40	27	27	20	160	1000	60	190	1080	9.0	38



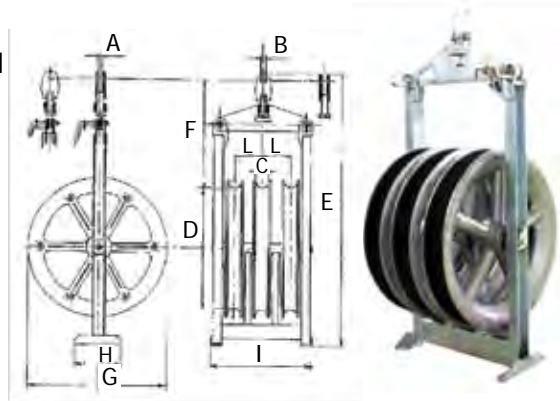
SERIES F 145 AND F 149 MULTIPLE STRINGING ROLLERS (MADE IN ITALY)

MODEL No. F 145

Triple sheave running out block suitable for stringing two or three bundled conductors. Aluminium sheaves mounted on sealed ball bearings. Grooves lined with polyurethane. Steel frame with non-fleeting devices on lateral sheaves. Demountable attachment revolving at 90°.

OPTIONAL

- 314** Sheaves lined with aluminium sectors.
- 323** Reinforced central sheave lined with nylon and mounted on sealed ball bearings.
- 325** Central sheave lined with steel sectors.
- 326** Ground device (opt.314 needed) for aluminium sectors.
- 329** Copper cable with transparent PVC protection, with a clamp for tower and a terminal for the running out block (6 m in length).



SPECIFICATIONS

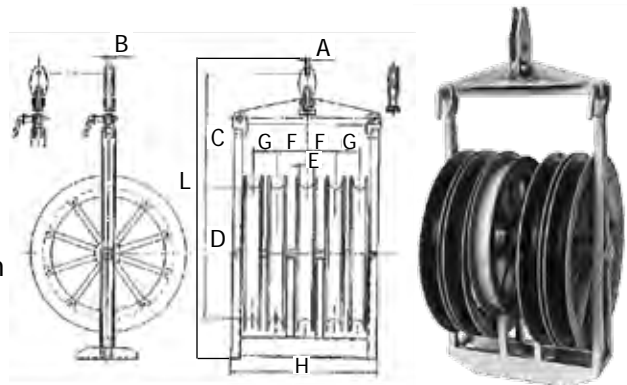
Model No.	Dimensions (mm)										UTS (Tonne)	Wt (kg)
	A	B	C	D	E	F	G	H	I	L		
F 145.35.60	20	21	60	350	900	400	440	200	400	100	8.0	40
F 145.50.68	25	25	68	500	1250	550	630	280	500	145	12.0	95
F 145.65.68	25	25	68	650	1400	550	770	280	500	145	14.0	112
F 145.65.95	25	30	95	650	1400	550	770	280	590	170	18.0	125
F 145.80.68	25	25	68	800	1500	550	900	280	500	145	18.0	128
F 145.80.95	25	30	95	800	1550	550	900	300	590	170	20.0	162
F 145.100.95	25	30	95	1000	1750	550	1100	300	590	170	22.0	205

MODEL No. F 149

Five sheaves running out block suitable for stringing four-bundled conductors. Aluminium sheaves mounted on sealed ball bearings. Grooves lined with polyurethane. Steel frame with non-fleeting devices on lateral sheaves. Demountable attachment revolving at 90°.

OPTIONAL

- 314** Sheaves lined with aluminium sectors.
- 323** Reinforced central sheave lined with nylon sectors and mounted on sealed ball bearings.
- 325** Central sheave lined with steel sectors.
- 326** Ground device (opt.314 needed) for aluminium sectors
- 329** Copper cable with transparent PVC protection, with a clamp for tower and a terminal for the running out block (6 m in length).



SPECIFICATIONS

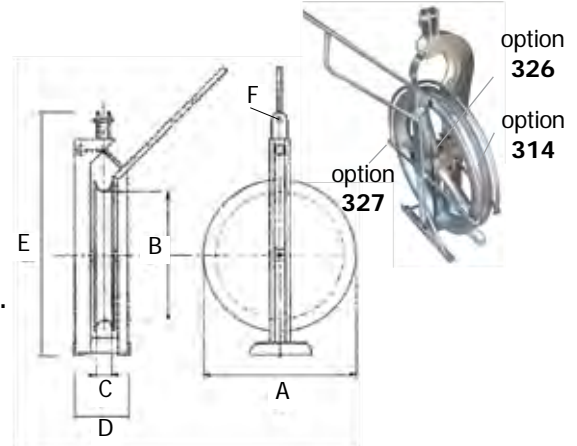
Model No.	Dimensions (mm)										UTS (Tonne)	Wt (kg)
	A	B	C	D	E	F	G	H	L			
F 149.50.68	25	25	520	500	68	145	100	700	1250	12.0	128	
F 149.65.68	25	25	590	650	68	145	100	700	1400	14.0	158	
F 149.65.95	25	30	590	650	95	170	130	820	1400	18.0	185	
F 149.80.68	25	25	590	800	68	145	100	700	1560	18.0	180	
F 149.80.95	25	30	590	800	95	170	130	820	1560	20.0	220	
F 149.100.95	30	30	590	1000	95	170	130	820	1800	22.0	275	

SERIES F 144...E & F 150...E SINGLE AND MULTIPLE HELICOPTER ROLLERS (MADE IN ITALY)

Single sheave block suitable for stringing a pilot rope by helicopter. Devices mounted on waterproof bearings for self-positioning of rope in the sheave groove. Also suitable for stringing bundle of conductors. The sheave is made with cast aluminium alloy, and it is mounted on waterproof bearings. Groove lined with interchangeable nylon sectors. Galvanised steel frame. Fixed attachment with rotation of 90°.

OPTIONAL

- 314** Bottom groove lined in aluminium.
- 326** Grounding device (opt.314 needed) for aluminium sectors.
- 327** Non-fleeting device for aluminium sectors.
- 329** Copper cable with transparent PVC protection, with a clamp for tower and a terminal for the running out block (6 m in length).



Model No.	Dimensions (mm)						UTS (Tonne)	Wt (kg)
	A	B	C	D	E	F (hole OD)		
F 150.23.50.E	300	230	50	220	550	25	8.0	15
F 150.35.60.E	440	350	60	240	680	25	9.0	22
F 144.50.70.E	630	500	68	340	980	25	12.0	49
F 144.65.70.E	770	650	68	340	1220	25	12.0	52
F 144.65.95.E	770	650	95	370	1220	25	12.0	61
F 144.80.70.E	900	800	68	340	1320	25	12.0	64
F 144.80.100.E	900	800	100	380	1320	25	12.0	68
F 144.100.100.E	1120	1000	100	380	1560	25	20.0	85

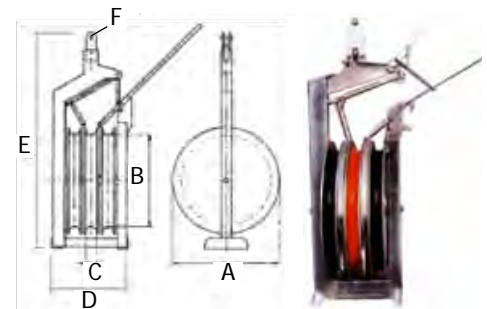
MODEL No. F 145...E

Triple block suitable for stringing, by helicopter, 2 or 3 bundle conductors. Devices mounted on waterproof bearings for self-positioning of the rope in the sheave groove.

The sheave is made with cast aluminium alloy, and it is mounted on waterproof bearings. Groove lined with interchangeable nylon sectors. Galvanised steel frame. Fixed attachment with rotation of 90°.

OPTIONAL

- 314** Bottom groove lined in aluminium.
- 326** Grounding device (opt.314 needed) for aluminium sectors.
- 329** Copper cable with transparent PVC protection, with a clamp for tower and a terminal for the running out block (6 m in length).

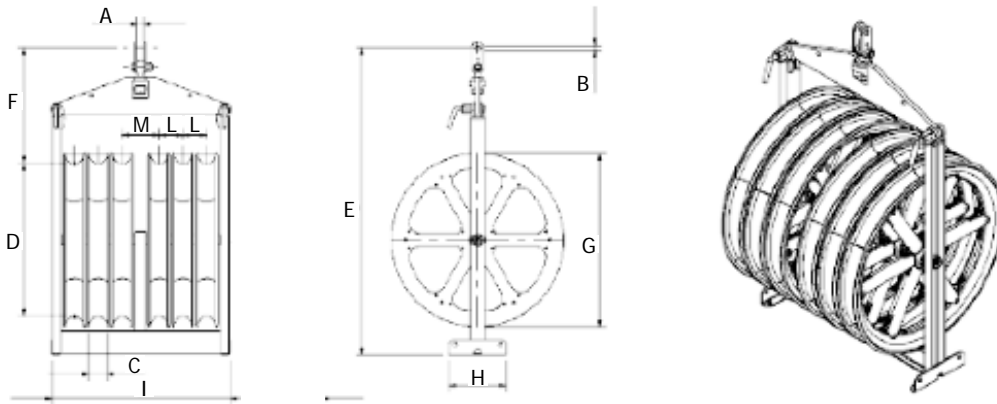


SPECIFICATIONS

Model No.	Dimensions (mm)						UTS (Tonne)	Wt (kg)
	A	B	C	D	E	F (hole OD)		
F 145.50.70.E	630	500	68	670	1080	25	18.0	120
F 145.65.70.E	770	650	68	670	1320	25	18.0	160
F 145.65.95.E	770	650	95	780	1320	25	18.0	170
F 145.80.70.E	900	800	68	670	1420	25	18.0	175
F 145.80.95.E	900	800	95	800	1420	25	18.0	196
F 145.100.95.E	1120	1000	95	800	1640	25	20.0	250



SERIES F 188 MULTIPLE HELICOPTER STRINGING ROLLER (MADE IN ITALY)



Six sheave running out block suitable for six bundled conductors, using 2 pilot ropes. Aluminium sheaves mounted on sealed ball bearings. Grooves lined with nylon. Steel frame with non-fleeting devices on lateral sheaves. Demountable attachment revolving at 90°.

OPTIONAL

- 314 Sheaves lined with aluminium sectors.
- 325 Central sheave lined with steel sectors.
- 326 Ground device (opt.314 needed) for aluminium sectors.
- 329 Copper cable with transparent PVC protection, with a clamp for tower and a terminal for the running out block (6 m in length).

SPECIFICATIONS

Model No.	Dimensions (mm)											UTS (Tonne)	Wt (kg)
	A	B	C	D	E	F	G	H	I	L	M		
F 188.65.68	30	30	68	650	1400	550	770	280	750	100	145	18.0	180
F 188.65.95	30	30	95	650	1400	550	770	280	880	125	170	20.0	207
F 188.80.68	30	30	68	800	1500	550	900	300	750	100	145	18.0	204
F 188.80.95	30	30	95	800	1550	550	900	300	880	125	170	20.0	240

MODEL No. F 189

Seven sheaves running out block suitable four or six bundled conductors, using 1 or 2 pilot ropes. Aluminium sheaves mounted on sealed ball bearings. Grooves lined with nylon. Steel frame with non-fleeting devices on lateral sheaves. Demountable attachment revolving at 90°.

OPTIONAL

- 314 Sheaves lined with aluminium sectors.
- 325 Central sheave lined with steel sectors.
- 326 Ground device (opt.314 needed) for aluminium sectors.
- 329 Copper cable with transparent PVC protection, with a clamp for tower and a terminal for the running out block (6 m in length).

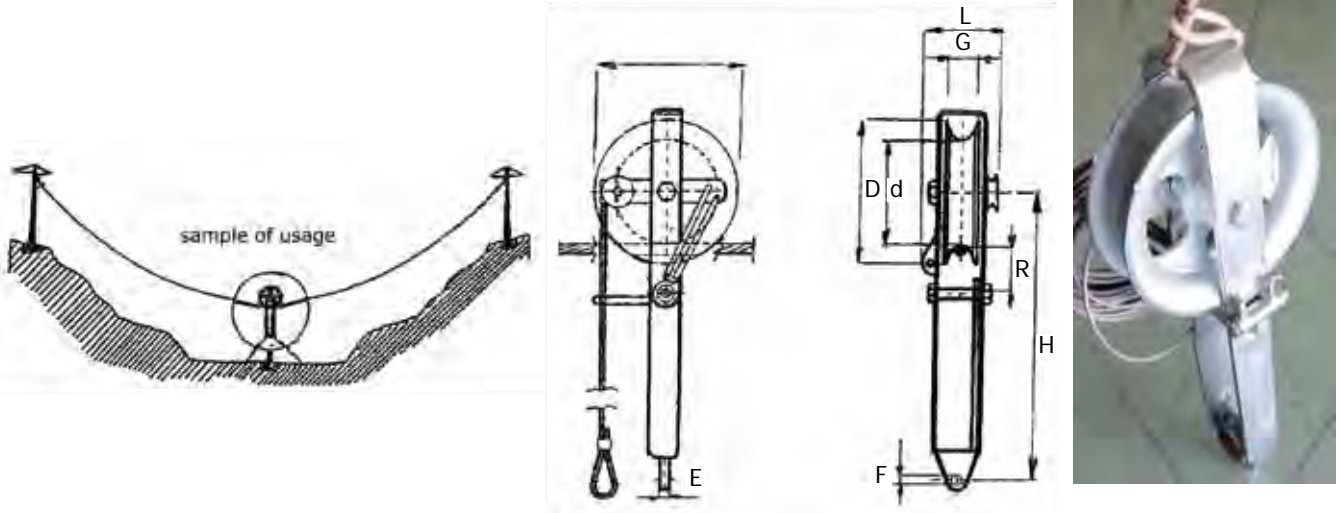
SPECIFICATIONS

Model No.	Dimensions (mm)											UTS (Tonne)	Wt (kg)
	A	B	C	D	E	F	G	H	I	L	M		
F 189.65.68	30	30	68	650	1400	590	100	280	930	100	145	18.0	200
F 189.65.95	30	30	95	650	1400	590	125	280	1100	125	170	20.0	230
F 189.80.68	30	30	68	800	1560	590	100	300	930	100	145	18.0	225
F 189.80.95	30	30	95	800	1560	590	125	300	1100	125	170	20.0	265



MODEL No. F 151.235.AS RUNNING OUT ROLLER (MADE IN ITALY)

Counter-pull running out block. Galvanised steel frame, opening, with swivelling hooks on the ends. Aluminium or galvanised steel pulley mounted on ball bearings. Bottom groove of the aluminium pulley lined with interchangeable nylon ring. Automatic disengaging device for recovering the unit.



SPECIFICATIONS

Model No.	Dimensions (mm)								UTS (Tonne)	Wt (kg)
	d	D	E	F	G	H	L	R		
F 151.235.AS	240	300	25	25	65	600	170	95	8.5	21

MODEL No. F 308.100.98 MULTIPLE ROLLER PULLEY

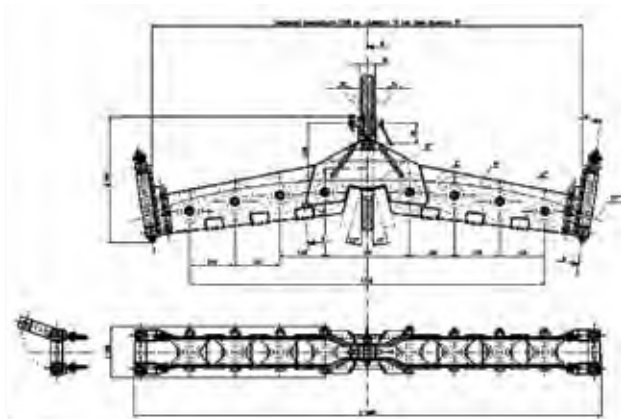
Multiple roller pulley designed for stringing conductors up to diameter 60 mm. Made of electro-welded and galvanised steel. Nylon rollers turning on bearings. Flexible fittings.

SPECIFICATIONS

- Breaking load: 18.0 tonne
- Bending radius: 1.5m
- Rollers-groove width: 70mm
- Dimensions: 1,660 x 180 x 450 mm
- Weight: 35kg

OPTIONAL

- 01** Anti-fleeting framework made of nylon rollers, with opening upper roller.
- 02** Groove width 100 mm.





MODEL No. C120 SAGGING SCOPE


Sagging scope for conductors, complete with fittings for tower legs.
Supplied with protective case.

SPECIFICATIONS

Dimensions: 400 x 300 x 180 mm
Weight: 12 kg

OPTIONAL

- 001 - Device for anchorage on round poles up to 600 mm diameter.
- 002 - Stadia (site boards) for easier and more precise sagging operation.
Equipped with level for horizontal alignment. Supplied with case.



THERMOMETER



MODEL No. F 196.A

Thermometer for conductors. Column reading, scale in Degrees Celsius (°C). length 600 mm, weight 0,5 to 1 kg. NOTE: in order, please specify the diameter of the conductor. Supplied with case.

MODEL No. F 196.C

Thermometer for conductors. Dial diameter 80 mm, with sensor incorporated, can be fixed easily on the conductor by means of elastic clamp. Dual scale (°C and °F). Supplied with case.



MODEL No. F 405.15.S TRACTION ROBOT (MADE IN ITALY)



Pulling robot made of light alloy, movement controlled by two electric motors that drive two aluminium wheels lined with Vulkollan. The motor is powered by an interchangeable and rechargeable battery. Can be locked and unlocked and recovered in case of emergency stop. Complete radio control for controlling the movement. The robot can be used on any rope/conductor. The lower wheels allow it to overpass little obstacles, like conductor joints.

RADIO-CONTROL


Radio control with forward/backward and stop control keys, max distance 400m (maximum capacity reached in ideal weather conditions). Complete with receiving unit, battery charger and 2 removable and rechargeable batteries. Protection IP67.

OPTIONAL

- Battery-charger for the battery of the motors, complete with 230VAC transformer.
- Supplied in metal box (1.00 x 0.60 x 0.90m).

SPECIFICATIONS

PERFORMANCES	
Max pull force	1 kN
Max inclination	15°
Max pull speed	20 m/min
Min. pull speed	15 m/min
FEATURES	
Wheels diameter (external)	190 mm
Wheels diameter (internal)	140mm
Wheels groove width	55 mm
Dimensions	0.8 x 0.5 x 0.7 m
Weight	40 kg
MOTORS FOR THE MOVEMENT	
Feeding	Electric
Power (each motor)	0.15 kW
Electric plant	12 V




OVERHEAD STRINGING MACHINERY (MADE IN ITALY)



Suitable for overhead stringing applications in the electrical utility (Transmission and distribution lines, etc) and associated industry such as telecommunications and railway. More machines available upon request. Some features and performances of machines are able to be modified on request.

Performances of machines listed are without optional devices, at sea level at a temperature of 20°C. Dimensions and weights are shown without optional devices. Information may change without notice due to continual research, development and improvement. Images and drawings are indicative only.



REF	MODEL	TYPE	CAPSTAN (ø)	MAX ROPE (ø)	ENGINE - POWER (hp/kw)	CAPACITY (kN)
1	F265.P.20	Puller	2 x 200mm	8mm	Petrol - 18/13	20
2	F280.35	Puller	2 x 325mm	16mm	Diesel - 35.2/26	35
3	F235.90	Puller	2 x 450mm	20mm	Diesel - 156/115	90
4	F260.150.22	Puller	4 x 600mm	2 x 16mm	Diesel - 278/205	150 (2 x 75)
5	F120.AF.75.2	Puller/Tensioner	2 x 1500mm	2 x 42mm	Diesel - 105/77	75
6	F120.75.2	Tensioner	2 x 1500mm	2 x 42mm	Diesel - 60/44	75

TECHNICAL

MODEL	F265.P.20	F280.35	F235.90	F260.150.22	F120.AF.75.2	F120.75.2
ENGINE	1	2	3	4	5	6
Electronic Start 12V Battery	✓	✓	✓		✓	✓
Electronic Start 24V Battery				P		
Air Cooled	✓					
Water		✓	✓	✓	✓	✓
PULL PERFORMANCE						
Max Pull (kN)	20	35	90	1 x 50-2 x 75	75	
Max/Min Tension Force (kN)						75/4
Speed at Max Pull	18m/min	20m/min	41m/min	43m/min	33m/min	16m/min
Max Speed	65m/min	66m/min	91m/min	76m/min	83m/min	83m/min
Pull at Max Speed (kN)	3.5	13	40	1 x 90-2 x 45	35	20
REEL						
Type-Extractable Self-Loading	✓	✓	✓	✓ (Double)		
DIMENSIONS & WEIGHT						
Length x Width x Height (m)	2.1 x 1.5 x 1.2	2.15 x 1.60 x 1.55	3.7 x 2.15 x 2.1	4.6 x 2.45 x 2.75	4.0 x 2.1 x 2.4	3.8 x 2.05 x 2.4
Weight (kg) W/O Rope	535	1700	3900	8500	4500	3500

All Machines are available with an array options (some outlined below) e.g. Cable(10m) – Radio(100m) remote control, Hyd stabilisers etc. Please contact your nearest Specialised Force Branch or visit our website www.specialisedforce.com.au for a full spec sheet.

PULLERS ARE AVAILABLE UP TO 300kN
PULLER/TENSIONERS ARE AVAILABLE UP TO 180kN
TENSIONERS ARE AVAILABLE UP TO 280kN

OVERHEAD STRINGING MACHINERY (MADE IN ITALY)


Hydraulic puller suitable for pulling one overhead transmission cable and fibre optic wire. One hydraulic circuit allows variable continuous speed in both directions by operating one control.

MODEL	F265.P.20	F280.35	F235.90	F260.150.22	F120.AF.75.2	F120.75.2
FEATURES	1	2	3	4	5	6
1 or 2 pair of multi-grooved steel capstans fit for stringing one steel rope	✓ (1pr)	✓ (1pr)	✓ (1pr)	✓ (2pr)	✓ (1pr)	✓ (1pr)
Machine control panel equipped with built-in electronic instrument featuring a large graphic colour display and a USB port. Main functions include display of pull-force, speed and length of cable in real time, max pull force setting, display of working hours, data recording and storage on a pen-drive (data processing software provided).		✓	✓	✓	✓	✓
Device to control low-force tensions fit for OPGW					✓ (3-25 kN)	✓ (4-30 kN)
Device for pull force setting which allows to maintain the pre-set force even at speed "0"			✓	✓ x 2		
Safety negative hydraulic brake.	✓	✓	✓	✓ x 2	✓	✓
Damped axle with tires and adjustable drawbar for towing at low speed in the job-site.	✓					
Chassis with rigid axle, manual brake and detachable drawbar for towing at low speed in job-site		✓	✓	✓	✓	
Mechanical front plough and back stabilisers					✓	✓
Mechanical stabilisers on pull side and jack-arm with wheel on drawbar side.	✓					
Hydraulic back stabilisers and manual front stabilisers		✓	✓	✓		
Attachments for anchoring and for lifting.	✓	✓	✓	✓	✓	✓
Heat exchanger to cool the oil in the hydraulic circuit.	✓	✓	✓	✓	✓	✓
Pulley for rope arranged for telescopic rod.	✓					
Built-in reel-winder with automatic rope-winder and extractable reel.	✓					
Reel-winder fit for a 1400/1600-mm-dia reel, with automatic rope-winder		✓ 1400	✓ 1600	✓ 2 x 1400		

OPTIONS (Part Number)	F265.P.20	F280.35	F235.90	F260.150.22	F120.AF.75.2	F120.75.2
Metallic coverage with doors	027					
Remote Control with 10m cable		037	037	037	037	037
Radio Remote control (100m)		038	038	038	038	038
Telescopic Rod to lay UG cables	067	067	067		067	067.1
Electronic device with USB port for pull data	069.2					
Air cooled diesel Engine	028.3					
Printer c/w accessories & case	069.5	069.5	069.5	069.5	069.5	069.5
Hydraulic Front Stabilisers		047	047			
Hydraulic Back Stabilisers					047.2	047.2

A large range of Machines are available with an array options. Please contact your nearest Specialised Force Branch for further information

TELESCOPIC RODS FOR PITS



Telescopic rods for pulling wire rope inside underground pits and conduits. Guide system with 360° swivelling pulley. Equipped with demountable centre fit for pipe diameters 80, 100, 120 and 150mm.



F 276	F 277	F 278
-------	-------	-------

Telescopic rods for laying underground cables and pulling wire rope inside the pits. Mounted on pullers properly arranged, they permit to pull the wire rope inside the manholes. Made with galvanised/painted steel, the rods are easily demountable to facilitate the transport. Guide system with 360° swivelling pulley.

CATERPILLAR TRACKS FOR PULLERS

High-resistance rubber caterpillar tracks for pullers.

Model Number	051.3
Description	Caterpillar Tracks for Pullers



F275.30.P



F280.P.100

FEATURES


- Allows travel over steep sloping ground and turning in tight spaces
- Power transmission granted by hydraulic circuit of the puller
- Self-acting negative parking brakes
- Reversible movement
- Radio-control
- Hydraulic controlled share on the pull side for anchoring the machine
- Back stabilisers
- Front and back hooks for towing the machine

Tracks to Suit	Dimensions (mm) (LxWxH)	Total Weight (kg)
F215.P.30	180x160x120	1350
F275.P.40 / F275.P.50	215x180x140	1800
F280.P.100 / F285.P.100	286x185x187	3600
F260.P.200	310x200x200	6000
F275.30.P	195x145x140	1500
F280.40.P	220x160x160	2300
F230.60.P	320x195x200	3000

ANTI-TWISTING STEEL ROPE







Model Number	21.12
Description	Anti-twisting galvanised steel rope specifically designed for stringing operations. Made up of 12 braided strands. High resistant to break, anti-twisting, flexible, safe and easy to handle. The linear contact between the braided strands grants a low stress on the rope. Supplied wound up on steel or wooden reels.

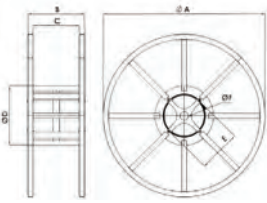
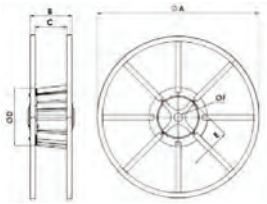


Model No.	Nominal Diameter (mm)	Breaking Load (kN)	Weight (kg)	Standard Lengths* (m)
21.12.08	8	44	0.22	1000
21.12.10	10	72	0.35	1000
21.12.13	13	105	0.55	1000
21.12.16	16	163	0.80	1000
21.12.18	18	235	1.07	1000
21.12.20	20	268	1.24	1000
21.12.22	22	330	1.56	900
21.12.24	24	380	1.80	800
21.12.28	28	480	2.80	600

*Other Ropes and Lengths available - Please contact your nearest Specialised Force Branch for further information www.specialisedforce.com.au

Model No.	Description	Optional Devices
 F162	Welded and painted steel reel, complete with central dials and bolts.	<ul style="list-style-type: none"> Total galvanization. OPT.02 - Additional pair of standard dials. OPT.03 - Pair of dials equipped with ball bearings 
 F164	Welded and painted steel conical reel with openable side. Complete with central dials and bolts.	<ul style="list-style-type: none"> Total galvanization. OPT.02 - Additional pair of standard dials. OPT.03 - Pair of dials equipped with ball bearings. 

STEEL REELS FOR ROPES

Model No.	Dimensions (mm)						Weight Without Rope (kg)
	A	B	C	D	E	F	
 F162.060	700	530	460	219		50	27
F162.110	1100	560	460	570	420	50	66
F162.140	1400	560	460	570	420	50	105
F162.160	1600	560	460	570	420	50	120
F162.190	1900	560	460	570	420	50	140
F162.200	2200	1560	1400	1010	420	100	950
 F164.060	700	530	460	219		50	40
F164.110	1100	560	460	570	420	50	85
F164.140	1400	560	460	570	420	50	115
F164.160	1600	560	460	570	420	50	130
F164.190	1900	560	460	570	420	50	220
F164.205	2050	1310	1170	630	420	50	550
F164.220	2200	1310	1170	1010	420	100	1050

DIGITAL BUILT-IN DATA READ-OUT



Electronic Instrument for monitoring the working values. Fit for OMAC pullers, tensioners and puller-tensioners. A must-have device installed on all OMAC machines as a standard.

Model No.	DEG
Features	<ul style="list-style-type: none"> • Large Screen allowing for excellent visibility from any angle • Graphic, colour display • Integrated into the main control panel • High capacity memory: Over 200km of line • High accuracy and reliability due to load cells and encoder system • Equipped with USB port • Ease of use
Functions	<ul style="list-style-type: none"> • Reads & displays pull force, speed & length of cable in real time • Max pull force setting • Display of working hours • Data recording • Data storage on a pen-drive • Software provided allows for handling the data stored
Optional	



Model No. **069.5**

- Portable printer c/w connection cable to be plugged into the machine
- Fit for printing the recorded data directly on the job-site
- Supplied in aluminium case

REMOTE CONTROLS



Model No.	REC.1	REC.2	RER.1
Description	<p>Compact remote control by cable. Fit for "puller" machines with 1 hydraulic circuit. Pull/release buttons and emergency stop button. 10m of connection cable.</p>	<p>Remote circuit by cable. Fit for "puller" machines with 1 hydraulic circuit. The control is complete with:</p> <ul style="list-style-type: none"> • Mini joystick for controlling the rotation of the capstans • Speed-adjustment control • Emergency stop button • 10m of the connection cable 	<p>Remote radio-control fit for single circuit machines. Max operative distance: up to 100m. The radio control is complete with:</p> <ul style="list-style-type: none"> • Mini joystick for controlling the rotation of the capstans • Speed-adjustment control • Emergency stop button • Back-up cable for connecting the control to the machine in case of emergency
Optional Devices	-	<ol style="list-style-type: none"> 1. Dynamometer to read the pulling force, meter counter & speedometer 2. Engine start/stop 3. Engine accelerator 	<ol style="list-style-type: none"> 1. Dynamometer to read the pulling force, meter counter & speedometer 2. Engine start/stop 3. Engine accelerator

CABLE DRUM TRAILERS

Australian made galvanised frame single drum cable trailers.



STANDARD INCLUSIONS FOR ALL TRAILERS

- 16" rims and HD tyres
- VIN Number Supplied
- Mechanical Hand brake
- Sealed Bearing Roller Supports
- Ø66mm Drum Spindle with cones and collars to suit
- Jockey Wheel
- All necessary driving lights
- 7 Pin Flat connector
- Rear Stabilising Jacks (2)
- Safety Stickers and operations manual
- Galvanised Steel Chassis



HYDRAULIC - INCLUSIONS FOR SDTH TRAILERS

- Hydraulics for loading and unloading of cable drum
- Electric start motor to power Hydraulic Lifting System
- Electric break-away brake system
- Front and rear stabilising jacks
- Anderson plug charging trailer battery

PLEASE ADVISE THE FOLLOWING WHEN MAKING AN ENQUIRY

1. What is the Max Cable drum weight to be transported?
2. What is the Max Cable drum Diameter?
3. What is the Max Cable drum Width?
4. Is the requirement for a Standard Trailer or for a Trailer with Hydraulic Loading/Unloading capacity?
 - a) If hydraulics is required, is Petrol or Diesel motor preferred?
 - b) How often will loading and unloading of the cable drum be required?



SPECIALISED FORCE
HYDRAULIC TOOLS &
SPECIALISED EQUIPMENT
PTY. LTD.

Dynamometers & Load Cells



www.specialisedforce.com.au



G. DYNAMOMETERS & LOAD CELLS

270–277

DYNAMOMETERS – ELECTRONIC/DIGITAL – TRACTEL	270
DYNAMOMETERS – PIAB	274
DYNAMOMETER – ANALOG – HI-TOOL	276
METER – ROPE TENSION – DILLON	277

LLZ2 ELECTRONIC DYNAMOMETERS



The TRACTEL® dynafor™ LLZ2 is a precision industrial dynamometer to measure tensile forces or suspended loads.

QUALITY

- Rugged and lightweight
- Integrated LCD screen
- Screen protected by strong protections side and front
- Battery life: 350 h
- Safety factor > 4

VERSATILITY

- Wide range available: 1t to 20t
- Usable in all positions, in combination with mooring of standard accessories
- Sealing IP65 / NEMA 4: Allows use of the device outside
- Temperature: -20 ° C to + 50 ° C

ERGONOMICS

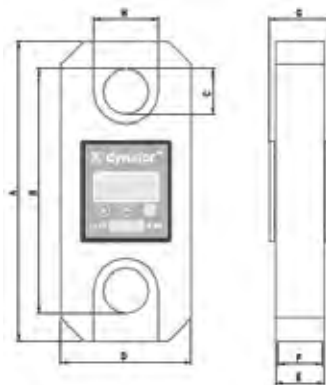
- Cut corners: risks minimized hooking during lifting operations
- Good readability: height of digits on the LCD: 18 mm

ACCURACY

- Designed to measure tension efforts (Newtons) or suspended mass (kg)
- Accuracy 0.3%

TECHNICAL CHARACTERISTICS

- Capacities from 1 000 to 20 000 kg
- High precision: ± 0.3% of Full Scale
- Supplied in plastic case with foam wedge
- Complies with Directive 2006/42/EC
- CE compliant



SPECIFICATIONS

Model No.	LLZ2 1t	LLZ2 3.2t	LLZ2 6.3t	LLZ2 12.5t	LLZ2 20t	
WLL (tonne)	1	3.2	6.3	12.5	20.0	
Test Load (tonne)	1.5	4.8	9.6	18.75	30	
Safety Factor	4					
Precision	0.3% Full Scale					
+/- (kg)	3	9.6	18.9	37.5	60	
Increment (kg)	1	5	10	20	50	
Maximum Display (kg)	110% of the WLL					
Conversion Factor						
Dynamic effects filter by sliding average calculation in 2 seconds						
Digit Height (mm)	17.8					
Autonomy	350 Hours					
Weight (kg)	0.75	0.93	1.44	3.22	4.95	
IP Protection	IP 65					
Working T°	-20° to + 50°C					
Sensor Material	Aluminium					
Measurements (mm)	A	191	191	236	277	342
	B	164	164	184	226	264
	C	22	22	28	42	54
	D	83.5	99.5	121.5	120.5	147
	E	22	22	22	45	45
	F	19.8	19.8	19.8	40.5	40.5
	G	36.4	36.4	36.4	59.4	59.4
	H	37.6	44.8	54.7	60	73.5

NOTE: Precision and Traceability Certified by Adjustment Certificate on 5 steps.

LLX1 ELECTRONIC / DIGITAL – DYNAMOMETERS



DESCRIPTION

The dynafor™ LLX1 dynamometers are precision force sensors used to measure forces and indicate loads. Enables use of standard shackles on both ends.

OPERATING PRINCIPLE

Strain gauge measurement of the extension, within its limits of elasticity, of a metal body subjected to traction stress. The sensor generates an electrical signal that is proportional to the load. This signal is processed by a micro-processor analyser and then displayed on a built in LCD display.

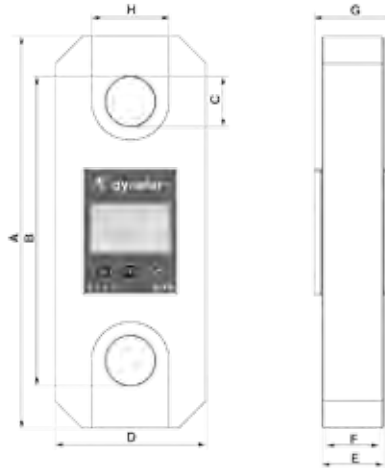
TECHNICAL SPECIFICATIONS

- Capacities from 500kg up to 20 Tonne
- Precision: 0.2% of full scale
- Safety coefficient : minimum 4
- Power supply : 3 batteries 1.5VDC "AA" or 3 rechargeable batteries 1.2VDC "AA"
- Packaging : plastic carrying case
- Protection : IP 65 (NEMA 4)

OPTIONS AND ACCESSORIES

- Radio Remote display, type LLX1.

NEW IMPROVED
 • **ELECTRONICS**
 • **DESIGN**
 • **40% LIGHTER (LLX)**
 - REMOTE CAN BE PURCHASED WITH UNIT OR LATER



MODEL: LLX1-REMOTE



Model No.		LLX1-0.5	LLX1-1	LLX1-2	LLX1-3.2	LLX1-5	LLX1-6.3	LLX1-12.5	LLX1-20
Maximum Capacity	Tonne	0.5	1.0	2.0	3.2	5.0	6.3	12.5	20.0
Test Load	Tonne	0.75	1.50	3.00	4.80	7.50	9.60	18.75	30.00
Safety Coefficient		Minimum 4							
Precision		0.2 % FS							
	± daN	1	2	4	6	10	13	25	40
Increment	daN	0.2	0.5	1	1	2	2	5	10
Max. Display	daN	110 % maximum capacity							
Number Height	mm	18							
Autonomy		450h (Batteries 1.5 V "AA ")							
Weight	kg	1.1	1.1	1.3	1.5	2.3	2.3	4.3	7
IP Protection		I.P. 65							
Usafe		From - 20° to 40°C							
Sensitivity to T°		0.05% per 10°C							
Sensor Material		Aluminium							
Dimensions mm	A	220	220	233	243	275	275	343	371
	B	196	196	207	207	217	217	257	269
	C	14	14	22	22	28	28	42	54
	D	90	90	100	100	115	115	125	134
	E	32	32	32	32	32	32	51	67
	F	16	16	24	24	29	29	48	64
	G	47.5	47.5	47.5	47.5	47.5	47.5	66.5	67
	H	45	45	50	50	57	57	62	66
Radio Option		RF technology: Zigbee 2.4 GHz				Range : 40 m in free field, see details § 14			

LLX2 ELECTRONIC / DIGITAL – DYNAMOMETERS

DYNAFOR™ Offer an extensive range of load link dynamometers based on the strain gauges technology. This State-of-the art technology is utilised in the new generation LLX2 and LLXH, the connection between sensor and display, USB connection between display and PC, and monitoring software.

DYNAFOR™ LLX2 devices are precision load indicators to measure tensile forces (N) and to determine hanging loads (kg).

One DYNAFOR™ LLX2 units consists of a sensor and a remotely installed display (2.4GHz connection).



LLX2-3.2 shown

Extended Range

- Comes in seven capacities: 0.5T, 1T, 2T, 3.2T, 5T, 6.3T and 10T.

Removable Display

- The LLX2 display attaches securely to the sensor unit or can be held in your hand for remote operation.

Crossed Fastening Planes

- The two axis of the sensor are crossed, enabling movements of lifting accessories on both sides, thus avoiding stresses due to load movements and enhancing appliance precision (Coplanar version available on request).

Resistant To Shock and Weather

- The Dynafor LLX2 can be used indoors and outdoors, with excellent shock and moisture resistance, rated to IP66 protection.

High Precision

- The Dynafor LLX2 has an accuracy of 0.1%, the industry standard.

A Wireless Link with 80 Metre Range

- With its 2.4GHz frequency band, the Dynafor LLX2 provides a large operating range (80 metres) and can be used simultaneously in an environment with no risk of interference where a number of different devices are operating.

High Endurance

- Sensor battery life: 300 to 1000 hours, depending on functions used, and 3000 hours while on standby.
- Display battery life: 48 hours while in use.

Intuitive Commands

- Use of and access to the various functions is fast and easy.

Interchangeable Displays

- The Dynafor LLX2 uses a single model display for all models, ensuring high utilisation and flexibility.

Several Sensors and Displays can be Associated

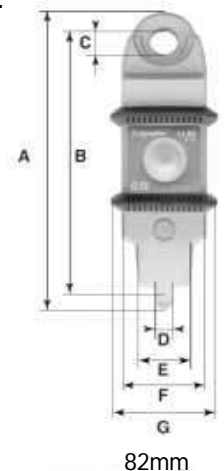
- Up to 4 sensors can be associated to up to 4 displays each.

PC Link

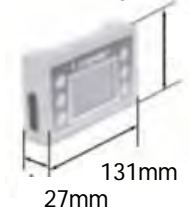
- The optional PC Connection Kit (PC to LLX2 via USB) allows advanced processing of measurement data.

SPECIFICATIONS

MODEL		LLX2-0.5	LLX2-1	LLX2-2	LLX2-3.2	LLX2-5	LLX2-6.3	LLX2-10	Display Unit
Maximum capacity	Tonne	0.5	1	2	3.2	5	6.3	10	All
Test load	Tonne	0.75	1.5	3	4.8	7.5	9.6	15	-
Safety coefficient		Minimum 4							
Precision	daN	0.1% according to ISO 376 at 21°C (I.P. 67 = 0.2%)							
Increment	daN	0.5	1	2	3.2	5	6.3	10	-
Max. Display	daN	0.1	0.2	0.5	0.5	1	1	2	<
Number height	mm	550	1100	2200	3520	5500	6930	11000	<
Autonomy		From 300 to 1000 h depending of functions							
Radio scope	m	80 (in open field) (IP67 = 60)							
RF Technology		2.4 Ghz							
Weight	kg	2.300			3.350		6.45		0.180
IP Protection		IP 66 NEMA 4 (option : IP 67)							
Usage		From - 20° to 40°C							
Sensitivity to T°		0.05% per 10°C							
Head Material		Steel							
Sensor Material		Aluminium						Steel	
Dimensions mm	A	248	24	248	248	290	290	341	-
	B	224	224	224	224	254	254	296	-
	C	Ø 20	Ø 20	Ø 20	Ø 20	Ø 28	Ø 28	Ø 40	-
	D	10	10	1	10	1	16	20	-
	E	24	24	24	24	35	35	5	-
	F	80	80	80	80	80	80	80	-
	G	100	100	100	100	100	100	100	-



82mm



131mm
27mm

LLXH ELECTRONIC / DIGITAL – DYNAMOMETERS



DYNAFOR™ Offer an extensive range of load link dynamometers based on the strain gauge technology. This State-of-the art technology is utilised in the new generation LLX2 and LLXH, the connection between sensor and display, USB connection between display and PC, and monitoring software.

The dynafor™ LLXH (h for hybrid) are precision appliances for measuring pulling force and indicating loads.

They combine the proven mechanical body of the LLX with the new electronic software from the LLX2.

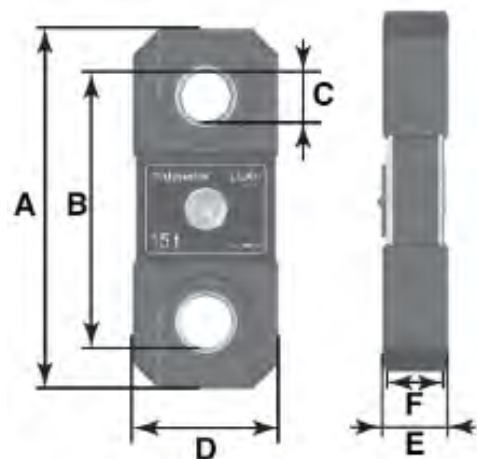
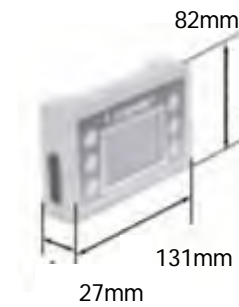
They are precise within +/- 0.2% and are available from 15T (150kN) to 250T (2,500kN).



LLXH-25T shown

SPECIFICATIONS

MODEL		LLXH 15T	LLXH 25T	LLXH 50T	LLXH 100T	LLXH 250T	Display
Maximum capacity	Tonne	15	25	50	100	250	ALL
Test load	Tonne	30	50	100	200	500	-
Safety coefficient		Minimum					-
Precision		0.2% according to ISO 376 . 21°C					-
	daN	30	50	100	200	500	-
Increment	daN	5	10	20	50	100	<
Max. display		16500	27500	55000	110.00	275.00	<
	daN	daN	daN	daN	t	t	
Number height	mm	-	-	-	-	-	25
Autonomy		From 300 to 1000 h depending of functions					48 h
Radio scope	m	80 (in open field) (IP67 = 60)					
RF Technology		2.4 Ghz					
Weight	kg	4	6.6	15.1	46	215	0.180
IP Protection		IP 65 (option : IP 67)					IP 54
Usage		From - 20° to 40°C					
Sensitivity to T°		0.05% per 10°C					
Sensor material		Aluminium					-
Dimensions (mm)	A	320	360	440	660	905	-
	B	247.5	277	338	488	685	-
	C	47.5	56	72	108	150	-
	D	130	134	164	260	424	-
	E	58	68	98	118	248	-
	F	48	58	86	104	190	-



PIAB DYNAMOMETERS (MADE IN SWEDEN)

The PIAB Dynamometer is excellent for measurement and control of tension forces, where accuracy, reliability and safety in all conditions is required.

The PIAB Dynamometer is extremely robust and reliable instrument and is an all-weather instrument.

TECHNICAL DATA

ACCURACY: ±0.6% of the max. capacity
WORKING TEMPERATURE: Max.+60°C
TAREING: The dynamometer can be tarred to approx.10% of the full scale.

To obtain best accuracy the dynamometer should be supplied calibrated for a known tare.

SCALE: White lacquered with black graduation.
PROTECTION CLASS: IP 67, IEC 529 NEMA 4X

Range of Application

The PIAB Dynamometer is an all-weather instrument, equally suitable for use in the laboratory as out in the field for weighing and measuring mechanical forces.

Function

The pull rod movement operates the scale drum through a square thread stem.

The power-absorbing element consists of specially made Belleville type spring washers, designed to be entirely free from wear. The spring washers cannot be overloaded.

Safety

Safety factor 5:1, guaranteed to withstand a load of 5 times full scale reading before rupture.

The resistance to rupture is tested by the National Swedish Institute for Materials Testing.

The PIAB Dynamometer may be overloaded by 100% without impairing the accuracy.

The PIAB Dynamometers, types M-G, have drop-forged steel eye brackets (SIS 2174, St 52-3N acc. to DIN 17100, 50 D acc. to BS 4360); giving a guaranteed impact resistance to -20°C.

The O-ring of the pull rod is protected by a neoprene rubber membrane.

On instantaneous unloading, e.g. breaking test, the return movement of the pull rod is retarded by a specially made spring washer. The PIAB Dynamometer is approved by the National Board of Occupational Safety and Health for integral connection in the carrying system of a lifting device and for weighing of test loads in connection with inspection.



Dynamometer for remote reading

The PIAB Dynamometer used for remote reading is supplied with a builtin precision potentiometer. The potentiometer is directly connected to the scale mechanism of the PIAB instrument.

The electrical resistance of the potentiometer varies in proportion to the load on the dynamometer.

The resistance is indicated on a receiving instrument, calibrated individually and marked with the same serial number as the dynamometer.

The electrical connections are made on a connection block in a surface mounted connection box.

Contact function

The PIAB Dynamometer can be equipped with a built-on adjustable Switch Head. Using a Microswitch, which is directly influenced by the pull rod, the PIAB Dynamometer gives an electrical contact function at a preset value. For further technical specifications please refer to PIAB Info 9116-1 PIAB Switch Head Dynamometer.

Protection against corrosion

The PIAB Dynamometer is fully pressure tight and each instrument is pressure tested.

The external surfaces are zinc plated with clear chromate passivation.

If the PIAB Dynamometer is to be used in a very corrosive atmosphere, it can be polyester lacquered.

APPLICATIONS FOR THE PIAB DYNAMOMETER



In line construction it is important to control the installed tension of conductors according to type and conditions. For field work light and robust equipment is especially important. The PIAB Dynamometers are used for this duty all over the world.



Obligatory standards of control for occupational safety and health require that safety ropes and belts are regularly and properly checked.



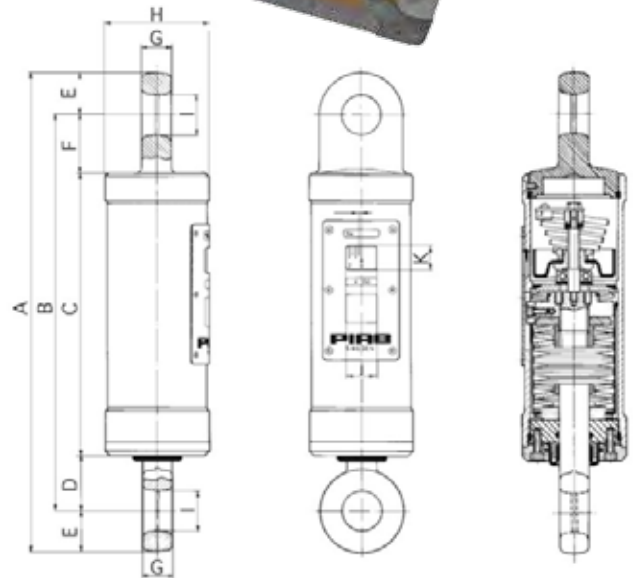
This electrical overhead traveling crane is protected against overload by a PIAB Dynamometer in the hook line anchorage, giving the crane operator the actual load on the hook together with overload warnings and power shunt.

PIAB DYNAMOMETER FUNCTION



The pull rod movement operates the scale drum through a square thread stem. The power-absorbing element consists of specially made Belleville type spring washers, so designed as to be entirely free from wear. The spring washers cannot be overloaded. The PIAB Dynamometer can be overloaded with 100% without affecting the accuracy.

- Can temporarily be overloaded by 100% without affecting the accuracy.
- Fully pressure tight, and each instrument is pressure tested.
- The PIAB Dynamometer can be equipped for remote reading or contact functions (micro switches).
- Available with polyester lacquering for use in very corrosive environment (optional).



Model No.	TYPE	Capacity	Graduations		Weight	Measurements in mm									
		kg/N	1	Mm	Kg	A	B	C	D	E	F	G	H	I	J x K
300015	K	250kg	5	2.2	1.9	266	230	165	42	18	23	20	50	17	24 x 20
300016	NK	2,500N	50N												
300020	A	500kg	10												
300021	NA	5,000N	100N												
300025	B	1,000kg	20	1.6	2.3	292	256	191	42	18	23	20	50	17	26 x 20
300026	NB	10kN	200N												
300230	B x 1.5	1,500kg	50	2.5	7.8	395	327	234	45	34	48	25	86	33	26 x 20
300231	NB x 1.5	15kN	250N												
300030	M	2,000kg	25	2.5	15	413	329	230	45	42	55	30	122	40	65 x 23
300031	NM	20kN	500N												
300035	O	3,000kg	50	3.5	26.5	495	385	260	60	55	65	45	149	56	65 x 23
300036	NO	30kN	500N												
300040	Q	5,000kg	50	4.2	78	675	505	300	102	85	103	70	228	81	65 x 23
300041	NQ	50kN	500N												
300045	S	10,000kg	100	2.7	115	831	631	387	123	100	121	95	231	115	65 x 23
300046	SQ	100kN	1kN												
300050	U	20,000kg	200	2.7	115	831	631	387	123	100	121	95	231	115	65 x 23
300051	NU	200kN	2kN												
300055	G	25,000kg	200	2.7	115	831	631	387	123	100	121	95	231	115	65 x 23
300056	NG	250kN	2.5kN												
300060	E	50,000kg	250	2.7	115	831	631	387	123	100	121	95	231	115	65 x 23
300061	NE	500kN	2.5kN												

G DYNAMOMETERS & LOAD CELLS

www.specialisedforce.com.au

DYNAMOMETERS AND LOAD CELLS (MADE IN JAPAN)

HI-TOOL CO., LTD

FEATURES

- Compact, lightweight, rugged construction.
- Designed for line work.
- Graduated in kN (1 kilo newton "kN" = 102 kg force).
- Accuracy +/- 3% full scale.
- Both pulling eyes rotate 360°.
- Optional maximum reading indicator pointer kit available for easy installation.
- Optional easily installed screw-on face with twin steel protective bars also available.
- Each tool is serial numbered and supplied in a heavy duty fabric case with calibration certificate.



Model No.	Capacity (kN)	Capacity (Tonne)	Graduation (kN)	A (mm)	B - Body Ø (mm)	C (mm)	D (mm)	Weight (kg)
TM-5 COMPLETE*	5	0.5	0.1	160	75	90	20	0.9
TM-10 COMPLETE*	10	1.0	0.2	190	75	90	25	1.0
TM-20 COMPLETE*	20	2.0	0.5	190	75	90	25	1.1
TM-30 COMPLETE*	30	3.0	0.5	240	75	95	35	1.9
TM-50 COMPLETE*	50	5.0	1.0	250	90	120	35	2.6
TM-100 COMPLETE*	100	10.0	2.0	350	110	140	50	6.0

*SUPPLIED WITH PROTECTION BARS & MAX LOAD INDICATOR

SPARE PARTS



GLASS PROTECTION BARS

Model No. **TM5/30 BARS**
Suits TM-5 to TM-30 Dynamometers

Model No. **TM50/100 BARS**
Suits TM-50 to TM-100 Dynamometers



MAXIMUM LOAD INDICATOR

Model No. **TM5/30 POINTER**
Suits TM-5 to TM-30 Dynamometers

Model No. **TM50/100 POINTER**
Suits TM-50 to TM-100 Dynamometers

DYNAMOMETERS & LOAD CELLS


www.specialisedforce.com.au

QUICK CHECK "RED" CABLE/WIRE TENSION METER



CHECK YOUR CABLE/WIRE TENSION IN SECONDS!

The Dillon Quick-Check can be placed on a cable, measure the tension and be removed in seconds! There are no complex lookup tables and no conversion charts. The operator can quickly select from 20 different wire sizes and types stored in Quick-Check's memory. The Check-Tensioning mode graphically displays the current and target tensions for extremely quick setting of line tension.



Broad Application

The Quick-Check can be employed in many industries to ensure proper tensioning. Typical applications include tower and stack guy wires, pre-tensioned cable barriers, bridges, elevators, winch rope, prestressed concrete, aircraft cables, overhead railway transit wires, fall arrest systems, utilities and much, much more.

FEATURES

- Accommodates a wide range of wire sizes and styles
- Telescoping handle length facilitates easy placement on cable
- Built-in averaging saves time and eliminates errors
- Stores calibrations for up to 20 unique wire sizes and types
- Stores wire rope reading and data can be exported (RS-232 port)
- Built-in temperature sensor with patented automatic tension adjustment
- Sheaves with bearings eliminate friction and provide the best accuracy
- Easy-to-read backlit display with full-text prompts and easy to use soft key interface
- Uses standard AA batteries - Up to 250hrs (Tested with back-light off)
- Time saving check-tensioning mode
- Portable and rugged – designed for outdoor use
- Carry case included



Please contact Specialised Force to discuss your requirements - units programmed specifically to order.

SPECIFICATIONS OF UNIT

Model No.	Tension Capability (kN/kg)	Wire Size (mm)	Accuracy* (±) %	No. of Calibrations	Temp Range °C	Sheave Range (mm) ¹	Re-Calibration	Size (cm)	Wt (kg)
AWT05-508112	10/1000	4.76-25.4	3-5	Up to 20 Independent	-20 to 70	<12.7	24 Months, Sooner with Frequent Use	25x59x8	5
AWT05-508111	45/4500								
36328-0017MTS (Included)	Carry Case - Medium Duty, Die Cut Density Foam							70x41x20	1.5

* ±3% instrument capacity (calibrated to specific wire size & type, ±5% with same wire diameter as calibrated but different wire type).

¹ Sheave accommodates wire size 12.7mm smaller.

Model No.	Sheave Code	Accommodates Wire Diameters (mm)
36309-0085	L	4.75-6.5
36309-0044*	P	4.75-12.7
36309-0010	S	6.5-19.0
36309-0101	T	12.7-25.4

* "P" Sheave included. Additional sheaves to be ordered according to your cable/wire size

NOTE: The first wire calibration is included, all others are charged, with pricing reduced the more you order (In Multiples of: 2-5, 6-10 & 11-15).



DISPLAY RESOLUTION

10kN/1000kgf Quick-Check Instrument

Model No.	Displayed Resolution Setting		
	Low	Medium	High
AWT05-508112			
Kilogram-Force (kgf)	5	2	1
Newton (N)	50	20	10

45kN/4500kgf Quick-Check Instrument

Model No.	Displayed Resolution Setting		
	Low	Medium	High
AWT05-508111			
Kilogram-Force (kgf)	20	10	5
Newton (N)	200	100	50

RTM - ROPE TENSION METER

The RTM can be used in applications where accurate measurement in pre-loaded wire ropes is required. Such applications can be stay ropes, suspension ropes, catenary ropes etc. The RTM is applied direct to the rope and the measured tension value is presented digitally.

RANGE OF APPLICATION

The RTM was designed to swiftly and accurately measure the tension in fixed or stationary ropes or cables i.e. guy wires for masts and/or towers or other guyed constructions. The RTM will also be very useful in determining the tension in overhead suspension ropes for railways catenary's. The RTM can be used to measure tension forces up to 20 metric ton and for wire ropes with a diameter of up to 38 mm. Thanks to the use of microprocessor technology the RTM can be calibrated on up to 10 different wire rope dimensions/types. The digital read out display will clearly show the tension of the wire rope selected. No calibration tables are required.

FUNCTION

The RTM is very simple and handy to use. Simply hold and "clip" it to the rope to be tested and use the large hand screw to deflect the rope to a fixed angle. The resultant force will then affect the load cell and measure the tension in the wire rope. The resultant signal is digitally processed and displayed in a graduation selected and pre-programmed. The RTM can be graduated in kN, klb or in metric ton.

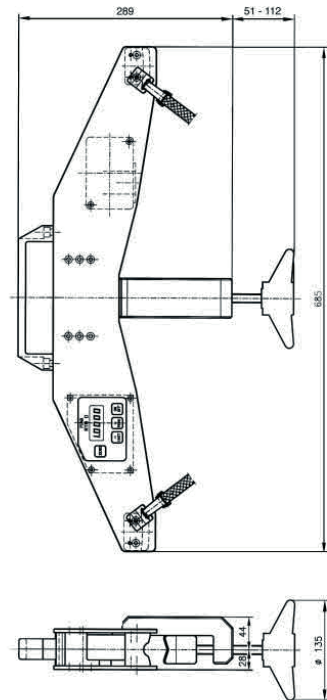
SAFETY

The RTM is a delicate testing instrument for swift, handy and accurate testing of pre-tensioned stationary ropes. Thanks to the design of the instrument it can temporarily be overloaded with 100% of its nominal capacity without affecting the accuracy of the instrument. Tempered outer rope supports and centre clamping jaw give the instrument a long service life with accurate measurements. The RTM is delivered in a robust and light weight transport case (760 x 400 x 170 mm) for easy handling and protection of the instrument.

SPECIFICATIONS

Capacity (Measurement Range)	2 – 20 ton
Rope OD	6 – 38mm
Numbers of Ropes to be Stored	Up to 10 (factory programmed)*
Accuracy	2 – 6% of max. capacity (Dependant on wire rope type and characteristics)
Display	Digits 12mm, LCD, 0-19999
Battery	9V Standard, 6LR61 or equivalent
Operating Time	25 Hours
Material	Corrosion and weather resistant, side plates anodised aluminium
Dimensions	135mm x 380mm x 685mm
Weight	6.2kg
Temperature Range	-20 to +60°C
Protection Class	Conforms to class IP 65 according to IEC 529. NEMA 13.

*1st Rope Calibration Free



Contact Specialised Force for Tension Meter Sizes & Pricing





SPECIALISED FORCE
HYDRAULIC TOOLS &
SPECIALISED EQUIPMENT
PTY. LTD.

***Live Working, Storage &
Linesman Accessories***



www.specialisedforce.com.au



H. LIVE WORKING. STORAGE & LINESMAN ACCESSORIES

282–311

TREE TRIMMING – INSULATED KITS	282
INSULATED FIBREGLASS STICKS	283
STORAGE – EWP – TOOL HOLDERS – JAMESON	284
STORAGE – EWP – TOOL HOLDERS & BOARDS – JAMESON	285
STORAGE – EWP – APRONS & HOOKS – ESTEX	286
STORAGE EQUIPMENT – TOOL BAGS & BUCKETS – ESTEX	287
PETROL TIMBER SLEEPER DRILL – ECHO	290
WRENCH – IMPACT, BATTERY – IZUMI	291
HELICAL TOOL & WEDGE REMOVER	292
WRENCHES – STANDARD & UTILITY RATCHET	293
GLOVES & ACCESSORIES – RUBBER INSULATING – BALMORAL ENGINEERING	294
GLOVES – LV RUBBER INSULATING – BALMORAL ENGINEERING	295
GLOVES – HV RUBBER INSULATING – BALMORAL ENGINEERING	296
GLOVE ACCESSORIES – RUBBER INSULATING – BALMORAL ENGINEERING	298
BOOTS – RUBBER INSULATING – BALMORAL ENGINEERING	299
SLEEVES & ACCESSORIES – RUBBER INSULATING – BALMORAL ENGINEERING	300
POLE MARKERS, LV GUARDS & HOSES – BALMORAL ENGINEERING	301
WARNING MARKERS, LV GUARDS & HOSES	302
MATS & COVERS – BALMORAL ENGINEERING	303
KITS – SUBSTATION & SWITCHBOARD, STREET LIGHT COLUMN – BALMORAL ENGINEERING	305
DRAPES & ACCESSORIES – SUBSTATION & SWITCHBOARD – BALMORAL ENGINEERING	306
HEIGHT SAFETY & RESCUE – BALMORAL ENGINEERING	307
KITS & BAGS – RESCUE – BALMORAL ENGINEERING	308
HEIGHT SAFETY EQUIPMENT & ACCESSORIES – BALMORAL ENGINEERING	309
BAGS & POUCHES – TOOL – BALMORAL ENGINEERING	310

INSULATED TREE TRIMMING KITS (MADE IN USA)

ALL OF YOUR TREE TRIMMING NEEDS IN ONE BAG

Open the tool kit bag and you have your choice of tree trimming tools in the length you need, all in a convenient heavy duty vinyl tool bag that offers long wear and maximum protection for the tools.



Model No.	Description	Weight
4141	TREE TRIMMING KIT 1,200mmL x 32mm DIA ROUND FOAM FILLED SECTIONS (electrically tested at factory)	6.8kg
4142	TREE TRIMMING KIT 1,800mmL x 32mm DIA ROUND FOAM FILLED SECTIONS (electrically tested at factory)	8.6kg
Optional		
HF4005	ROPE INSULATOR 860mmL	0.136kg
HF-4010	ROPE INSULATOR 1100mmL	0.136kg

Kit Qty		Model No.	Description
4	-	HF546-4	Stick Ext 1.2m
-	4	HF546-6	Stick Ext 1.8m
1	1	HF4125	Cutter Head
1	1	HFA18007	Stick Base Cap
1	1	HFA10012	Adaptor Universal Head
1	1	HFP10046	Universal "S" Hook
1	1	HFA11000	Saw Pruning Universal
1	1	HFA10016	Handle Universal Saw
1	1	HFA30007	Scabbard for Saw
1	-	HF01-020	Carry Bag 1.2m Sticks
-	1	HF01-021	Carry Bag 1.8m Sticks



Rope Insulator for up to 33kV
Model No. **HF-4010**

Rope Insulator for up to 66kV
Model No. **HF4005**

Note:

- Manufactured to meet a variety of standards, including ASTM, IEC and OSHA
- Will withstand 100KV per foot
- Doesn't absorb moisture and is very durable



INSULATED FIBREGLASS STICKS (MADE IN USA)

TELESCOPIC INSULATED MEASURING STICKS

Triangular Insulated Combination Operating/Measuring Stick.

- Open and Close switches, disconnects, line fuses, as well as measure elevated heights.
- Eye level measurement markings, means no calculations required. Read height is shown at the top of the Base section. Metric markings are printed in LARGE easy to read numbers.



Model No.	Extended Length (m)	Retracted Length (m)	Vinyl Storage Bag	Weight (kg)
HFMV-25*	7.8	1.6	TE2607	3.7
HFMV-30*	9.2	1.7	TE2607	4.6
HFMV-35*	10.5	1.7	TE2607	5.5
HFMV-40*	12	1.8	TE2608	6.5

*Replacement sections available

Other measuring and operating sticks available upon request.



Universal Disconnect Hook (Supplied with Stick)



INSULATED STICK KITS

Insulated stick kits for opening and closing switches & fuses.

- Available in 1200 & 1800mm sections.
- Tailor to your requirements.



Model No.	Description	Contents	QTY	
HF546-4/KIT	Insulated Stick Kit, 1200mm sections	HF5467-4*	1200mm Extension c/w Sunrise Head	1
		HF546-4*	1200mm Extension	3
		HFP10431*	Universal disconnect hook	1
		HFA10012*	Sunrise adaptor	1
		HFA30002*	Hand Guard	1
		FEH*	Fuse extraction head – pigtail	1
HF546-6/KIT	Insulated Stick Kit, 1800mm sections	HF01-020*	Vinyl Carry Case	1
		HF5467-6*	1800mm Extension c/w Sunrise Head	1
		HF546-6*	1800mm Extension	2
		HFP10431*	Universal disconnect hook	1
		HFA10012*	Sunrise adaptor	1
		HFA30002*	Hand Guard	1
		FEH*	Fuse extraction head – pigtail	1
HF01-021*	Vinyl Carry Case	1		

*Replacement parts are also sold individually. Other sticks KITS available upon request

H LIVE WORKING. STORAGE & LINESMAN ACCESSORIES

www.specialisedforce.com.au

BOOM MOUNTED TOOL HOLDERS (MADE IN USA)

Take the tools out of the bucket and mount them on the boom for safe, convenient access. Made from high impact plastic, Jameson's boom-mount tool holders can be strapped to round or square booms



All boom mount tool holders include the Jameson Handle Unit. This web strap and ratchet lock clamp fastens the hydraulic tool securely into a fixed position on the boom. Its rubberised liner prevents the tool handle from sliding out of the upper holder box. Fits round and square booms.



Nylon Ratchet Strap
Model No. 24-09R



Saw Holder
Model No. 24-08R



Long-Reach Pole Saw Holder
Suits Greenlee/Fairmont Style Saws
Model No. **24-03F**

Long-Reach Pole Saw Holder
Suits Stanley Style Saws
Model No. **24-03**



Circular Saw Holder
Includes Handle Holder (24-08R)
Model No. **24-02**



24-04 Hydraulic Pruner Holder
Includes Handle Holder (24-08R)
Model No. **24-04**

Model No.	Description	Size (mm)	Weight (kg)
24-08R	Saw Handle Holder	203 x 114	0.6
24-09R	Nylon Ratchet strap	178 x 89	0.4
24-03F	Long Reach Pole Saw Holder Suits Greenlee/Fairmont Style Saws	813 x 102	3.0
24-03	Long Reach Pole Saw Holder Suits Stanley Style Saws	813 x 102	1.9
24-02	Circular Saw Holder Includes Handle Holder (24-08R)	305 x 178	2.0
24-04	Hydraulic Pruner Holder Includes Handle Holder (24-08R)	305 x 190.5	2.0

**AERIAL BUCKET MOUNTED TOOLHOLDERS
(MADE IN USA)**

Jameson's heavy duty bucket mount tool holders offer safe, convenient storage for bucket truck tools. Water repellent and UV resistant, they are designed to withstand extreme weather conditions.



Chainsaw Scabbard
Model No. 24-14A



Bucket Tool Holders feature an Adjustable Clamp Bracket that fits any size bucket, with or without liner, and mounts inside or outside bucket.



Impact Wrench Holder
Model No. 24-12A



Impact Wrench Holder with Scabbard
Model No. 24-12AH

Slide in adjustable dividers



Tool Tray
Model No. 24-17



Chainsaw Scabbard with Removable Liner
Model No. 24-14L

Removable Liner



2 Double Pocket Tool holder
Model No. 24-15D



Tool Board
Model No. 24-25

Model No.	Description	Size (mm)	Bucket Lip Max (mm)	Weight (kg)
24-12A	Impact Wrench Holder	254 x 125 x 178	95	1.2
24-12A	Impact Wrench Holder with Scabbard	762 x 280 x 229	95	2.2
24-17	Bucket Mounted Tool Tray	584 x 356 x 203	81	3.2
24-14L	Chainsaw Scabbard with Removable Liner	890 x 203 x 152	89	2.1
24-14A	Chainsaw Scabbard	850 x 127	89	2.0
24-15	Single Pocket Tool holder (not shown)	559 x 229 x 178	73	1.8
24-15D	Double Pocket Tool holder	559 x 229 x 229	73	3.0
24-25	Tool Board	571 x 457	71	2.5

STORAGE EQUIPMENT (MADE IN USA)

Estex is a solutions provider in the storage and management of tools



ESTEX



TOOL APRONS

Estex has designed a series of tool aprons with multiple pocket configurations to fit inside the bucket.

They were designed to fit flat against the liner to minimise interference with line work yet maximise a linemen's ability to reach the necessary tools. Each apron has a non-conductive rod in the top for support as well as two brass grommets.



Yellow Vinyl Tool Apron with multiple pockets
Model No. **1829-AP-2**



Black INOSIL Tool Apron with hard body and multiple pockets
Model No. **1829-HB-7**

**INOSIL
ANTI
CORROSIVE
SHEILD**



Hydraulic Crimper Holder
Model No. **1863**

Model No.	Description	Size (mm)	Weight (kg)
1829-AP-2	Tool Apron-Yellow w/multiple pockets	724 x 102 x 673	2.3
1829-HB-7	Tool Apron-Black INOSIL w/multiple pockets & hard body	607 x 102 x 540	3.0
1863	Hydraulic low pressure crimper holder heavy weight vinyl bag	200 Ø opening x 400 High	4.1

HANGING HOOKS



Model No. **1830**



Model No. **1831**



Model No. **1842**



Model No. **1842-1**



Model No. **1843**



Model No. **1849**



Model No. **1849-OE**



Model No. **1849-OE-1**

Model No.	Description	Bucket Lip Size (mm)	Weight Approx. (kg)
1830	Polymer Hook 17.5mm Ø	55.00	0.2
1831	Polymer Hook 17.5mm Ø	76.00	0.2
1842	PVC Hook 16mm Ø	76.00	0.2
1842-1	PVC Hook 19mm Ø	76.00	0.2
1843	PVC Hook 16mm Ø	-	0.2
1849	PVC Hook 19mm Ø	100.00	0.2
1849-OE	PVC Cross Arm Hook 19mm Ø Also suitable for 95.25mm wide bucket lips	95.25	0.2
1849-OE-1	PVC Hook 19mm Ø	100.00	0.2

STORAGE EQUIPMENT (MADE IN USA)



BAGS AND TOOL BUCKETS

All Estex tool buckets are made of heavy duty canvas or vinyl coated nylon for long wear and use. The top ring is a single piece moulded, non-metallic material designed to stay open even under severe and continuous load. The bottoms are made of high impact polymer resins or leather.

The bag has leather side supports at the rope holes and a unique Estex feature whereby the bottom is stitched on and the body of the bag is folded back over the stitches to protect the threads from abrasion and excessive wear. This has the added benefit of providing a smooth padded area at the bucket bottom. Otherwise, your bucket becomes a rough sharp source of wear on the bucket truck and on the aerial bucket.

The bucket also has Strong UV resistance and rot resistant rope handle



Hose Bag
Model No. **2630**

Model No.	Description	Dimensions (mm)	Weight (kg)
2630	Hydraulic hose bag, heavy weight vinyl	432 x 89 x 470	1.8

TOOL BUCKETS

NOT RATED



Miniature Tool Bucket
Model No. **2009**



Vinyl Tool Bucket
Model No. **2059-V-HB**



Canvas Tool Bucket
Model No. **2022**



Tapered Canvas Tool Bucket
Model No. **2050-S-IP**



Splicers Tool Bucket Model
No. **2059**

Model No.	Description	Dimensions (mm)	Weight (kg)
2009	Miniature tool bucket, without pockets	127 Ø opening x 152 High	0.9
2022	Heavy duty canvas tool bucket, moulded top ring & bottom, polypropelene handle without pockets WLL 36kg	203 Ø opening x 305 High	1.0
2050-S-IP	Tapered heavy duty canvas tool bucket, moulded top ring & bottom WLL 36kg	305 Ø opening 203 Ø base x 305 High	1.1
2059-V-HB	Vinyl tool bucket with plastic bottom, 14 pockets, rope handle & snaphook 36kg.	304 Ø opening x 304 High	1.3
2059	Splicers heavy duty canvas tool bucket moulded top ring & bottom, polypropelene handle, (14 pockets outside). 36kg rated.	305 Ø x 305 High	1.4

H LIVE WORKING. STORAGE & LINESMAN ACCESSORIES

www.specialisedforce.com.au

TOOL STORAGE (MADE IN USA)



Hard Body Oval Tool Bucket
Model No. 1820-HB-C



Canvas Oval Tool Bucket
Model No. 1820



Splicers Oval Tool Bucket (INOSIL)
Model No. 1815-14-7



Canvas Splicers Oval Tool Bucket
Model No. 1815-14



Canvas Overhead Tool Bucket
Model No. 2075-1215



Vinyl Tool Bucket
Model No. 2075-1215V



Canvas Tool Carrier
Model No. 2196-2-TVA



Canvas Tool Bag
Model No. 2113-24

Model No.	Description	Dimensions (mm)	Weight (kg)
1820-HB-C	Oval tool bucket, w/hard body liner & cover (15 inside pockets)	381 x 178 x 229	1.2
1820	Heavy duty canvas oval tool bucket, w/pvc side supports (15 inside pockets)	381 x 178 x 229	1.1
1815-14-7	Splicers cordura oval tool bucket (inosil) (15 pockets inside / 14 pockets outside)	381 x 178 x 229	1.7
1815-14	Splicers canvas oval tool bucket (15 pockets inside / 14 pockets outside)	381 x 178 x 229	1.3
2075-1215	Canvas overhead rated tool bucket, w/ overhead rated snap, rated webbing strap (w/ box x), labelled & serialised for tracking & inspection, 10:1 safety factor, WLL: 50kg (printed in lbs on bucket)	305mm ø x 381h	1.3
2075-1215V	Heavy duty coated vinyl overhead rated tool bucket, w/ overhead rated snap, rated webbing strap (w/ box x), labelled & serialised for tracking & inspection, 10:1 safety factor, WLL: 80kg (printed in lbs on bucket)	305mm ø x 381h	1.3
2196-2-TVA	Canvas tool carrier, w/shoulder strap (20 pockets inside / 2 large pockets inside)	467 x 222 x 229	0.9
2113-24	Heavy duty canvas tool bag, steel frame, hard base, leather strap closure (610mm long)	610 x 254 x 356	2.2

TOOL BAGS & POUCHES






balmoral engineering



FEATURES

- Premium leather tool pouches
- RipStop canvas tool buckets
- Bags constructed using heavy duty fasteners & fittings
- Pole platform is light weight
- Large & stable platform
- Suitable for use on timber poles
- Insulated deck & aluminium frame

Image	Model No.	Description	Dimensions (mm)
	26028	Leather Tool Pouch – 9 pocket – Webbing Belt	
	26018	Canvas Tool Bucket – 15 Internal Pockets	350x150x250
	26022	Canvas Tool Bucket – 2 External Pockets	380x290

H LIVE WORKING. STORAGE & LINESMAN ACCESSORIES

www.specialisedforce.com.au



PETROL DRILL

MODEL NO. PRO-TED260RS

TAS/TANAKA two-stroke engine drill with reverse gear.

This portable two-stroke engine drill is packed with 26cc's of power and is ideal for all types of TIMBER work. It features a gear reduction ratio for improved torque, and can be used with a number of attachments.

FEATURES

- **Keyless Chuck**
Heavy duty keyless chuck that holds up to 13mm drill shank making it easy to change drill bits.
- **Reverse Gear**
Easy to change gear with reversible function for maximum operator convenience & versatility.
- **Ergonomic Handles**
Ergonomic reversible front handle for left and right handed use that provides a comfortable grip for long hours of operator comfort.
- **Anti-Vibration**
For Reduced Operator Vibration



SPECIFICATIONS

- 2 Year Limited Warranty
- Power: 26cc
- Output: 0.7 kW
- Dry Weight: 5.2kg
- Fuel Capacity: 0.6L
- Fuel Consumption at Max. Engine Power: 0.67 L/h
- 13mm Chuck
- Max Bit Size: 25mm Wood
- Complies with Australian Emission Laws
- Gear Reduction Ratio - 10.6:1
19.58:1 Forward - 20.38:1 Reverse
- Throttle Setting Device
- Reversible Function
- Cylinder: Chrome Plated for Longer Life
- Connection Rod: Forged Steel
- Petrol/Oil Ratio: 25:1
- Carburetor: Walbro - Diaphragm Type
- Noise Level: 79DB

Model No.	Description
PRO-TED260RS	Petrol Drill with 13mm Keyless Chuck (Supplied Standard)
EDR2400-EXT	Male & Female threaded Extension Shaft 360mm
0593212091	13mm Capacity Keyed Chuck



PRO-TED260RS Shown with Extension EDR2400-EXT

H LIVE WORKING. STORAGE & LINESMAN ACCESSORIES

www.specialisedforce.com.au

MODEL No. SB-3UK IPC/SHEAR BOLT IMPACT WRENCH

FEATURES

The **SB-3UK** is a battery operated impact wrench especially designed to torque down the shear bolts or IPC's (Insulation Piercing Connectors) for electrical connection use.

The tool features a unique shape to reduce its length for easy access to tight space. It develops 196 Nm of torque and features variable speed to 2,200 rpm. As it was designed for electrical work, there is no opening for air circulation.

Continuous use will overheat and damage the tool. Rest the tool after 20 bolts are sheared.

DETAILS

- Battery operated impact wrench for shear bolts
- Short body length for tight space application
- Well balanced and light weight
- Lithium-Ion batteries
- Manufacturer ISO 9001 accredited

SPECIFICATIONS

Torque (Nm)	196
Speed (RPM)	0–2,200
Motor (VDC)	14.4
Socket Retainer	1/2" square drive
Dimensions (mm)	350 (L) x 180 (H) x 75 (W)
Weight Inc Battery (kg)	2.2

ORDERING INFORMATION

(Refer pages 10–11 for Battery & Charger details)

Model No.: SB-3UK (BB)

Includes: Wrench Unit, Plastic Carrying Case, 2 x Lithium-Ion Batteries (BP-80LI) and 12/24VDC & 230VAC Charger (CH-100)


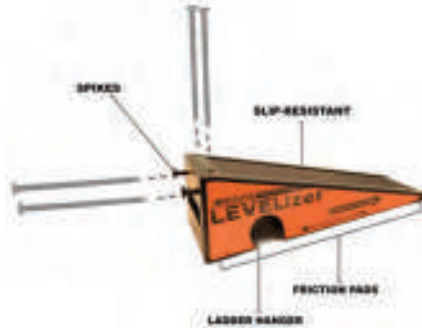


LADDER LEVELLER "LEVELIZER"

The Ladder Levelizer is a ladder leveling device that can be used to increase ladder safety on many types of inclines with its 6 to 127mm wedge design.

FEATURES

- Spikes, stored at the rear, penetrate the ground for added stability grass, dirt, and other soft surfaces.
- The ladder hanger allows the Levelizer to hang on the ladder for storage and portability.
- The slip-resistant top surface keeps the ladder foot securely in place during use.
- The friction pads on the bottom of the Levelizer provide traction on hard surfaces, such as concrete or asphalt.
- The lightweight design allows portability.
- The heavy duty materials and construction of the product provide durability and strength exceeding limits of most ladders.



WARNING

- Only use ladders for simple access jobs, or for a short duration. It's best to work from ground level whenever possible.
- You should also consider alternatives to a ladder, such as scaffolding or an elevated work platform.
- Under section 19 of the Work Health and Safety Act 2011 (WHS Act), a person conducting a business or undertaking (PCBU) has a primary duty of care, so far as reasonably practicable, to ensure their workers and others are not exposed to a risk to their health and safety.
- This includes ensuring adequate training, supervision and instruction has been provided regarding the safe use of ladders.
- Please consult your states WorkSafe guidelines for the "Safe Use of Ladders".

Product Code	LEVELIZER
Dimensions (cm)	54.6 x 17.8 x 13.3 (LxWxH)
Angle	14°
Weight (kg)	1.6
Material	ABS
Max. Load (kg)	181

MODEL No. ME-HTT1 HELICAL TERMINATION TOOL

Specially designed and field tested in collaboration with field crew of a major power company, for the winding and unwinding of helical fittings for guy wire and other large conductors.

FEATURES

- Strong, lightweight aluminium body
- Ergonomically designed for effortless winding and unwinding of helical fittings for guy wire and other large conductors
- Hanging hole at the rear of the tool for easy storage or attachment to tool belt as required
- May be anodised in a range of colours (optional)

Model No.	ME-HTT1
Material	Lightweight corrosion resistant aluminium
Overall Dimensions (mm)	55 Ø x 340 L
Weight (kg)	0.4




MODEL No. ME-WRT1 AMPACT WEDGE REMOVAL TOOL

Aids in the removal of Ampact Wedge connectors from "C" members.

FEATURES

- Impact resistant hammer pin treated for strength and corrosion to prolong fatigue life of tool
- Spring loaded for ease of use
- Solid, heavy duty mild steel body capable of absorbing impact

Model No.	ME-WRT1
Material	Mild steel body, tool steel hammer pin
Overall Dimensions (mm)	225 x 112 x 24
Weight (kg)	1.5



"AMPACT WEDGE CONNECTOR"

WRENCHES – STANDARD & UTILITY

DOUBLE SIDED PODGER RATCHET WRENCHES

Model No.	Size (mm A/F)	Opening	Length (mm)	
64110	10 x 12	12 POINT	240	
64111	11 x 13		240	
64114	14 x 15		280	
64117	17 x 19		315	
64118	18 x 24		360	
64119	19 x 24		360	
64121	21 x 23		360	
64122	22 x 24		360	
64124	24 x 30		360	
64127	27 x 30		425	
64128	27 x 32		425	
64132	32 x 36		425	
64135	38 x 41		485	
64146	46 x 50		485	
61624	½" Male to ¾" Male		n/a	400



To order pawl and spring add "R" to the end of the part number (eg. 64117-R)

UTILITY RATCHET WRENCHES

Model No.	Size (mm A/F)	Notes	Length (mm)
61317-6P	13 x 17	6 Point Hex with Acetate Handle	180
61317-6PL	13 x 17	for IPC's	280
BY3	17 x 19 x 24 x 30 (4 in 1 spanner)	Ideal for Pole Work	285



H LIVE WORKING. STORAGE & LINESMAN ACCESSORIES

www.specialisedforce.com.au

RUBBER INSULATED LIVE WORKING GLOVES



balmoral engineering



FEATURES

- Pure Latex Gloves manufactured under ISO 9001/ISO 14001
- Certified to EN 60903 also available in ASTM D120
- Ergonomically shaped excellent strength & durability
- Supreme feel & flexibility
- Outer Protector Gloves custom designed to perfectly complement the Marigold Rubber Insulating Glove
- Manufactured without the use of solvents & hazardous chemicals utilising a proprietary aqueous dipping process
- Acid resistant
- Ozone resistant
- Low temperature resistant
- Comprehensive range of classes, colours, lengths and sizes, including half sizes
- Various cuff styles available including straight, contour and bell
- Arc flash certified

GLOVE SIZE SELECTION

Glove Length
280mm (11 inch)
360mm (14 inch)
400mm (16 inch)
460mm (18 inch)



HOW TO MEASURE

Measure around your hand above the V of the thumb. This gives you the circumference in mm/inches.



Rubber Insulating Glove Item Number Legend	
	Example: RIG-4-18-YB-C-10H A B C D E F
	A – Glove Type: RIG (Rubber Insulating Glove)
	B – Class: 00/0/1/2/3/4
	C – Length: 280 – 460mm (11-18")
	D – Colour: R/Y/YB/BY (Red, Yellow, Yellow under Black, Black under Yellow)
	E – Cuff: S/C/B (Straight/Contour/Bell)
	F – Size: 7/8/8H/9/9H/10/10H/11 (H = ½ Sizes)

Glove Size	Nominal Hand Circumference	
	mm	Inches (*)
7	178	7
8	203	8
8 ½	216	8 ½
9	229	9
9 ½	241	9 ½
10	254	10
10 ½	267	10 ½
11	279	11

Tolerance: +/- 13mm
Allow an extra 13mm if Cotton Liners are to be used

LOW VOLTAGE RUBBER INSULATED LIVE WORKING GLOVES



balmoral engineering



Model No.	Size	Glove Length (inch)	Type	Class	Working Voltage (VAC)
RIG0011R-SIZE	500v 11 INCH STRAIGHT CUFF				
RIG0014Y-SIZE	500v 14 INCH STRAIGHT CUFF				
RIG014Y-SIZE	CLASS 0 14 INCH STRAIGHT CUFF				
RIG014BY-SIZE	CLASS 0 14 INCH STRAIGHT CUFF (DUAL LAYER)				
RIG0011RS7	7*	11	Straight Cuff	00	500
RIG0011RS8	8	11	Straight Cuff	00	500
RIG0011RS8H	8.5	11	Straight Cuff	00	500
RIG0011RS9	9	11	Straight Cuff	00	500
RIG0011RS9H	9.5	11	Straight Cuff	00	500
RIG0011RS10	10	11	Straight Cuff	00	500
RIG0011RS10H	10.5	11	Straight Cuff	00	500
RIG0011RS11	11	11	Straight Cuff	00	500
RIG0014YS7	7*	14	Straight Cuff	00	500
RIG0014YS8	8	14	Straight Cuff	00	500
RIG0014YS8H	8.5	14	Straight Cuff	00	500
RIG0014YS9	9	14	Straight Cuff	00	500
RIG0014YS9H	9.5	14	Straight Cuff	00	500
RIG0014YS10	10	14	Straight Cuff	00	500
RIG0014Y10H	10.5	14	Straight Cuff	00	500
RIG0014Y11	11	14	Straight Cuff	00	500
RIG014YS7	7	14	Straight Cuff	0	1000
RIG014YS8	8	14	Straight Cuff	0	1000
RIG014YS8H	8.5	14	Straight Cuff	0	1000
RIG014YS9	9	14	Straight Cuff	0	1000
RIG014YS9H	9.5	14	Straight Cuff	0	1000
RIG014YS10	10	14	Straight Cuff	0	1000
RIG014YS10H	10.5	14	Straight Cuff	0	1000
RIG014YS11	11	14	Straight Cuff	0	1000
RIG014BYS8	8	14	Straight Cuff (Dual Layer)	0	1000
RIG014BYS8H	8.5	14	Straight Cuff (Dual Layer)	0	1000
RIG014BYS9	9	14	Straight Cuff (Dual Layer)	0	1000
RIG014BYS9H	9.5	14	Straight Cuff (Dual Layer)	0	1000
RIG014BYS10	10	14	Straight Cuff (Dual Layer)	0	1000
RIG014BYS10H	10.5	14	Straight Cuff (Dual Layer)	0	1000
RIG014BYS11	11	14	Straight Cuff (Dual Layer)	0	1000

*Special Order

RUBBER GOODS CLEANER



High quality environmentally safe and non-toxic rubber goods cleaner, available in wipe or spray.
Approved for use on Mats & Covers, Gloves & Sleeves

Model No.	Description
RBG-35LR	Spray Bottle (0.95L)
RBG-D72	Tub (72 Wipes)

HIGH VOLTAGE



balmoral engineering



Model No.	Class	Size	Type	Glove Length (inch)	Working Voltage (VAC)
RIG114YBS8	1	8	Straight Cuff	14	5000
RIG114YBS8H	1	8.5	Straight Cuff	14	5000
RIG114YBS9	1	9	Straight Cuff	14	5000
RIG114YBS9H	1	9.5	Straight Cuff	14	5000
RIG114YBS10	1	10	Straight Cuff	14	5000
RIG114YBS10H	1	10.5	Straight Cuff	14	5000
RIG114YBS11	1	11	Straight Cuff	14	5000
RIG216YBB8	2	8	Bell Cuff	16	17000
RIG216YBB8H	2	8.5	Bell Cuff	16	17000
RIG216YBB9	2	9	Bell Cuff	16	17000
RIG216YBB9H	2	9.5	Bell Cuff	16	17000
RIG216YBB10	2	10	Bell Cuff	16	17000
RIG216YBB10H	2	10.5	Bell Cuff	16	17000
RIG216YBB11	2	11	Bell Cuff	16	17000
RIG216YBS8	2	8	Straight Cuff	16	17000
RIG216YBS8H	2	8.5	Straight Cuff	16	17000
RIG216YBS9	2	9	Straight Cuff	16	17000
RIG216YBS9H	2	9.5	Straight Cuff	16	17000
RIG216YBS10	2	10	Straight Cuff	16	17000
RIG216YBS10H	2	10.5	Straight Cuff	16	17000
RIG216YBS11	2	11	Straight Cuff	16	17000
RIG218YBC8	2	8	Contour Cuff	18	17000
RIG218YBC8H	2	8.5	Contour Cuff	18	17000

H LIVE WORKING. STORAGE & LINESMAN ACCESSORIES

www.specialisedforce.com.au

**HIGH VOLTAGE
(CONTINUED FROM PREVIOUS PAGE)**



balmoral engineering

RIG218YBC9	2	9	Contour Cuff	18	17000
RIG218YBC9H	2	9.5	Contour Cuff	18	17000
RIG218YBC10	2	10	Contour Cuff	18	17000
RIG218YBC10H	2	10.5	Contour Cuff	18	17000
RIG218YBC11	2	11	Contour Cuff	18	17000
RIG316YBB8	3	8	Bell Cuff	16	26500
RIG316YBB8H	3	8.5	Bell Cuff	16	26500
RIG316YBB9	3	9	Bell Cuff	16	26500
RIG316YBB9H	3	9.5	Bell Cuff	16	26500
RIG316YBB10	3	10	Bell Cuff	16	26500
RIG316YBB10H	3	10.5	Bell Cuff	16	26500
RIG316YBB11	3	11	Bell Cuff	16	26500
RIG316YBS8	3	8	Straight Cuff	16	26500
RIG316YBS8H	3	8.5	Straight Cuff	16	26500
RIG316YBS9	3	9	Straight Cuff	16	26500
RIG316YBS9H	3	9.5	Straight Cuff	16	26500
RIG316YBS10	3	10	Straight Cuff	16	26500
RIG316YBS10H	3	10.5	Straight Cuff	16	26500
RIG316YBS11	3	11	Straight Cuff	16	26500
RIG318YBC8	3	8	Contour Cuff	18	26500
RIG318YBC8H	3	8.5	Contour Cuff	18	26500
RIG318YBC9	3	9	Contour Cuff	18	26500
RIG318YBC9H	3	9.5	Contour Cuff	18	26500
RIG318YBC10	3	10	Contour Cuff	18	26500
RIG318YBC10H	3	10.5	Contour Cuff	18	26500
RIG318YBC11	3	11	Contour Cuff	18	26500
RIG418YBB9	4	9	Bell Cuff	18	36000
RIG418YBB9H	4	9.5	Bell Cuff	18	36000
RIG418YBB10	4	10	Bell Cuff	18	36000
RIG418YBB10H	4	10.5	Bell Cuff	18	36000
RIG418YBB11	4	11	Bell Cuff	18	36000
RIG418YBS9	4	9	Straight Cuff	18	36000
RIG418YBS9H	4	9.5	Straight Cuff	18	36000
RIG418YBS10	4	10	Straight Cuff	18	36000
RIG418YBS10H	4	10.5	Straight Cuff	18	36000
RIG418YBS11	4	11	Straight Cuff	18	36000
RIG418YBC9	4	9	Contour Cuff	18	36000
RIG418YBC9H	4	9.5	Contour Cuff	18	36000
RIG418YBC10	4	10	Contour Cuff	18	36000
RIG418YBC10H	4	10.5	Contour Cuff	18	36000
RIG418YBC11	4	11	Contour Cuff	18	36000

RUBBER GOODS CLEANER



High quality environmentally safe and non-toxic rubber goods cleaner, available in wipe or spray.
Approved for use on Mats & Covers, Gloves & Sleeves

Model No.	Description
RBG-35LR	Spray Bottle (0.95L)
RBG-D72	Tube (72 Wipes)

GLOVE ACCESSORIES



balmoral engineering



LV OUTER PROTECTOR
OUTLVGS-SIZE



HV OUTER PROTECTOR
OUTHVGS-SIZE



POWERFLEX GLOVES
PFLEX-SIZE




GLOVE LINERS
COT1/2/3

Model No.	Description	Size	Glove Length (inch)
OUTLVGS7		7	10
OUTLVGS8	LV Outer Protector – Goatskin Velcro Cotton Strap Kevlar Thread	8 - 8.5	10
OUTLVGS9		9 – 9.5	10
OUTLVGS10		10 – 10.5	10
OUTLVGS11		11	10
OUTHVGS8	HV Outer Protector – Goatskin	8 – 8.5	12
OUTHVGS9		9 – 9.5	12
OUTHVGS10		10 – 10.5	12
OUTHVGS11		11	12
PFLEX-8			8
PFLEX-9	Powerflex, Neo Coat LVL4 Flame, LVL5 Cut EN	9	-
PFLEX-10		10	-
PFLEX-11		11	-
COT1	Cotton – Interlock Liners	-	10
COT2	PolyCotton – Knitted Liners	-	10
COT3	Cotton – Interlock Liners	-	14



GLOVE TALC



GLOVE AIR TEST TOOL

Model No	Description	Dimensions (mm)
GLO-TAL	Glove Talc 100g	-
GLO-ROL1	Glove Air Test Tool (HV)	360mm x 32mm
GLO-ROL2	Glove Air Test Tool (LV)	300mm x 25mm

LIVE WORKING. STORAGE & LINESMAN ACCESSORIES

www.specialisedforce.com.au

DIELECTRIC BOOTS



balmoral engineering



Class 2 - Dielectric Boots

Model No.	Class	Size	Working Voltage (VAC)
RIB2Y6	2	6*	17000
RIB2Y7	2	7*	17000
RIB2Y8	2	8*	17000
RIB2Y9	2	9*	17000
RIB2Y10	2	10*	17000
RIB2Y11	2	11*	17000
RIB2Y12	2	12*	17000
RIB2Y13	2	13*	17000
RIB2Y14	2	14*	17000

*Special Order

RUBBER GOODS CLEANER



High quality environmentally safe and non-toxic rubber goods cleaner, available in wipe or spray. **Approved for use on Mats & Covers, Gloves & Sleeves**

Model No.	Description
RBG-35LR	Spray Bottle (0.95L)
RBG-D72	Tub (72 Wipes)



H LIVE WORKING. STORAGE & LINESMAN ACCESSORIES

www.specialisedforce.com.au

RUBBER INSULATING SLEEVES



balmoral engineering



Model No.	Sleeve Type	Class	Arm	Size	Working Voltage (VAC)
RIS2RYECS		2		Small	17000
RIS2RYECR	Rubber Insulating Sleeve	2	Extra Curved	Regular	17000
RIS2RYECL		2		Large	17000
RIS3RYECS		3		Small	26500
RIS3RYECR	Rubber Insulating Sleeve	3	Extra Curved	Regular	26500
RIS3RYECL		3		Large	26500
RIS4RYECS		4		Small	36000
RIS4RYECR	Rubber Insulating Sleeve	4	Extra Curved	Regular	36000
RIS4RYECL		4		Large	36000

SLEEVE ACCESSORIES



Model No.	Description
B2	Sleeve Buttons (1pc)
B22	Sleeve Buttons (2pc – 4 pack)
H1	Harness C/W 4 B2 Buttons

GLOVE & SLEEVE BAGS



Model No.	Description	Dimensions (mm)
26012	LV Glove Bag - 2 Pocket Treated Canvas. Velcro Close - Webbing Loops	390 x 210 x 45
26023	LV Glove Bag - 1 Pocket Loomstate Canvas. Velcro Close - Webbing Loop	400 x 220 x 75
26016	LV Glove Bag - 2 Pocket Loomstate Canvas. Velcro Close - Webbing Loop	400 x 220 x 75
26017	LV Glove Bag - 3 Pocket Loomstate Canvas. Velcro Close - Webbing Loop	400 x 220 x 150
26025	LV Glove Bag - 3 Pocket Treated Canvas. Velcro Close - Plastic Snap Hook	380 x 220 x 80
26042	HV Glove Bag. 2 Pocket Loomstate Canvas. Velcro Close - Metal Snap Hook	500 x 220 x 150
26035	HV Glove & Sleeve Bag - 3 Pocket Loomstate Canvas. Velcro Close - Metal Snap Hook	700 x 200 x 250

RUBBER GOODS CLEANER



High quality environmentally safe and non-toxic rubber goods cleaner, available in wipe or spray.
Approved for use on Mats & Covers, Gloves & Sleeves

Model No.	Description
RBG-35LR	Spray Bottle (0.95L)
RBG-D72	Tub (72 Wipes)

**LV & HV, INSULATED & NON-INSULATED
LINE COVERS & GUARDS**



balmoral engineering

FEATURES

- Suitable for use on Power Lines & Wires as visual warning, mechanical protection and electrical insulation
- Rigid guards or flexible style hose cater for most requirements
- Eyelet in bell housing allows locking by cable ties & complies with WHS requirements
- Unique striped safety feature (Tiger Tail Only)
- Weather resistant
- Stamped & rated to comply with Australian and International Standards
- Robust design and construction backed by decades of engineering to ensure the highest quality & safety standards



TIGER TAILS & LION TAILS

Image	Model No.	Class	Working Voltage (VAC)	Dimensions	Certification
	DB35A	1	650	2.5m x 35mm	AS4202 - HDPE
	DB35ARB	1	650	2.5m x 35mm	AS4202 - HDPE
	DB35ARB125	1	650	1.25m x 35mm	AS4202 - HDPE
	DB45A	1	650	2.5m x 45mm	AS4202 - HDPE
	LS70	1	650	2m x 70mm	AS4202 - HDPE
	DB45B	2	15000	2m x 45mm	ASTM F712 - HDPE
	DB35B	3	26000	2m x 35mm	ASTM F712 - HDPE

POLE MARKERS*

- Designed to last >15 Years
- Excellent UV Resistance
- Increases Visibility of Poles for Both Day & Night Conditions
- Textured Surface to Reduce Adhesion of Unwanted Signs & Labels
- Easy to Install, Tek Screws or Band-It Strapping can be used.


Model No.	Size (mm)	Base		Reflector	
		Material	Colour	Qty	Colour
PM6060GW	600x600	Polyethylene	Grey	6	White
PM6060GY	600x600	Polyethylene	Grey	6	Yellow
PM6060BY	700x600	Polyethylene	Black	8	Yellow
PM6030GW	600x300	Polyethylene	Grey	6	White




*Custom Sizes Available on Request Subject to MOQ






GUY GUARDS

Image	Model No.	Description	Dimensions	Certification
	GG	For Stay & Guy Wires (Not Rated For Electrical Insulation)	2m x 45mm	HDPE

JUMPER WIRE GUARDS

Image	Model No.	Description	Class	Working Voltage (VAC)	Dimensions	Certification
	IPEP	Flexible hose for covering Bonds, Bridges & Jumper Wires	I	650	10m x 35mm	AS4202

PANTHER TAILS

Image	Model No.	Description	Class	Working Voltage (VAC)	Dimensions	Certification
	TPP20	Unique 2 tone design	2	15kV	3m x 20mm	AS4202 – HDPE
	TPP35				3m x 35mm	
	TPP15*		2	15kV	60m x 15mm ROLL	AS4202 EVA
	TPLBL	Label	2	15kV		AS4202

*Installation tool (TPP15-TL) available upon request

WM SERIES LINE WARNING MARKERS & FLAGS

			
3D Eye Ring R/W WM-CS-E-1D-RW	3D Eye Ring B/W WM-CS-E-1D-CP	3D Eye Ring B/Y WM-CS-E-1D-BY	Flag Eye Ring Orange WM-CS-E-1B-O
			
Mini 3D Eye Ring R/W WM-CS-E-1E-RW	Mini 3D Eye Ring B/W WM-CS-E-1E-BW	Mini 3D Eye Ring B/Y WM-CS-E-1E-BY	

FEATURES

- Aerodynamic design, rotates for high impact visibility
- Anti-creep Clamp design
- Installed with standard Live Line Tools
- UV stabilised and tough non-conductive plastics
- Latest technology articulated 3D design
- Premium High – Vis Reflectors
- Eye Ring fitting
- Customised flags or marker options available. Universal clamp fits all lines from 2 - 50mm diameter



All Rights Reserved Patent Pending

Model No.	Product Type	Line Attachment	Hot Stick Attachment	Style of Warning Device	Colour
WM-CS-E-1D-RW	Warning Marker	Clam Shell	Eye Ring	3D	Red/White
WM-CS-E-1D-BW	Warning Marker	Clam Shell	Eye Ring	3D	Black/White
WM-CS-E-1D-BY	Warning Marker	Clam Shell	Eye Ring	3D	Black/Yellow
WM-CS-E-1B-O	Warning Marker	Clam Shell	Eye Ring	Flag	Orange
WM-CS-E-1E-RW	Mini Warning Marker	Clam Shell	Eye Ring	3D	Red/White
WM-CS-E-1E-BW	Mini Warning Marker	Clam Shell	Eye Ring	3D	Black/White
WM-CS-E-1E-BY	Mini Warning Marker	Clam Shell	Eye Ring	3D	Black/Yellow

MATS & COVERS



balmoral engineering



FEATURES

- EPDM Rubber or PVC material options
- Crease in Class I PVC style covers to conform to line
- Stamped & rated to comply with Australian and International Standards
- Meets ENA & electrical safety rules and guidelines in most States and Territories
- Dual colour material safety options available
- Non-slip & flexible Ground Mats
- Weather Resistant
- Velcro/ Stud/ Magnetic

RUBBER GOODS CLEANER

High quality environmentally safe and non-toxic rubber goods cleaner, available in wipe or spray. **Approved for use on Mats & Covers, Gloves & Sleeves**

SPECIFICATIONS

Model No.	Description
RBG-35LR	Spray Bottle (0.95L)
RBG-D72	Tub (72 Wipes)



LIVE LINE CLAMP REMOVER

- Two types for removing either Eye-Ring or Bayonet fitting clamps
- Universal attachment fitting for Hot Stick
- Designed to allow capture of clamp even when twisted away from vertical orientation on line
- Stainless Steel construction
- Unique double action allows capture of clamp body

- to prevent unwanted rotation of clamp head during installation on line
- Spring tension engineered to limit downward pressure online during installation and removal of clamp

Model No.	Fitting	Dimensions (mm) (L x W x D)
LLCR-E	Eye Ring	450 x 60 x 65
LLCR-B	Bayonet	450 x 60 x 65



Image is Representative Only

H LIVE WORKING. STORAGE & LINESMAN ACCESSORIES

www.specialisedforce.com.au

MATS & COVERS



balmoral engineering

Image	Model No.	Description	Dimensions	Class	Type	Working Voltage (VAC)	Material	Certification
	181-A-1	Ground Mats	1mx1mx6mm	A	Cut-out	650	EPDM	
	181-A-2		1.2mx1mx6mm		Plain			
	181-A-3		1.5mx1mx6mm		Slots			
	181-A-4		900x900x6mm		Plain			
	1813-1		600x600x6mm	3	Plain	26500		
	181A	Ground Mats	1mx1mx6mm	A		650	EPDM	AS2978
	1810			0		1000		IEC 61111
	1811			1		5000		
	1812			2		17000		
	1813			3		26500		
	1814			4		36000		
	181A-ROLL	Ground Mats	10mx1mx6mm Cut to Length	A		650	EPDM	AS2978
	1810-ROLL			0		1000		IEC 61111
	1811-ROLL			1		5000		
	1812-ROLL			2		17000		
	1813-ROLL			3		26500		
	1814-ROLL			4		36000		
	2003	Line Covers	1.2mx225mm drop	II	Magnet/Press Studs	650	PVC	AS4202
	3003		1.2mx300mm drop					
	4004		1.2mx375mm drop					
	5002		1.5mx225mm drop					
	2001	Line Covers	1.2mx225mm drop	II	Studs	650	PVC	AS4202
	3001		1.2mx300mm drop					
	4001		1.2mx375mm drop					
	5001		1.5mx225mm drop					
	6001		1.8mx225mm drop					
	2004	Line Covers	1.2mx225mm drop	II	Velcro	650	EPDM Velcro	AS4202
	2006		600x225mm drop					
	2010		1mx235mm drop					
	3002		1.2mx300mm drop					
	7001	Cross Arm Covers	1.2mx375mm drop	II	Studs	650	PVC	AS4202
	7004		1.2x225mm drop		Velcro		EPDM Velcro	
	7008		1.2mx225mm drop		Mag/PStuds		PVC	
	7010		1mx235mm drop		Velcro		EPDM Velcro	
	7002	Comms Cable Covers	1.2mx225mm	II	Velcro	650	EPDM Velcro	AS4202
	8002		600x225mm		Studs		PVC	
	8006		600x225mm		Mag/PStud			
	8001	Fuse Link Covers	600x375mm drop	II	Studs	650	PVC	AS4202
	8007		850x850mm		Plain		EPDM Velcro	
	8010		850x700mm		Velcro			
	8016		400x400mm drop		Studs			
	8020		600x375mm drop		Mag		PVC	


H LIVE WORKING. STORAGE & LINESMAN ACCESSORIES

www.specialisedforce.com.au

SUBSTATION & SWITCHBOARD KITS




balmoral engineering

Image	Model No.	Description
 <p>Clear or Yellow Drapes Available. Available Fasteners (Magnetic, Eyelet, Clamps)</p>	16002 (9008, 9007, 9019, 181A, 25006, 26031, YS-211-3-5)	2 x Small Plain Drapes, 2 x Medium Plain Drapes, 1 x Large Plain Drape, 1 x Ground Mat, 1 x Velcro Strap, 1 x Bag, 4 x Clamps
	16003 (10005, 10006, 181A, 25006, 26031)	4 x Small Magnetic Drapes, 2 x Large Magnetic Drapes, 1 x Ground Mat, 1 x Velcro Strap, 1 x Bag
	16004 (10005, 10021, 26031, YS-211-3-5)	4 x Small Magnetic Drapes, 2 x Large Magnetic Drapes, 1 x Bag, 4 x Clamps
	16005 (10005, 10006, 26031)	4 x Small Magnetic Drapes, 2 x Large Magnetic Drapes, 1 x Bag
	16006 (10029, 10030, 181A, 25006, 26031)	4 x Small Magnetic Drapes, 2 x Large Magnetic Drapes, 1 x Ground Mat, 1 x Velcro Strap, 1 x Bag
	16007 (10031, 10032, 26031, YS-211-3-5)	2 x Small Clear Magnetic Drapes, 2 x Large Clear Magnetic Drapes, 4 x Clamps, 1 x Bag

Custom kits available upon application, MOQ's apply

STREET LIGHT COLUMN KITS

Image	Model No.	Description
	14001 (23002, INS-S, INS-L, 26004)	1 x Magnetic Column Cover (pair), 2 x small Inserts, 2 x large Inserts, 1 x Bag
	14002 (23002, INS-S, INS-L, 181A, 25006, 26031)	1 x Magnetic Column Cover (pair), 2 x small Inserts, 2 x large inserts, 1 x Ground Mat, 1 x Velcro Strap, 1 x Bag
	14003 (23002, INS-S, 26004)	1 x Magnetic Column Cover (pair), 2 x small Inserts, 1 x Bag

RUBBER GOODS CLEANER



High quality environmentally safe and non-toxic rubber goods cleaner, available in wipe or spray.
Approved for use on Mats & Covers, Gloves & Sleeves

Model No.	Description
RBG-35LR	Spray Bottle (0.95L)
RBG-D72	Tub (72 Wipes)





LIVE WORKING. STORAGE & LINESMAN ACCESSORIES

www.specialisedforce.com.au









SUBSTATION & SWITCHBOARD DRAPES



balmoral engineering

Image	Model No.	Dimensions	Type	Class	Material	Working Voltage (VAC)	
	9016	1mx100mm	Plain	II	EPDM	650	
	9017	600x300mm					
	9018	300x300mm					
	10007	300x225mm					
	10008	450x300mm					
	10009	600x450mm					
	10010	900x600mm					
	10011	1.8mx900mm					
	8008	850x850mm	Magnetic	II	PVC	650	
	9007	600x450mm	Plain				
	9008	400x300mm					
	9019	1.2mx900mm					
	10005	600x450mm					Eyelets/Mag
	10006	1.2mx600mm					
	10020	900x900mm					Eyelets
	10021	2mx600mm					Magnetic
	9001	12mx1.2mx2mm			II	PVC	650
	9009	12mx1.2mx2mm	EPDM				
	19001	Cable End Covers	180x110mm	II	PVC	650	
	19002		245x190mm				
	19003		230x110mm				

MATS & COVERS ACCESSORIES

Image	Model No.	Description	Dimensions	Type	Material
	26014	Bags – Zipper Fits up to 5x1.2m Line Covers	1.4mx400mmx100mm	Line Cover Bag	PVC
	26015	Bags – Zipper Fits standard 1mx1m Ground Mat (C/W Velcro Strap)	1.1mx150mmx100mm	Ground Mat Bag	PVC
	YS-211-3-5	Clamp	220x115x22mm	Clamps	Polypropylene
	25005	Straps	500x50mm	Velcro Straps	Velcro
	25006		1mx50mm		
	24003	Magnet Stud		Studs	
	PB4	Standard Stud		Studs	
	PB5-A	Male Press Stud		Studs	
	PB5-B	Female Press Stud		Studs	

H LIVE WORKING. STORAGE & LINESMAN ACCESSORIES

www.specialisedforce.com.au

HEIGHT SAFETY & RESCUE



balmoral engineering



FEATURES

- Pole Top and Tower Rescue Kits and components
- Australian Standards approved lightweight Climbing Helmet with Air Vents
- Easy adjusting Pole Straps, shock absorbing Lanyards
- Rescue Bags & Boxes, Pouches, Knives, Gloves, Cutters & Crooks.
- Low Voltage Switchboard Rescue Kits and components
- EWP/ Live Line Harness
- Latest comfort style - Linesman Safety, Harnesses, leading brands



H LIVE WORKING. STORAGE & LINESMAN ACCESSORIES

www.specialisedforce.com.au

RESCUE KITS



balmoral engineering

Image	Model No.	Description	Contents
	11006	Pole Top Rescue Kit (NSW-ASP)	1x Bag, 1x CPR card, 1x Body Belt & Pole Strap, 1x Knife, 1x Rope, 1x Rubber Gloves
	11020	Pole Top Rescue Kit (NSW-CSP)	1x Bag, 1x CPR card, 1x Body Belt & Pole Strap, 1x Knife, 1x Rope, 1x Rubber Gloves
	11007	Pole Top Rescue Kit (QLD)	1x Bag, 1x CPR card, 1x Body Belt, 1x Knife, 1x Parrot Beak Cutters, 1x Pole Strap, 1x Rope, 1x Tool Pouch, 1x Rubber Gloves
	11015	Pole Top Rescue Kit (VIC & TAS)	1x Bag, 1x CPR card, 1x Anchor Strap, 1x Body Belt & Pole Strap, 1x Pliers, 1x Rope, 1x Parrot Beak Cutters, 1x Riggers Gloves, 1x Webbing Cutter, 1x Rubber Gloves
	11009	Pole Top Rescue Kit (WA)	1x Bag, 1x CPR card, 1x Safety Knife, 1x Parrot Beak Cutter, 1x Pole Strap, 1x Rope, 1x Snap Hook, 1x Crook
	11002	Switchboard Rescue Kit	1x Bag, 1x CPR Card, 1x Crook, 1x Torch, 1x Isolate Here Sign, 1x Trauma Dressing, 1x Fire Blanket, 1x Rubber Gloves
	11014	EWP Escape Kit	Rescue Kit – 20m Rope
	11018	Tower Rescue Kit	1x Rope Bag, 1x 80m Kernmantle Rope C/W eye/label, 1x Mini Hauler, 1x Rescue Yolk (Patient Recovery), 1x Anchor Strap, 1x Double Brake Descender "No Worries", 3x Karabiners

RESCUE BAGS

Image	Model No.	Description	Dimensions/Capacity	Features	Material
	26032		65L	Zipper	
	26033	PPE & Equipment Bags	65L	Zipper	
	26036		70L	Zipper/Velcro – Front Pocket for LV Glove Storage	
	26034	Rope Bag	640x280mm	Draw String	PVC

H LIVE WORKING. STORAGE & LINESMAN ACCESSORIES

www.specialisedforce.com.au

HEIGHT SAFETY EQUIPMENT



balmoral engineering

Image	Model No.	Description	Dimensions/Capacity	Features	Material
	ROPE-K-11	Kernmantle Response Rescue Ropes	200mx11mm Thimble	Cut-to-Length (Sold by the metre)	
	ROPE-K-13		200mx13mm Thimble		
	26008	Switchboard Bag	155x290x138mm		
	26011	Pole Top Box	350x340x340mm	Rescue Kit Bags	
	26013	Pole Top Bag	385x350x180mm		

ACCESSORIES

Image	Model No.	Description	Dimensions	Contents	Certification
	PS-BK	Pole Straps	2.5m	2.5m Double Action Steel Hooks	
	PS-BLACK		3.5m	3.5m Webbing Alloy Double Action Hook - Linesman	
	PS-BLUE				
	TS-1	Suspension Trauma Strap		1x Strap	
	LYD	Lanyards	1.7m	1.7m Elasticated Double Action Hook EWP	
	LYD-1		1.7m	1.7m EZ Stop Twin Tail Adjustment – Large Double Hook	
	LYD-2		2m	2m Twin Lanyard – Large Alloy Hooks	
	LYD-3		2m	2m Adjustable Steel Hooks	
	ANC-ST	Anchor Straps	1.2m	1.2m Webbing	
	ANC-ST-1		1.2m	1.2m Orange/Black Rescue	
	ANC-ST-2		1.8m	1.8m Orange/Black Rescue-Desc-Pretzel	
	ANC-ST-3		1m	1m Heavy Duty Webbing C/W "D" Ring	
	KAR-3L	Karabiners		Kong Steel Triple Lock 35kN – 26.5 Gate	
	KAR-OVAL			Steel Karabiner Oval	
	LAD-1	Lad Safe Device		LAD Safe Device for SALA Permanent Ladder Systems	
	DES-1	Descender	170x105mm		
	DY-1	Dual-Yoke	250mm	Rescue, Steel Hooks	
	HELMET ABS	Helmet			AS 1801
	HT-1	Haul Track	2m	6.1 Ratio C/W Ascender Rope & Bag	
	ROPE-GRB	Vertical Rope Grab	Suit 12-16mm Rope	COBRA + ZORBA with R-119 C/W Triple Action Karabiner	

H LIVE WORKING. STORAGE & LINESMAN ACCESSORIES

www.specialisedforce.com.au

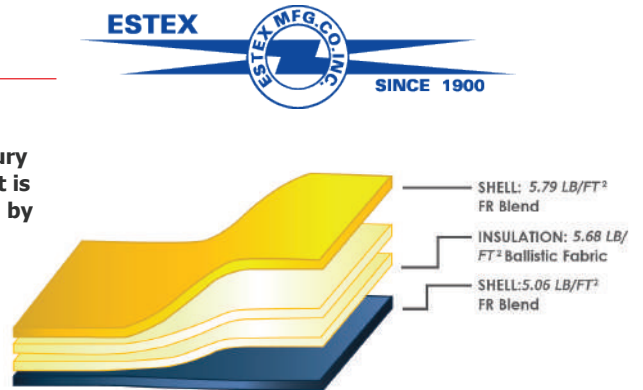
ELECTRICAL ARC PROTECTION BLANKET

The possibility for Electrical Arc is an incredibly dangerous aspect of working in manholes and other utility areas. The Estex BlastMat Arc Protection Blanket provides a measure of protection against severe injury and even death in Electrical Arcing when used properly. The Arc blanket is designed to manage thermal radiation of both the heat and fire created by the blast event, a pressure wave, and a molten spray.

- Kevlar straps available for quick and easy installation
- Hang blankets loosely and at least 20cm from potential fault
- The BlastMat can be configured to fit the circumstances of the vault for particular jobs

BLANKET LAYERING CONSTRUCTION

The BlastMat Arc Suppression Blanket is made in three configurations: A **3 layer Light-Line style blanket** used in 15KA applications, a **4 layer blanket** used in 25KA applications and a **6 layer Regular-Line style blanket** used in a 40KA application. Layers include Kevlar, ballistic fabric and nomex blends.



STANDARD TO PROVIDE GUIDANCE FOR ITS EFFECTIVENESS AND CAPACITY

STANDARD ASTM 2676-09 HAS THREE PARTS THAT ARE SCORED TO PASS THE TEST:

1. The KA (KiloAmps) threshold, which chronicles the blankets maximum current at which it will fail at 10 cycles.
2. Time in cycles it takes the blanket to fail thereby calculating the blankets mechanical number is derived by multiplying the threshold number, for example 25KA with the cycle time, for example 20 cycles, the time the blanket held until failure, to equal the KA Cycle level of 500 (which is the total energy management of 500KA).
3. Evaluate ability of the blanket to self-extinguish after the arc explosion ceases. ASTM 2676-09 standard provides for three levels of testing: 15KA, 25KA, and 40KA.

SPECIFICATIONS

Model Number	Size
15KA ARC PROTECTION BLANKET - 3 Layer	
TE3-15-4860	120cm x 150cm
TE3-15-6096	150cm x 244cm
25KA ARC PROTECTION BLANKET - 4 Layer	
TE2-48-60	122cm x 150cm
TE2-48-96	122cm x 244cm
TE2-56-96	142cm x 244cm
TE2-72-96	183cm x 244cm
40KA ARC PROTECTION BLANKET - 6 Layer	
TE2-W4860	122cm x 142cm
TE2-W4896	122cm x 244cm
TE2-W7296	183cm x 244cm
KEVLAR STRAP KIT	
TE-S-6HK-KIT	8 each x 6-ft Adjustable, Heavy Kevlar Straps, with Rated Cam-buckle; 2 x Rated Aluminium Carabineers in a canvas zipper pouch



CARE AND USE INSTRUCTIONS

1. UV light found in sun and fluorescent lighting effects all Aramid fabric's strength. Proper storage is required to prevent UV damage. Always store blankets after thoroughly dried.
2. BlastMat Blankets can be laundered with normal detergents. Water temp should not exceed 60 degrees Celsius. DO NOT USE Chlorine Bleaches. Rinse thoroughly. Tumble Dry on Delicate or Air Dry preferably.

WARNINGS AND PRECAUTIONS

1. BlastMat Blankets give limited protection because of the unpredictable nature of electrical discharges and may not fully contain the pressure wave, plasma arc flash, or blast material, but only reduce or dampen the explosive and incendiary effects. In such cases, injuries or even death may still occur, even if the blanket is properly used.
2. BlastMat Arc Suppression Blankets are designed for protection from the effects of arcing fault and is not classified as "Electrically Insulated" must never be used in this way.
3. BlastMat Blankets, hardware and strapping should be visually inspected before each use. Signs of wear or deterioration of components or stitching should cause the product to be disqualified for use. A user sponsored inspection and qualification program is recommended. Serial numbers and production dates are provided with each blanket.

CABLE LENGTH METER

Used to measure the length of insulated copper or aluminium conductors on a spool, and to measure low resistance values.

- Automatic Power Off for maximum battery life
- Automatic temperature compensation for maximum accuracy
- Accurate to ± 1.0 to 1.5%
- Display : Large Digit LCD
- Voltage Rating : Not intended for connection to live voltage
- Eight user-programmable settings for other sizes
- Powered by (6) 1.5V AA batteries
- Replacement calibration rods (pair) available as CLM-ROD, UPC 02721
- Replacement Kelvin clips (pair) available as CLM-CLIPS, UPC 02722



SPECIFICATIONS

Model No.	CLM-1000E (UPC-02720)
Description	Cable Length Meter for Metric Wire and Cable
Wire Sizes	0.75, 1, 1.5, 2.5, 4, 6, 10, 16, 25, 35, 50, 70, 95, 120, 150, 185, 240, 300, 400, 500 mm ²
Length Measurement	5.0 m to 30.00 km (3 Ranges)
Resistance Measurement	199.99 mΩ to 1999.9 Ω (5 Ranges)



NON-CONTACT VOLTAGE DETECTOR

Used to detect voltage in outlets, lighting fixtures, circuit breakers, wires, and cables or to find a break in a wire.

- Safe, non-contact voltage detection
- Patented automatic self-test verifies the integrity of the unit
- A must have Safety tool for Electricians, Electrical contractors & Level 1, 2 & 3 ASP's (Accredited Service Providers)
- Bright LEDs flash and audible alarm sounds if voltage is present
- Silent-mode feature for use in quiet settings
- Safe, non-contact voltage detection
- Automatically turns off after five minutes of non-use to conserve battery life
- Low battery indicator
- (2) 1.5V AAA batteries included



SPECIFICATIONS

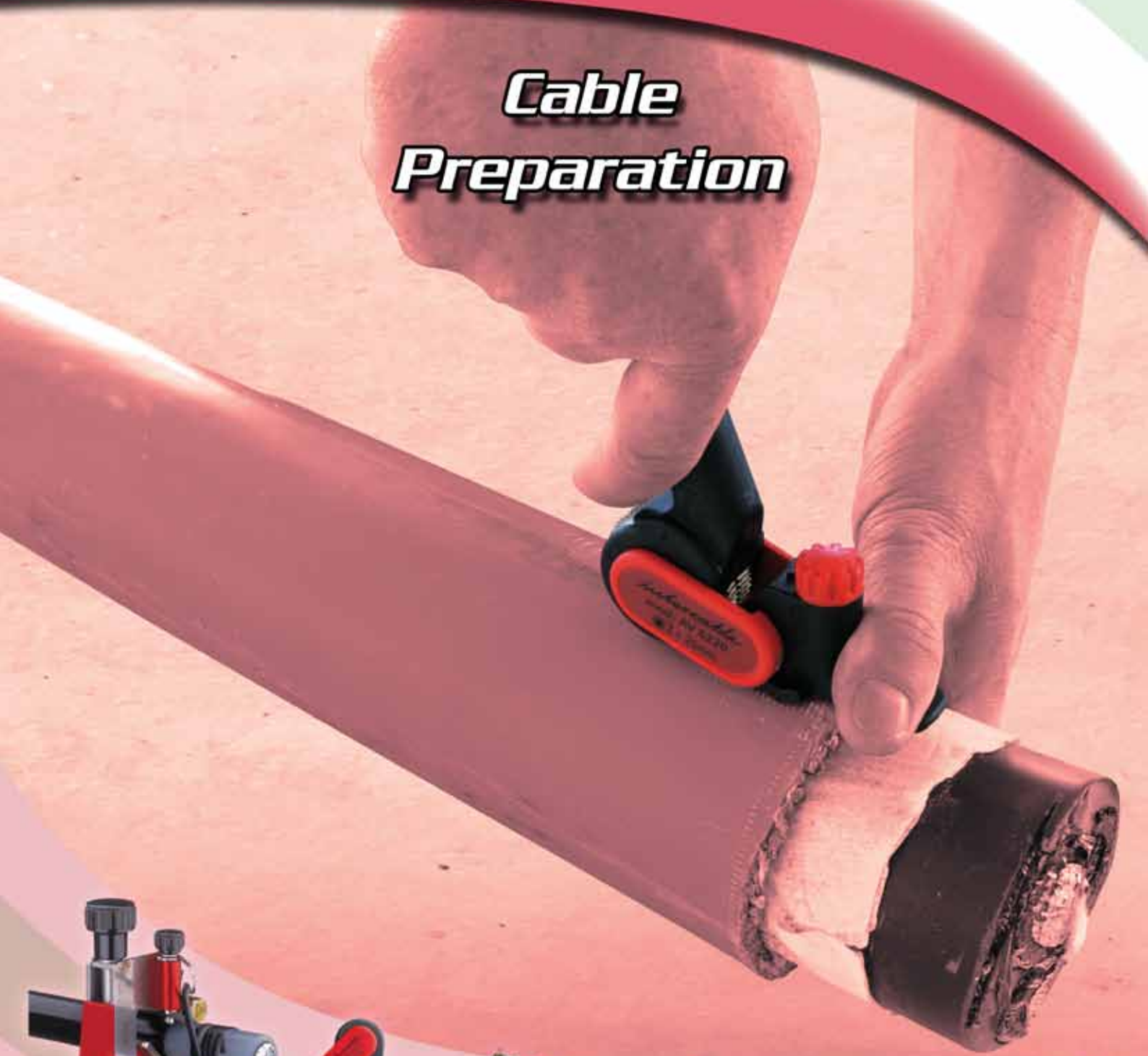
Model No.	GT-12A (UPC-00890)
Type	Self-Testing Non-Contact
Battery	2 x 1.5V AAA (Included)
Frequency	50 – 500Hz
Measurement Category	CAT IV, 1000V
Voltage Rating	AC V 50 – 1000
Standards	CE Compliant





SPECIALISED FORCE
HYDRAULIC TOOLS &
SPECIALISED EQUIPMENT
PTY. LTD.

*Cable
Preparation*



www.specialisedforce.com.au



I. CABLE PREPARATION

316–329

CONDUCTOR TRIMMER – FOR ACSR	316
STRIPPER – OUTER SHEATH – INTERCABLE	317
STRIPPER & 1000V INS KNIFE – OUTER SHEATH – INTERCABLE	318
STRIPPER – OUTER & INNER SHEATH – INTERCABLE	319
STRIPPER – INSULATION & WIRE – INTERCABLE	320
STRIPPER – SEMI-CONDUCTOR – INTERCABLE	321
CUTTER – CHAMFER & INSULATION – INTERCABLE	322
STRIPPER – INSULATION – INTERCABLE	323
STRIPPER – INSULATION/SHEATH, ABC & SEMI-CONDUCTOR SCORER	324
STRIPPER – SCORER, SHEATH & SEMI-CONDUCTOR SCORER	325
STRIPPER – INSULATION & SEMI-CONDUCTOR SCORER – SPEED SYSTEMS	326
STRIPPER – CHAMFER – SPEED SYSTEMS	327
STRIPPER INSULATION REMOVER	328
STRIPPER – UNIVERSAL & END – GREENLEE	329

MODEL No. PSC-1 ACSR TRIMMER (MADE IN USA)

FEATURES

The PSC-1 ACSR Trimmer quickly and accurately removes the aluminium stranding from around the steel core of ACSR conductors. Made of an aluminium alloy, this tool is lightweight and durable. The cutter, bushing holder and case are sold as one unit.

The case has slots to store 10 bushings while the 11th bushing can be stored in the tool.

- Bushes are fully interchangeable with rigid #87 ACSR Trimmer Bushes.
- Weight: 4.3kg

STANDARD BUSHINGS

Model No.	Conductor Name	OD in mm
87CHERRY	CHERRY	14.30
87GRAPE	GRAPE	17.50
87PANTHER	PANTHER	21.00
87LEMON	LEMON	21.00
87LYCHEE	LYCHEE	22.80
87BEAR	BEAR	23.45
87LIME	LIME	24.50
87MANGO	MANGO	27.00
87ZEBRA	ZEBRA	28.62
87ORANGE	ORANGE	29.30
87OLIVE	OLIVE	31.50



NOTE

- Other size bushes can to suit the PSC-1 ACSR Trimmer can be manufactured to order.
- Replacement Cutter Wheel: Model No. 54270.
- Full range of spare parts to suit PSC-1 are available on request







**AMS SERIES UNIVERSAL CABLE STRIPPERS
(MADE IN ITALY)**

FEATURES

For stripping the outer sheath from all MV and LV cables. Suitable for work on live parts up to 1000V AC and 1500V DC (model AMS 1000V).

Designed to strip up to 5mm thick outer sheaths from all MV and LV cables with minimum 25mm outside diameters (limitation only for circular cuts). Suitable for work on live parts up to 1000V AC and 1500V DC (Model AMS 1000V - Model No. 17130 only).

- Longitudinal and circular cuts
- Designed to strip both ends and in the middle
- Depth adjustment from 0 to 5mm
- Stripping without damaging conductor or screen
- Interchangeable two-sided blade
- Easy stripping down to -10°C
- Snap closure mechanism (AMS only)
- Model AMS 1000V is also designed for very low temperature uses, down to -40°C

Applications	
	LV cable with PVC insulation
	MV cables with polyethylene insulation
	MV cables with PVC outer insulation
	Telecommunications cables

intercable



SCAN & PLAY



Picture			
Model No.	AV6220	17130	AV6299
Details	AMS	AMS 1000V Insulated	AMS Replacement Blade
Supplied With	Sturdy case to contain the tool and its instructions for use		
Weight (kg)	0.2	0.2	0.1
Dimensions (mm)	160x35x65	170x50x75	N/A

CABLE PREPARATION

www.specialisedforce.com.au

OUTER SHEATH CABLE STRIPPER (MADE IN ITALY)

Model No. AE6210 (MSU)

FEATURES

Designed to strip outer sheaths with a thickness up to 5mm of LV/MV cables with outside diameters from 25 to 60mm.

- Circular and helical cuts
- Positioned on the cable using a vice system
- Operates by simply rotating it around the cable axis
- Designed to strip both ends
- Cut depth from 0.5 to 5mm
- Interchangeable blade
- Easy stripping down to -10°C

Model No.	AE6210
Weight (kg)	0.9
Dimensions (mm)	290 x 110 x 90
Replaceable blade	AE6219

ITEMS INCLUDED IN KIT

- Special MSU cable stripper
- Cable knife - **AV3910**
- Imitation leather case

intercable



1000VAC INSULATED KNIVES (MADE IN ITALY)

High quality 1,000VAC cable stripping knives manufactured to IEC60900.



AV3920

- Special stripping blade shape
- No cutting of conductor wires



2887 00

Model No.	Description	Insulation Rating (VAC)	Blade Length (mm)	Length (mm)
AV3920	Insulated Stripping Knife with Shock Proof Material Blade with Replaceable Blade with Flip Blade Protector	1,000	50	185
AV3921	Spare Blade for AV3920	n/a	50	50
2887 00	Insulated Hook Sheath Stripping Knife with Flat Guide on Blade Tip to Prevent Damage to Conductor Strands, Supplied with Removable Cap	1,000	47	175

AIS SERIES OUTER & INNER CABLE SHEATH STRIPPER

intercable

AIS- Cable Stripper for Insulation

APPLICATION RANGE	∅ 16 - 54 mm
INSULATION THICKNESS	0,5 - 5 mm
SUGGESTED APPLICATION	High density polyethylene

Designed to Cut & Remove the Plastic Sheath.

- Cuts and removes outer plastic sheaths up to 5mm thick, on LV & MV cables having diameter within the range of 16-54mm.
- Ideally suited for removal of outer waterproof sheathing on MV cables.
- Hooked blade for removal of the cut sheath.
- Purpose built tool for making round and longitudinal cuts with minimal effort.
- Ratchet lever moves tool in both directions longitudinally with no danger of personal injury.
- 2 component handles.
- Can be used in temperatures down to -40°C
- Colour coded and easy to change plastic spacer rings allow the cutting depth to be adjusted in steps of 0.5mm.
- Complies to EN 60900 and useful for live work up to 1000VAC and 1500VDC.



Step 1



Step 2



Step 3



Step 4

SET CONTENTS

- AIS Cable Stripper
- Plastic Case
- Longitudinal feed lever
- Plastic Spacer Rings (for cutting depth adjustment 0.5 - 5mm)
- 2 spare screws to secure the cutting blade



SPECIFICATIONS

Model No.	Description	Length (mm)	Width (mm)	Height (mm)	Weight (kg)
17190	Cable Stripper 16mm (Set)	390	330	90	2.0
17195	Replacement blade				

I CABLE PREPARATION

www.specialisedforce.com.au

intercable

CABLE PREPARATION TOOLS (MADE IN ITALY)

MODEL No. 17170 OVERHEAD CABLE INSULATION STRIPPER



1717 0 Kit



1717 1 Handle



1717 ... Insert



Norm: EN 10020 EN/IEC 60900:2004

Designed to strip single core cables 6 - 150 mm². Suitable for live working up to 1000VAC or 1500DC.

- Stripping length adjustable from 20-80mm
- Insulated handle with bayonet connection
- Stripping inserts for cross sections from 6-150mm²
- Cutting direction indicated by an arrow on the insert
- Interchangeable, hardened blade
- Insulation in compliance with EN/IEC 60900:2004
- Can be used to -40°C



Model No.	Description	Dimensions (mm)	Weight (kg)
1717 0	FSI 150 Complete Set	235x200x55	0.90
Above Kit Contents & Spares			
1717 1	Insulated Handle	-	-
1717 016	Stripping Insert 16mm ²	-	-
1717 025	Stripping Insert 25mm ²	-	-
1717 035	Stripping Insert 35mm ²	-	-
1717 050	Stripping Insert 50mm ²	-	-
1717 054	Stripping Insert 54.6mm ²	-	-
1717 070	Stripping Insert 70mm ²	-	-
1717 9	Spare Blade Each (3 in kit)	-	-
1717 0	Hollow Hex Wrench 2.5mm	-	-
128935	Plastic Case & Foam Insert	-	-
Additional Inserts Also Available			
1717 006	Stripping Insert 6mm ²	-	-
1717 010	Stripping Insert 10mm ²	-	-
1717 095	Stripping Insert 95mm ²	-	-
1717 150	Stripping Insert 150mm ²	-	-

MODEL No. AE 6200 INSULATED WIRE STRIPPER

Designed to strip flexible single-pole cables with 2.5/4/6mm² cross sections and rigid single-pole cables with 10mm cross sections. Suitable for live working up to 1000VAC or 1500VDC.

- Stripping depth 20mm maximum
- Blade built into the tool
- Cutting direction indicated by an arrow
- Insulation in compliance with EN/IEC 60900:2004
- Range of application to -10°C
- Supplied in nylon case

Model No.	Description	Dimensions (mm)	Weight (kg)
AE 6200	FSI Set	170x55x50	0.15



Norm: EN 10020 EN/IEC 60900:2004

CABLE PREPARATION

www.specialisedforce.com.au

CABLE PREPARATION TOOLS (MADE IN ITALY)

MODEL No. 1722 1 SEMI-CONDUCTOR SCREEN REMOVAL TOOL

For removal of the vulcanised semi-conducting screen up to 1.5mm thick on medium and high voltage cables with thicknesses of insulation in the range 10-52mm.

- Anodised Aluminium construction provides an extremely light and robust tool
- Contact surfaces are coated to provide low frictional resistance
- The change over lever allows activation/de-activation of axial movement
- Removal of the screen can start or stop at any point required
- Axial movement in both directions possible
- The shape of the blade ensures that the end of the screen layer will always be conical
- Blade of tempered steel
- Cutting depth using special blade with stripping depth with cone from 0 till 1,5 mm adjustable
- Cutting depth can be limited or blocked
- Very small rotation of 220mm OD max.
- Shaved screen deflected away using the guiding device on the tool

Model No.	Description	Dimensions (mm)	Weight (kg)
1722 0	FBS Complete Set	235x200x55	0.80
Above Kit Contents (Components Not Sold Separately)			
1722 1	Stripper Only	-	-
AG1013	Silicone Gel	-	-
1710 0	Hollow Hex Wrench 2.5mm	-	-
128930	Plastic Case	-	-
Spares			
1714 2	Replaceable Blade	-	-

intercable




SCAN & PLAY

I CABLE PREPARATION

MODEL NO. HLS NON-VULCANIZED SEMI-CONDUCTIVE CABLE STRIPPER

Designed to strip the non-vulcanized semi-conductive layer of MV cables - 16-41mm OD.

- Longitudinal, helical & circular cuts
- Positioned on the cable like a vice system
- Stop clamp to limit the stripping length
- Step-by-step depth adjustment from 0-0.9mm
- Cutting depth can be increased to 2mm by moving reference 0
- Easy stripping down to -10°C



Kit Inclusions

- HLS - AV6410
- Stop Clamp – AV6411
- Tube of Silicone Grease – AG1013
- Rigid Case

Model No.	AV6400
Weight (kg)	0.6
Dimensions (mm)	250 x 160 x 55
Cable Application Range (mm OD)	16 – 41
Insulation Thickness (mm)	0 – 2
Max. Rotating Diameter (mm)	130
Replaceable Blade Model No.	AV6499

www.specialisedforce.com.au

CABLE PREPARATION TOOLS (MADE IN ITALY)

MODEL No. 17240 CHAMFER CUTTER

To make chamfer cuts of the primary insulation, of medium-voltage-cables having primary insulation diameters of 15-60mm.

- Anodised Aluminium construction provides an extremely light and robust tool
- For chamfering the primary insulation (2 chamfers of 60°)
- The clamping system locks the tool precisely on the cable
- Silicone Gel is not required
- Replaceable hardened steel blade
- Rotation diameter 220mm maximum

Model No.	Description	Dimensions (mm)	Weight (kg)
1724 0	UFS Cutter with Case	170x50x90	0.39
Above Kit Contents (Components not sold separately)			
1724 1	Cutter Only	-	0.37
Spares			
1724 2	Replacement Blade	-	-
1710 0	Hollow Hex Wrench 2.5mm	-	-

intercable



MODEL No. 17230 INTERNAL INSULATION CUTTING TOOL

For removal of the primary insulation up to 15mm insulation thickness on medium voltage cables (6-45kV) with diameters from 15-52mm.

- Anodised Aluminium construction provides an extremely light and robust tool
- Contact surfaces are coated to provide low frictional resistance
- The clamping system locks the tool precisely on the cable
- For removal of insulation at terminations
- Spiral or straight cut possible
- Forward feed can be adjusted in 5 steps
- Cutting depth selectable 0-15 mm
- Any required length of insulation can be removed. Insulation removal can be terminated at any selected point
- Replaceable hardened steel blade
- Rotation diameter max 220 mm

Model No.	Description	Dimensions (mm)	Weight (kg)
1723 0	IMS II Complete Set	275x220x65	1.00
Above Kit Contents (Components not sold separately)			
1723 1	Cutter Only	-	-
AG1013	Silicone Gel	-	-
1710 0	Hollow Hex Wrench 2.5mm	-	-
128940	Plastic Case with Foam Insert	-	-
Spares			
1723 2	Replacement Blade	-	-



CABLE PREPARATION TOOLS (MADE IN ITALY)

MODEL No. AV6300 UNIVERSAL CABLE STRIPPING TOOL 10/20/30KV

- For stripping internal insulation coatings (MS cables) with stranded conductors
- Handle adjustable according to length of stripping replaceable cutter heads for different cross sections of insulation coatings
- Replaceable cutter heads for different wire cross sections or insulation coatings
- Custom design available
- On demand special inserts for special cable types, contact your nearest Specialised Force branch with details
- Not an insulated tool



Model No.	Description	Cable Voltage (KV)	PE Coating (mm) OD	Conductor (mm) OD	Weight (kg)
AV6300	Stripping Handle (Accepts all strip inserts below)	-	-	-	0.20
AV6399	Replacement Blade Only	-	-	-	-
1716021	Strip Insert Only 25mm ²	10	15.7	7.1	0.08
1716024	Strip Insert Only 25mm ²	10	17.5	8.2	0.08
1716002	Strip Insert Only 25mm ²	10	19.0	10.7	0.08
1716013	Strip Insert Only 25mm ²	10	22.3	13/15	0.08
1716003	Strip Insert Only 25mm ²	10	22.5	13.3	0.08
1716027	Strip Insert Only 25mm ²	10	23.4	14.3	0.08
1716020	Strip Insert Only 25mm ²	10	25.4	16.2	0.08
1716006	Strip Insert Only 25mm ²	10	27.8	18.4	0.08
AV63025	Strip Insert Only 25mm ²	20	19.3	6.3	0.08
AV63035	Strip Insert Only 35mm ²	20	20.7	7.4	0.08
AV63050	Strip Insert Only 50mm ²	20	21.6	8.3	0.08
AV63070	Strip Insert Only 70mm ²	20	23.3	10.1	0.08
AV63095	Strip Insert Only 95mm ²	20	25.0	11.6	0.08
AV63120	Strip Insert Only 120mm ²	20	26.6	13.4	0.08
AV63150	Strip Insert Only 150mm ²	20	27.9	14.4	0.08
AV63185	Strip Insert Only 185mm ²	20	29.8	16.5	0.08
AV63240	Strip Insert Only 240mm ²	20	32.0	18.6	0.08
1716011*	Strip Insert Only 150Emm ²	30	29.8	14.7	0.08

* Designed for single conductor, not stranded



MODEL No. AV 6320 STRIPPING TOOL SET

- For helical stripping of the internal insulation coatings of HV-Cable
- Handle adjustable according to length of stripping
- Replaceable cutter heads for different wire cross sections or insulation coatings - only for 20kV cable
- 10kV version also available



Model No.	Description	Dimensions (mm)	Weight (kg)
AV6320	Stripping Tool Set with 11 Parts	340x260x70	1.80
Kit Contents & Spares			
Model No.	Description	Model No.	Description
128920	Plastic Case w/Foam	130007	Strip Insert Only 70mm ²
125200	Stripping Handle	130009	Strip Insert Only 95mm ²
244500	Universal Cable Stripper	130012	Strip Insert Only 120mm ²
130002	Strip Insert Only 25mm ²	130015	Strip Insert Only 150mm ²
130003	Strip Insert Only 35mm ²	130018	Strip Insert Only 185mm ²
130005	Strip Insert Only 50mm ²	130024	Strip Insert Only 240mm ²

CABLE PREPARATION

www.specialisedforce.com.au

CABLE PREPARATION TOOLS

CABLE END STRIPPING TOOL FOR CCT (COVERED CONDUCTOR THICK)



Model No.	IBST5024	IBST50400
Description	<ul style="list-style-type: none"> Used for removal of core insulation. Removes insulation 1.5-5.5mm thick. <ul style="list-style-type: none"> Cable range from 50-240mm². <ul style="list-style-type: none"> Long Life Blade. Instructions included. 	<ul style="list-style-type: none"> Used for removal of core insulation. Removes insulation 1.5-5.5mm thick. <ul style="list-style-type: none"> Cable range from 50-400mm². <ul style="list-style-type: none"> Long Life Blade. Instructions included.

NOTE: Tool is Not Designed to Strip Mid Span Conductor.

ABC END STRIPPER (4 DIFFERENT SIZES)



Model No.	ABC25	ABC50	ABC95	ABC150
Description	For stripping aluminium aerial bundled conductor 25mm ² (ABC25), 50mm ² (ABC50), 95mm ² (ABC95) and 150mm ² (ABC150). NOTE: Conductor must be clean and round using circular cutters or hacksaw. Instructions Included.			
SPARE BLADE (For Both Models)	ABC/B			

SEMI-CON SCREEN SCORER



Model No.	Depth (mm)	Description
TT2352-1	0.4	For scoring semi-conductive screens on HV cables. Screen can now be removed by simply peeling away. Specified scoring depths ensure no damage to the Semi-Conductive layer.
TT2352-2	0.6	
TT2352-3	1.5	

CABLE PREPARATION TOOLS

CABLE STRIPPER



Model No.	HCS40
Description	For stripping of various round cables up to 40mm diameter. Supplied with standard sheath blade. Scoring and insulation (bevel) blades also available. Effective on water block cables. Mid span and end stripping. Instructions Included.
Replacement Parts & Accessories	HCS40/KL8532 = Stripper Sheath Blade (standard blade) HCS40/KL8534 = Stripper Scoring Blade HCS40/KL8536 = Stripper Insulation Blade (bevel)

INSULATION RIPPER STRIPPER



Model No.	IR	IR-LV
Description	Ripper stripper or safe removal of cable sheaths. Pan head stops damage to inner core and accidental cuts to the user. A safer alternative to using a knife. Instructions Included.	
Replacement Blade Model No.	IRB	IRBLV

SEMI-CON SCORER



Model No.	HSCS1342
Description	Semi-Con scorer for safe stripping of semi-conductor layer from insulation. Very fine blade adjustment to prevent unnoticed damage to insulation. Supplied with spare blades and spare hex keys for blade changing. Instructions Included.


CABLE PREPARATION TOOLS

1542-2CL Series INSULATION Stripper

FEATURES

The 1542-2CL Series Stripper is designed to remove PE, XLP, EPR and other types of insulation from high voltage power cable.

- Strips Cable insulation
- Precise blade depth adjustment
- Maximises reliability of installation
- Provides greater speed and increased safety
- No bushings required
- Instructional CD and video available



SPECIFICATIONS

Cable O.D. 12.7 - 44.5 mm

MODELS AND ACCESSORIES

Model/Type	Description
1542-2CL - Speed Stripper	Tool with Wedge Blade Installed, spare Straight Blade
1542-2CL-1 - Speed Stripper	Tool with Wedge Blade installed, spare Wedge Blade
1542-2CL-2 - Speed Stripper	Tool with Straight Blade installed, spare Straight Blade
1562 - Wedge Blade (XLP)	
1581 - Straight Blade (EPR)	
1650X - Tool Stop	
1590X - Small cable adapter for cables 8.0 - 12.7 mm	
1646X - Scale gauge measures stripback	
Split Handle - Optional folding handle	add S to catalog number (i.e. 1542-2CL-1S)
2689 - Chamfering Tool/Scale Gauge	(2672 Replacement Chamfering Blade)

SEMI-CON STRIPPER

1700 Series Adjustable Blade Scorer

FEATURES

The 1700 Series Semi-Con Scorers have adjustable blade depth for scoring (scribing) the semi-conductive shield of high-voltage cable so the semi-con can be removed without nicking or damaging the cable insulation.

- Adjustable blade depth 0.03 – 2.54mm
- Square, and spiral cut
- Scores (scribes) semi-con without damage to insulation
- Leaf springs maintain constant pressure during operation
- Instructional CD and video available



SPECIFICATIONS

Cable O.D. 12.7 - 50.8 mm

MODELS AND ACCESSORIES

Model/Accessory	Description
1700-SS - Adjustable Blade Scorer	with square cut/spiral cut and dial locking set screw
1700-SS-LC - Adjustable Blade Scorer	with square cut/spiral cut - Saddle relief for close-in cut and dial locking set screw
1678 - Scoring Blade	Replacement Blade - all tools

CHAMFER TOOLS

CT-1 CHAMFER TOOL

FEATURES

The **CT-1 Chamfering Tool** cut a **45°** bevel on the insulation of cables with an **O.D. of 12.7 – 34.9mm.**

- Chamfers cable end at 45°
- For use on 4.4 – 8.7mm insulation (15kV thru 35kV)
- Prepares edge of cable insulation for pre-molded termination
- Adjustable - no adapters or bushings required

SPECIFICATIONS

Cable O.D. 12.7 - 34.9mm

MODELS AND ACCESSORIES

Model/Accessory

CT-1 - Chamfering Tool

2672 - Replacement Blade



CT-2 CHAMFER TOOL

FEATURES

The **CT-2 Chamfering Tool** cut a **45°** bevel on the insulation of cables with an **O.D. of 24.1 – 69.9mm.**

- Chamfers cable end at 45°
- For use on 4.4 – 8.7mm insulation (15kV thru 35kV)
- Prepares edge of cable insulation for pre-molded termination
- Adjustable - no adapters or bushings required

SPECIFICATIONS

Cable O.D. 24.1 - 69.9 mm

MODELS AND ACCESSORIES

Model/Accessory

CT-2 - Chamfering Tool

2672 - Replacement Blade



CABLE PREPARATION

www.specialisedforce.com.au

INSULATION REMOVER

MODEL No. NP-400

Peels insulation jacket of the conductor.

FEATURES

The NP-400 can peel insulation from a conductor with an O.D. of 10 to 32 mm and a maximum insulation thickness of 3 mm.

This tool will not work on semiconductors since the cutting blade uses a scoop design to pull insulation away from the wire strands.

It is most commonly used on jacketed aluminum and copper cables for both underground and overhead.

The NP-400 can handle mid-span peeling as well as cable end preparation. A simple rotation and hand force is all it takes to remove the jacket.

SPECIFICATIONS

10 mm to 32 mm O.D. insulated cable (Vinyl or polyethylene jackets) with insulation thickness of 1.5 mm to 3 mm

Size (mm)	80 (W) x 200 (L)
Weight (kg)	0.74

DETAILS

It is necessary to change the blade depth according to the insulation thickness.

Operating instructions:

- 1 Set the blade depth by rotating the adjusting knob.
- 2 Set the conductor in the peeler.
- 3 Start peeling by rotating the peeler around the conductor.
- 4 Apply hand force against the peeling direction to end the peeling.

G2090 ADJUSTABLE CABLE STRIPPING TOOL

FEATURES

FASTER - Multi-directional self-guiding cutting blade provides both ring and spiral cuts.

SAFER - Fully concealed blades to reduce injuries due to exposed blades

EASIER - Includes a lifting edge hook that aids in cable jacket removal after scoring is complete

DETAILS

1. Capacity: 8 AWG to 750 kcmil or cable with an outside diameter of (4.7 mm to 31.7 mm)
2. Ergonomic spring plunger handle design reduces strain while loading cable
3. Less than 152mm rotation radius
4. Blade adjustment knob
5. Self-guiding intuitive blade design
6. Lifting edge hook to aid in jacket removal

Model No.	Description
03158	Cable Stripper (G2090)
03961	Replacement Blades (Supplied in Pairs)





SPECIALISED FORCE
HYDRAULIC TOOLS &
SPECIALISED EQUIPMENT
PTY. LTD.

Hole Making & Bending



www.specialisedforce.com.au



J. HOLE MAKING & BENDING

334–383

PUNCH KITS – HAND HYDRAULIC – IZUMI	334
PUNCH KITS – BATTERY HYDRAULIC – IZUMI	337
PUNCH DRIVER – KNOCKOUT – RIKEN	338
PUNCH – BATTERY – GREENLEE	339
MULTI TOOL – BATTERY HYDRAULIC – IZUMI	340
PUNCH – HYDRAULIC REMOTE HEAD – IZUMI	342
PUNCH – BATTERY HYDRAULIC & HAND STUD – GREENLEE	343
PUNCH – HAND STUD & BUSHINGS – GREENLEE	344
PUNCH – HAND STUD – GREENLEE	345
PUNCH & DIES – KNOCK OUT – SHARK	346
PUNCH & DIES – KNOCK OUT – DAIA	347
PUNCH & DIES – SLUG SPLITTER – GREENLEE	348
PUNCH & DIES – SLUG SPLITTER & SLUG BUSTER® – SLUG BUSTER	349
PUNCH & DIES – SLUG BUSTER® – GREENLEE	350
PUNCH & DIES – OILTIGHT & KEYWAY – GREENLEE	352
PUNCH & DIES – “D” & DOUBLE “D” – GREENLEE	353
PUNCH & DIES – SQUARE – GREENLEE	354
PUNCH & DIES – RECTANGULAR – GREENLEE	355
PUNCH & DIES – ELECTRONIC CONNECTOR – GREENLEE	356
DRAW STUDS	357
DRAW STUDS & SPACERS – GREENLEE	358
PUNCH – KEYWAY – GREENLEE	359
PUNCH – ELECTRIC & BATTERY – DIAMOND	360
PUNCH & DIES – DIAMOND	361
BITS – STEP – GREENLEE	364
DRILL & TAP COMBINATIONS – GREENLEE	366
AUGER BITS – IMPACT – BUSHRANGER	367
DRILLS – FLEXIBLE – GREENLEE	368
DRILLS, FLEXIBLE – KITS & ACCESSORIES – GREENLEE	369
DRILLS – MAGNETIC – HOUGEN	370
DRILL ACCESSORIES – MAGNETIC – HOUGEN	371
BENDER – CONDUIT MANUAL – BENDITNOW	372
THREADER – CONDUIT, STEEL	373
BENDER – BATTERY CABLE – IZUMI	374
BENDER – PIPE, HYDRAULIC – IZUMI	376
BENDING, CUTTING & FAB – BUSBAR – DAIA – IMB	377
BENDER – PIPE DIGITAL, ELECTRIC & MANUAL – CBC	378
BENDER – PIPE DIGITAL, ELECTRICAL & ACCESSORIES – CBC	379
BENDING & FABRICATION – BUSBAR – NOVOPRESS	380

**MODEL No. SH-5PDG HYDRAULIC HAND PUNCH
(MADE IN JAPAN)**



CAPACITY

- 90mm diameter hole in 3.2mm thick mild steel.
- 40.5 diameter hole in 3.2mm thick stainless steel.

FEATURES

The SH-5PDG is a portable hand hydraulic punch with swivel head for easy access to tight work areas.

DETAILS

- Self-contained hand hydraulic punch
- Ideal for switchboards
- Slim design

SPECIFICATIONS

Model No.	SH-5PDG
Output force (kN)	50
Rotation	2 Way 360°
Case Included	Steel
Weight (kg)	2.4

**MILD STEEL PUNCH KIT
MODEL NO. SH-5PDGISOMS**

INCLUDES:

- 1 SH-5PDG Hand hydraulic punch
- 2 Draw studs (3/8" & 3/4") Model No. 10-04 & 10-05
- 4 Collars/Spacers (Large, Medium, Small, Ex-small)
- 1 Steel carrying case
- 7 Round Punching Dies Shark Brand 16.2, 20.4, 22.5, 25.4, 32.5, 40.5 & 50.8mm Diameter (3 crown style ISO)
- 1 Short Stud Adaptor (3/4" x 3/8") Model No. 10-14

**STAINLESS STEEL PUNCH KIT
MODEL NO. SH-5PDGISOSS**

INCLUDES:

- 1 SH-5PDG Hand hydraulic punch
- 3 Draw studs (3/8", 7/16" & 3/4") Model No. 30043, 29451 & 29452
- 4 Collars/Spacers (Large, Medium, Small, Ex-small)
- 1 Steel carrying case
- 6 Round Punching Dies Shark Brand 16.2, 20.4, 22.5, 25.4, 32.5 & 40.5mm Diameter (twin cutting edges ISO)
- 1 Short Stud Adaptor (3/4" x 3/8") Model No. 10-14



Our mild steel punches have 3 cutting crown edges and require less force to pull through than 4 crown punches



MORE PUNCH & DIES FROM PAGE 346

MODEL No. SH-10 HYDRAULIC HAND PUNCH (MADE IN JAPAN)

CAPACITY

- 104mm diameter hole in 3.2mm thick mild steel
- 63.5mm diameter hole in 3.2mm thick stainless steel

FEATURES

The SH-10 is a hand pump with remote punching head on hose lead for flexibility.

DETAILS

- Ideal for switchboards
- Slim and manoeuvrable design

SPECIFICATIONS

Model No.	SH-10
Output force (kN)	81.5 (@ 685 Bar)
Oil Required (cc)	35
Dimensions (mm)	370 x 220 x 130
Kit Weight (kg)	9.0

MILD STEEL PUNCH KIT MODEL No. SH-10ISOMS

INCLUDES:

- 1 SH-10 Punch Head with HP-180N Hand Pump & Hose
- 2 Draw studs (3/8" & 3/4") Model No. 10-04 & 10-05
- 3 Collars/Spacers (Large, Medium & Small)
- 1 Steel carrying case
- 7 Round Punching Dies Shark Brand 16.2, 20.4, 22.5, 25.4, 32.5, 40.5 & 50.8mm Diameter (3 crown style ISO)
- 1 Short Stud Adaptor (3/4" x 3/8") Model No. 10-14

STAINLESS STEEL PUNCH KIT MODEL No. SH-10ISSO

INCLUDES:

- 1 SH-10 Punch Head with HP-180N Hand Pump & Hose
- 3 Draw studs (3/8", 7/16" & 3/4") Stainless Steel Model No. 10-04, 29451 & 29452
- 3 Collars/Spacers (Large, Medium & Small)
- 1 Steel carrying case
- 7 Round Punching Dies Shark Brand 16.2, 20.4, 22.5, 25.4, 32.5 & 40.5 & 50.8mm Diameter (twin cutting edges ISO) (63.5mm Punch and Die Sold separately)
- 1 Short Stud Adaptor (3/4" x 3/8") Model No. 10-14



Our mild steel punches have 3 cutting crown edges and require less force to pull through than 4 crown punches



J HOLE MAKING & BENDING

www.specialisedforce.com.au

MORE PUNCH & DIES FROM PAGE 346

HYDRAULIC PUNCH KIT (MADE IN USA)

- Fast, easy and simple to operate.
- Compact design for field use on construction sites and maintenance jobs.
- Punches 10 times faster than wrench method.
- Can be used with most standard round Slug-BusterR and Slug-Splitter SC™ punches along with Shark punch and dies.
- Can be used with non-round punches (adapter may be required).
- 3-foot hose
- Powerful 11-ton hydraulic ram.



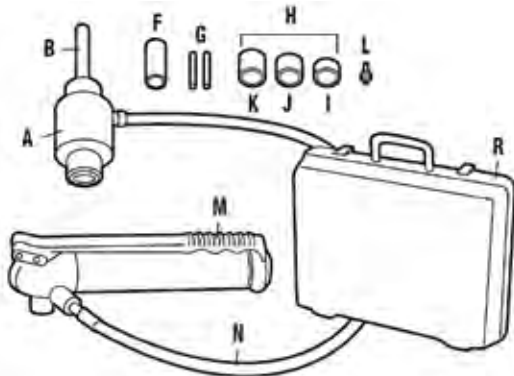
Model No.	Description	Wt (kg)
15906	Driver, Hand Pump, Draw Studs and Spacers and Plastic Case	10.9

RAM AND HAND PUMP HYDRAULIC DRIVER PARTS IDENTIFICATION

Model No.	Item #	Description
17091	A	Ram (includes Item B)
10109	B	Draw Stud–3/4" x 135mm
03170	F	Punch Sleeve
20963	G	Draw Stud–3/8" x 76mm
15908	H	Spacer Group (includes Items I, J and K)
03248	I	Spacer-Short
03249	J	Spacer-Medium
06904	K	Spacer-Long
34410	L	Kwik StepperR Step Bit 1/2"
13284	M	Hydraulic Hand Pump
06302	N	High Pressure Hose–1/4" x 3'
30206	R	Plastic Case



Example of kit only
(Punch and dies not included)



MORE PUNCH & DIES FROM PAGE 346

MODEL No. REC-55PDF BATTERY HYDRAULIC PUNCH (MADE IN JAPAN)



The REC-55PDF is a battery operated punch driver with swivel head for easy access to tight enclosed control or switchboard panels.

The REC-55PDF features a punching capacity of 3.2 mm thick mild steel with 104mm holes and 1.6mm thick stainless steel with 104mm holes.

SPECIFICATIONS

Ram stroke	18 mm
Motor	14.4 VDC
Reservoir capacity	55 cc
Output force	7.5 tonne
Dimensions (mm)	355 x 240 x 75
Weight (kg)	4.4 (inc. battery)

The number of holes per battery charge for 90mm OD hole on 3.2mm steel is approx. 55 with (BP-80LI BATTERY)

ACCESSORIES

Double moulded carrying case available upon request



REC-55PDF

Punches sold separately

ORDERING INFORMATION (Refer page 10–11 for Battery & Charger details)

MODEL REC-55PDF(BB) Includes: Battery Puncher, Shoulder Strap, Plastic Carrying Case, Draw Studs 3/4" & 3/8", Collars (L, M, S, SS), 1 x Short Stud Adaptor (3/4" x 3/8") 2 Batteries (BP-80LI) and 12/24VDC-230VAC Charger (CH-100) and case

MORE PUNCH & DIES FROM PAGE 346

HYDRAULIC KNOCKOUT PUNCH DRIVER

The 1681-RS includes a higher capacity 12 tonne (120kN) hydraulic cylinder for punching larger diameter holes through thicker material than standard knockout punch drivers. The Riken 1681-RS Punch Driver includes draw studs to suit commonly available knockout punches including Shark, Daia and Greenlee punch & dies.

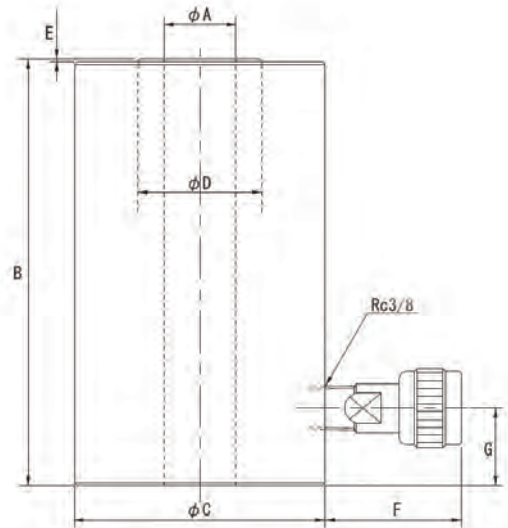


Model Number		1681-RS
Type		Port Punch
Usable Thickness	AL	6.3mm (50.8mm Hole Max)
	MS-SS	1.6 - 3.2mm
Boring Dimension (MS-SS Only)	Round Hole	15-120mm OD
	Square Hole	20-75mm OD
Pump Type		P-16B
Hose Type		H3/8-2S
Cylinder Type*		SC1.2-40S
Shaft	Round Cutters	SPR-3/8 x 3/4
		SPR-3/4 x 3/4
Nut		NUT-3/4
Washer		WP-10 • 20 • 30

*See Below for Cylinder Specifications

CYLINDER SPECIFICATIONS

Model Number	SC1.2-40S	
Max Operating Pressure	MPa	70
	kN	120
Max Output	Tonne	12
	Effective Area	cm ²
Stroke	mm	40
Centre Hole Diameter	A (mm OD)	19.5
Minimum Overall Length	B (mm)	126.5
Inner Diameter of Cylinder	mm OD	54
Outside Diameter of Cylinder	C (mm OD)	70
Piston Diameter	D (mm OD)	35
Piston Ejection Length	E (mm)	1.5
Coupler Ejection Length	F (mm)	17
Coupler Position	G (mm)	40
Coupler Connection Diameter	-	Rc3/8
Necessary Oil Level	cm ³	72
Weight (Approx)	kg	3.0



**MODEL NO. LS100L (BB) BATTERY PUNCH
(MADE IN GERMANY)**



The 11-Ton LS100L Battery powered Punch Driver from Greenlee is the fastest, most powerful knockout driver available on the market today. Easily punch up to 152.4mm conduit size holes in mild steel and 101.6mm holes in stainless steel. Using integrated smart-technology senses when the punch cycle is complete it automatically shuts off, extending tool life and preventing damage to the punch and die.

FEATURES

- Up to 2x faster cycle time*
- Powerful 11T punch force
- Compact & ergonomic
- 360° rotating head punches at any angle
- Lightweight at 2.63kg
- “Auto-Stop” avoids damage to punch
- Led light for dark areas
- 18V Li-Ion Makita Battery
- Easy one-handed operation with ergonomic tapered grip
- 8 second maximum cycle time

* Compared to similar competitive products



PUNCHING CAPACITY

Material	Punch Size (mm OD)	Material Thickness (mm)
Mild Steel	12.7-101.6	3.4
	127.0-152.4	2.6
Stainless Steel	12.7-76.2	3.4
	88.9-101.6	2.6

REFER FROM
PAGES 346
FOR PUNCHES
AND DIES



SCAN & PLAY

Punches & Dies Sold Separately

SPECIFICATIONS

Kit Model No.	Kit Contents	Battery	Force (Tonne)	Wt (kg) TOOL ONLY
LS100L(BB)*	See Below**	Makita® 18VDC (Lithium-Ion)	11	2.63

*FOR PUNCHING MILD STEEL UP TO 90mm HOLES ONLY

****KIT CONTENTS**


Model No.	Description
03138	LS100L Punch Driver & Case (LS100LB)
52176	2 x Battery 18V Li-Ion 3.0Ah
52179	Charger, Battery Li-Ion 230VAC
20963	Draw Stud 3/8" (3/4" Bottom) x 122mm Long
10109	Draw Stud 3/4" x 136.5mm Long (2113B)
03248	Spacer - Short (1924AA)

ABOVE KIT FOR PUNCHING MILD STEEL UP TO 90mm.
SEE BELOW ACCESSORIES FOR LARGER SIZES AND STAINLESS STEEL

ACCESSORIES

MILD STEEL	
Model No.	Description
03170	Sleeve (1557AA) - For punching holes 102.7 to 161.9mm

STAINLESS STEEL	
Model No.	Description
29451	Draw Stud - For punching holes up to 22.5mm
29452	Draw Stud - For punching holes up to 28.3 to 90mm
00785	Sleeve (1557SS) - For punching holes up to 102.7 to 115.4mm



MODEL No. REC-6200MX (MADE IN JAPAN)

FITTED WITH 200AT-410 12 TONNE CRIMP HEAD



HEAD RELEASE PIN

EASY PULL PIN
TO CHANGE
HEADS

SPECIFICATIONS

Motor	14.4 VDC
Reservoir capacity	100 cc
Force at die face	127 kN
Head Rotation	180°
Size (mm)	356 x 326 x 70 (LxHxW)
Weight	5.8kg with BP-80LI Battery (without crimp head)

Crimp Head Attachment

- Accepts existing 12 ton U-type dies
- Maximum Capacity 300 mm AL & CU

PLEASE NOTE: Add (BB) to the model number suffix for lithium-ion batteries e.g. REC 6200MX (BB)
Includes: Battery Tool, Shoulder strap, Carrying case,
2 Batteries (BP-80LI) and 12/24VDC-230VAC Charger
(CH-100)
(INTERCHANGEABLE HEADS NOT INCLUDED)



(*SIX TOOLS IN ONE - WITH ACCESSORY HEADS, INTERCHANGEABLE HEADS NOT INCLUDED)
Refer pages 10–11 for Battery and Charger Details & 18–20 for 12T Dies

(*SIX TOOLS IN ONE - WITH ACCESSORY HEADS, INTERCHANGEABLE HEADS NOT INCLUDED)

Refer page 10–11 for Battery and Charger Details
Refer pages 18–20 for 12T Dies



MODEL No. 200AT-410 12 Tonne Crimp Head attachment to suit REC-6200MX

Opening Between Die Faces	17mm
Maximum Capacity	300mm ² Al/Cu
Weight	2.4kg

Accepts existing 12 ton U-type dies (Refer page 18–20)



MODEL No. 200AT-50YC Cable Cutter attachment to suit REC-6200MX

Cutting Capacity	Up to 50mm OD Cable (Including Insulation) Cuts nonferrous cables only
Weight	1.0kg

Approximately 50 cuts BP-80LI

***Refer from page 346 for punches and dies.**



MODEL No. 200AT-AP18 Angle Steel Puncher attachment to suit REC – 6200MX

Punching Capacity	Supplied with 3 sets of Punch Dies 10.5, 13.5 & 17.5 mm Diameter for 6mm thick steel
Size	186 x 130 x 67 mm
Weight	3.8 kg
Throat Depth	47mm
To Centre of Punch	23.5mm

Approximately 100 holes punched per charge



MODEL No. 200AT-S16 Re-bar and Guy Strand Cutter attachment to suit REC – 6200MX

Cutting Capacity:	Number Of Cuts/ Charge (BP-70MH)
16mm rebar	80
16mm soft steel bar	120
13mm stainless steel bar	105
16mm Guy Strand	105



MODEL No. 200AT-13WT Threaded rod cutter attachment to suit REC – 6200MX

Cutting Capacity:	Number Of Cuts/ Charge (BP-70MH)
M10 or 3/8BSW Steel Threaded Rod	80
Stainless Steel	52
M12 or 1/2 BSW Steel Threaded Rod	82
Stainless	42

Includes a 13WT-07 M12 Blade Set
OPTIONAL BLADE SETS
13WT-06 M10, 13WT-02 3/8 BSW, 13WT-05 1/2 BSW



FOR STAINLES STEEL, MILD STEEL, BRASS, ALUMINIUM ETC, TO 3.2MM THICK

MODEL No. 200AT-9PD Knock out Puncher attachment to suit REC-6200MX

Punching Capacity	Up to 63.5mm Stainless Steel and (115.5mm) diameter hole on 3.2mm thickness Mild Steel.
-------------------	---

Approximately 42 Holes BP-80LI

DETAILS

- Punch & die, Draw Studs & Spacer Collars are the same as those used for SH-10. Refer pages 346–347 for standard punch & dies
- 200AT-9PD comes with Draw Studs & Spacer Collars.

MODEL No. SH-70B (MADE IN JAPAN)

FEATURES

The portable SH-70B punch was designed to punch holes through 13mm mild steel, aluminium and copper with a 20.5mm maximum hole.

A stripper guide extends on either side of the ram to strip the material after punching. The stripper guide also clamps the punch into place to free operators hands for safety.

The SH-70B comes complete with four sets of Mild Steel punch and die sizes, 10.5mm, 13.5mm, 17.5mm and 20.5mm. This powerful punch has a new designed support stand, comes with a 70E-08 cap nut tightening pin and steel carrying case.

Keyed shaft facilitates slotted and squared punches.



Steel



Copper



**IDEAL FOR
TRANSMISSION
TOWERS**

SPECIFICATIONS

Model No.	SH-70B
Operating Pressure (bar)	700
Output force (kN) @ 700bar pressure	304
Oil Required (cc)	82
Throat Depth (mm)	70
Dimensions (mm)	360 (H) x 210 (W) x 95 (D)
Weight (kg)	14
Material Thickness (mm)	13

PUNCH & DIES

Refer below table for punch and dies available, some half sizes are stocked.

20.5mm is the maximum hole size and 6mm is the minimum hole size.
Suffix "ST" is for Steel and "CU" is for Copper

Model No.	Description	Model No.	Description
SH-70B6PDCU	6MM PUNCH AND DIE CU	SH-70B14PDCU	14MM PUNCH AND DIE CU
SH-70B6PDST	6MM PUNCH AND DIE ST	SH-70B14PDST	14MM PUNCH AND DIE ST
SH-70B7PDCU	7MM PUNCH AND DIE CU	SH-70B15PDCU	15MM PUNCH AND DIE CU
SH-70B7PDST	7MM PUNCH AND DIE ST	SH-70B15PDST	15MM PUNCH AND DIE ST
SH-70B8PDCU	8MM PUNCH AND DIE CU	SH-70B16PDCU	16MM PUNCH AND DIE CU
SH-70B8PDST	8MM PUNCH AND DIE ST	SH-70B16PDST	16MM PUNCH AND DIE ST
SH-70B9PDCU	9MM PUNCH AND DIE CU	SH-70B17PDCU	17MM PUNCH AND DIE CU
SH-70B9PDST	9MM PUNCH AND DIE ST	SH-70B17PDST	17MM PUNCH AND DIE ST
SH-70B10PDCU	10MM PUNCH AND DIE CU	SH-70B175PDCU	17.5MM PUNCH AND DIE CU
SH-70B10PDST	10MM PUNCH AND DIE ST	SH-70B175PDST*	17.5MM PUNCH AND DIE ST
SH-70B105PDCU	10.5MM PUNCH AND DIE CU	SH-70B18PDCU	18MM PUNCH AND DIE CU
SH-70B105PDST*	10.5MM PUNCH AND DIE ST	SH-70B18PDST	18MM PUNCH AND DIE ST
SH-70B11PDCU	11MM PUNCH AND DIE CU	SH-70B19PDCU	19MM PUNCH AND DIE CU
SH-70B11PDST	11MM PUNCH AND DIE ST	SH-70B19PDST	19MM PUNCH AND DIE ST
SH-70B12PDCU	12MM PUNCH AND DIE CU	SH-70B20PDCU	20MM PUNCH AND DIE CU
SH-70B12PDST	12MM PUNCH AND DIE ST	SH-70B20PDST	20MM PUNCH AND DIE ST
SH-70B13PDCU	13MM PUNCH AND DIE CU	SH-70B205PDCU	20.5MM PUNCH AND DIE CU
SH-70B13PDST	13MM PUNCH AND DIE ST	SH-70B205PDST*	20.5MM PUNCH AND DIE ST
SH-70B135PDCU	13.5MM PUNCH AND DIE CU		
SH-70B135PDST*	13.5MM PUNCH AND DIE ST		

* INCLUDED IN SH-70B KIT

ESP710L STUD PUNCH (MADE IN GERMANY)



- Punch 16 and 18 gauge structural studs in 5 seconds.
- Punch 200 holes per battery charge
- Includes battery, charger, tool with carry strap and carry case eliminating downtime.
- Punches a 34.1 mm diameter hole in 1.5 mm thick steel.
- For use with Greenlee 05928 bushings.
- Swivel head rotates 360° for use in tight corners.
- Pistol grip handle gives better leverage and reduces fatigue.
- Replaceable punch and die.
- Lightweight 4.2kg tool provides heavy-duty performance.



SPECIFICATIONS

Model No.	Actual Hole Size mm	Weight kg	Length mm	Height mm	Capacity mm	Battery	Charger
52169	34.1	4.2	381	298	1.5	3.0Ah 18V, Li-Ion, Makita	230VAC

REPLACEMENT PARTS

Model No.	Description	Model No.	Description	Model No.	Description	Model No.	Description
12274	Carrying Strap	10303	Carry Case (MKESP710GL)	52179	230V Charger	21297	Replace Die
52176	Battery	52180	12V Charger	10344	Replace Punch (HE.9055)		

PLUMBER STUD PUNCH

- Punches 66.7 mm diameter hole in metal studs for professional-looking installation of 50mm gas pipes.
- Two-speed lever action for fast, easy punching of 1.0mm thick metal studs.
- 54 mm throat width fits over most studs and channels.
- High strength alloy aluminium c-frame and handle provides lightweight tool for easy handling 4.8 kg.
- Lever action punch retraction strips punch out of metal stud fast and easy. Patent #6,647,630



SPECIFICATIONS

Model No.	Actual Hole Size mm	Weight kg	Length mm	Height mm	Capacity mm
06430	66.7	4.8	596	247	1.0

REPLACEMENT PARTS

Model No.	Description	Model No.	Description
08377	Punch for 06430	08375	Link
08379	Die for 06430	55316	Pin, Groove 7.7mm x 44.4mm

J HOLE MAKING & BENDING

www.specialisedforce.com.au

METAL STUD PUNCHES (MADE IN USA)

FEATURES

- Punch up 1.0mm steel studs in one stroke.
- Aluminium head provides strength with minimum weight, reducing operator fatigue.
- Contoured handle design gives better operator leverage and makes it possible to punch in tight places.
- Self-stripping design eliminates punch hang-ups.
- Automatically centres holes on standard studs.

SPECIFICATIONS

Capacity

22280 - 41.3 mm and wider studs.

1.0 mm thick steel studs.

21285 - 63.4 mm and wider studs.

1.0 mm thick steel studs.




Model No.	Description	Weight (kg)
22280	22.2mm Diameter Stud Punch	3.2
21285	34.1mm Diameter Stud Punch	3.5
04006	Punch for 22280	
22286	Die for 22280	
24823	Punch for 21285	
21297	Die for 21285	
06015	Pin Kit	
36617	Link	
05932	Link & Pin Kit (22280/21285)	
21557	Compression Spring	

BUSHINGS FOR METAL STUD PUNCHES (22280 & 21285)

FEATURES

- Triple lock design holds bushing securely.
- Locks securely into metal studs from 0.55mm to 2.5mm thick.
- Helps protect wire insulation from sharp edges of metal studs.
- Makes pulling smooth and easy by preventing hang-ups of cable on raw metal edges.



Model No.
22289



Model No.
05928

SPECIFICATIONS

Model No.	Description	Weight (Kg)
22289	1,000 Bushings for 22.2 mm Diameter Hole	1.7
05928	1,000 Bushings for 34.1 mm Diameter Hole	7.0

MODEL 10415



Model No. 10415

FEATURES

- Punch up through 1.0mm steel studs in one stroke.
- Unique patented punch rolls the edge over for smooth installation of armoured cable; cable won't hang up.
- Contoured handle design gives better operator leverage and makes it possible to punch in tight places.
- Automatically centres holes on standard studs.
- Replacement Punch Model No. 10419

SPECIFICATIONS

Model No.	Actual Hole Size mm	Weight kg	Length mm	Height mm	Capacity mm
10415	31.7	1.8	426	114	0.9





KNOCKOUT PUNCH & DIES (MADE IN JAPAN)

For use with a hydraulic punch driver. A premium grade of mild & stainless steel punch & dies, both of which are designed to resist wear to ensure accurate holes and long punch life. In Australia they are commonly referred to as chassis punches.

MILD STEEL ROUND PUNCHES

Made from high grade tool steel, our mild steel punches have 3 cutting crown edges and require less force to pull through than 4 crown punches. The 3 edges also provide excellent stability whilst allowing material to be easily removed from the die after punching.

Description	Crown Style Punch	
Type	MILD STEEL/BRASS/ALUMINIUM (Max 3.2mm Thick)	
Round Hole Size (mm)	Model No.	Draw Stud Used
16.2	PD-16.2MS	10-04 OR 30043 – 3/8"
20.4	PD-20.4MS	10-04 OR 30043 – 3/8"
22.5	PD-22.5MS	10-04 OR 30043 – 3/8"
25.4	PD-25.4MS	10-04 OR 30043 – 3/8"
32.5	PD-32.5MS	10-05 OR 03294 – 3/4"
40.5	PD-40.5MS	10-05 OR 03294 – 3/4"
50.8	PD-50.8MS	10-05 OR 03294 – 3/4"
63.5	PD-63.5MS	10-05 OR 03294 - 3/4"



STAINLESS STEEL ROUND PUNCHES

Made from premium grade oil hardened tool steel.

Description	Twin Cutting Edges Cuts Slugs in Half	
Type	STAINLESS STEEL/MILD STEEL/BRASS/ALUMINIUM (Max 3.2mm Thick)	
Round Hole Size (mm)	Model No.	Draw Stud Used
16.2	PD-16.2SS	30043 – 3/8" (1.6mm Thick)
20.4	PD-20.4SS	29451 – 7/16" (2.5mm Thick)
22.5	PD-22.5SS	29451 – 7/16" (2.5mm Thick)
25.4	PD-25.4SS	29451 – 7/16" (2.5mm Thick)
32.5	PD-32.5SS	29452 – 3/4"
40.5	PD-40.5SS	29452 – 3/4"
50.8	PD-50.8SS	29452 – 3/4"
63.5	PD-63.5SS	29452 – 3/4"



Model No.	Description
PD-SET-MS	Mild Steel Punch & Die Set, Includes 7 Sizes: 16.2, 20.4, 22.5, 25.4, 32.5, 40.5 & 50.8mm
PD-SET-SS	Stainless Steel Punch & Die Set, Includes 7 Sizes: 16.2, 20.4, 22.5, 25.4, 32.5, 40.5 & 50.8mm



SQUARE PUNCHES

Type	BRASS/ALUMINIUM/ETC (Max 3.2mm Thick)	
SQUARE Hole Size (mm)	Model No.	Draw Stud Used *
25.4	PD25.4-SQ	03S0034060 (1/2" X 3/4")
45	PD45-SQ	03S0036060
46	PD46-SQ	03S0036060
68	PD68-SQ	03S0036060
92	PD92-SQ	03S0036060



*Note that Square Punches are supplied with Draw Stud

J HOLE MAKING & BENDING


www.specialisedforce.com.au

KNOCK OUT PUNCH & DIES (MADE IN JAPAN)



For use with hydraulic punch driver. A premium grade range of punch & dies manufactured from high grade tool steel for mild steel, ensuring accurate holes and long punch life. For mild steel up to 3.2mm thick.

Round Hole Size (mm)	Model No.	Draw Stud Used (UNF)
21.9	16	3/8
20.0	19	3/8
26.3	25	3/8
27.4	22	3/4
32.7	31	3/4
34.2	28	3/4
39.0	39	3/4
42.8	36	3/4
48.7	42	3/4
51.7	51	3/4
60.5	54	3/4
64.4	63	3/4
76.0	70	3/4
77.1	75	3/4
88.8	82	3/4
102.5	92	3/4
115.2	104	3/4



J HOLE MAKING & BENDING

JIM SERIES KNOCK OUT PUNCH & DIES (MADE IN JAPAN)



Riken high quality metal punch and dies are manufactured from hardened fine alloy tool steel. The punches feature three cutting edges that provide stability and reduce damage to cutting edges. Punches have precision designed cutting edges for long cutting life.

106 sizes available in full sizes 15mm-120mm OD (Increments of 1mm)

ORDERING INFORMATION

For quotation or ordering information model numbers use prefix code "JIM" plus "-" and actual size in millimetres "XX"

- For example a 46mm punch and die set will be model no. **JIM-46**
- For example a 115mm punch and die set will be model no. **JIM-115**

PUNCH & DIE SIZE

(mm OD)	Draw Stud Size ("/Inches UNF)
15-26	3/8
27-120	3/4



NOTE: Punch and die supplied as set, not available individually. Requires punch unit (manually operated, hydraulic, battery, electric) with draw stud to utilise

www.specialisedforce.com.au

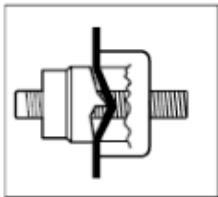
SLUG SPLITTER SC KNOCKOUTS



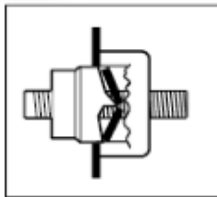
FEATURES

Slug-Splitter SC™ (Self-Centering) Knockout Punches

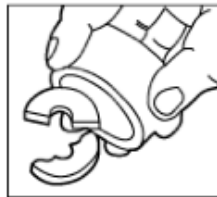
- Slug-Splitter SC™ heavy-duty punches are designed to punch up through 3.5 mm stainless steel.
- Unique slug-splitting design and tool steel construction easily punch 3.5 mm mild steel and stainless steel.
- Self-centering punch aligns itself on pilot hole. (Slug-Splitter SC™)
- No need to draw crosshairs or line up die alignment marks. (Slug-Splitter SC™)
- Unique punch profile also splits slugs for easier slug removal.
- Heavy-duty dies and stainless steel draw studs for longer life.
- Excellent abrasion resistance for punching fibreglass and plastic.
- Slug-Splitter SC™ punch units consist of: punch, die and draw stud. Check individual punch for specific capacity.
- Patent Pending for Self-centering Slug-Splitter SC™.



Unique Slug-Splitter SCTM punch design creates slug as the punch is drawn into the die.



Slug is split in half as punching operation is completed.



Split slugs fall free from the die and stud.

**CAN ONLY BE USED WITH
THE PUNCH UNITS;**

Page 336 = 15906

Page 339 = LS100L-230

Page 340 = REC-6200MX
(with 200AT-9PD Knock Out
Puncher Head Attachment)



Continued Next Page...

...Continued From Previous Page



SPECIFICATIONS

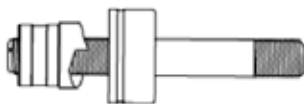
Application	3.5mm stainless steel, mild steel, fibreglass and plastic, etc
Operation	Operate with battery, hydraulic or high leverage ratchet driver only.

SELF CENTERING

Model No. Punch	Model No. Die	Hole Size \varnothing (mm)	Capacity Stainless Steel (mm)	Draw Studs	
Slug-Splitter SC (Self Centering) Knockout Punches					
28154	28155	22.5	3.5	-	29451
28156	28157	28.3	3.5	31872	29452
36490	36489	30.5	3.5	31872	29452
28158	28159	34.6	3.5	31872	29452
28160	28161	43.2	3.5	31872	29452
28162	28163	49.6	3.5	-	29452
28165	28166	61.5	3.5	-	29452

STANDARD

Model No. Punch	Model No. Die	Hole Size \varnothing (mm)	Capacity Stainless Steel (mm)	Draw Studs		Sleeve
04599	04598	16.2	2.5	29451	29451	-
31119	31128	18.6	2.5	29451	29451	-
31120	31129	20.4	2.5	29451	29451	-
04602	04601	25.4	3.5	31872	29452	-
04605	04603	32.5	3.5	31872	29452	-
31122	31135	37.0	3.5	31872	29452	-
04608	04607	40.5	3.5	31872	29452	-
31123	31131	47.0	3.5	-	29452	-
04611	04609	50.8	3.5	-	29452	-
31124	31132	54.0	3.5	-	29452	-
31125	31133	60.0	3.5	-	29452	-
04614	04613	64.0	3.5	-	29452	-
00622	00626	74.0	3.5	31872	29452	-
00623	00627	89.9	3.5	31872	29452	-
00624	00629	102.7	3.5	31872	29452	00785 (1557SS)
00625	00630	115.4	3.5	31872	29452	00785 (1557SS)



CAN ONLY BE USED WITH THE PUNCH UNITS;
Page 336 = 15906, Page 339 = LS100L-230, Page 340 = REC-6200MX
(with 200AT-9PD Knock Out Puncher Head Attachment)

J HOLE MAKING & BENDING

www.specialisedforce.com.au

PUNCH & DIES – SLUG BUSTER®

SLUG-BUSTER® KNOCKOUT (MADE IN THE USA)



1.

Unique Slug-Buster® punch design creases slug as the punch is drawn into the die.

2.

Slug is split in half as punching operation is completed.

3.

Split slugs fall free from the die and stud.



FEATURES

- The contractor's choice – worldwide.
- Unique punch profile also splits slugs for easier slug removal.
- Use with battery-powered, hydraulic or manual operation.
- Uses standard Greenlee dies and draw studs.
- Slug Buster punches available in sizes up thru 64.0 mm.

SPECIFICATIONS

Capacity

3.5mm Punch mild steel, aluminium, fibreglass and plastic

PUNCH UNIT – INCLUDES PUNCH, DIE & DRAW STUD

Punch Kit Model No.	Hole Sizes ∅ (mm)	Capacity Mild Steel (mm)	Weight (Unit) (grams)	Punch Only Model No.	Die Only Model No.	Stud Only for Manual Operation Model No.
06727	12.5	1.5	137	06728	06729	04218
12356	12.7	1.5	69	12360	12358	04218
12359	14.3	1.5	73.5	12359	12361	04218
31989	15.2	2.0	137	31969	32002	00042
35177	16.2	2.0	137	35163	35162	00042
12335	17.5	2.0	177	12337	12336	00042
31990	18.6	2.0	137	31970	32003	00042
12307	19.1	2.0	183	12306	12305	00042
31991	20.4	2.0	137	31971	32004	00042
31962	22.5	3.5	137	31756	14722	00042
12338	23.8	2.0	253	12340	12339	00042
35178	25.4	2.0	227	35165	35164	06678
12341	27.0	2.0	261	12343	12342	00042
31963	28.3	3.5	363	31757	06972	04040
31993	28.3	2.0	227	31973	32006	00042
60246	30.5	3.5	273	60237	36278	04040
36508	30.5	2.0	273	36284	36279	00042
12308	31.8	1.5	326	12309	12310	00042
35179	32.5	3.5	363	35169	35168	04040
12344	33.4	1.5	345	12346	12345	00042
31964	34.6	3.5	454	31758	04011	04040
12304	34.9	3.0	507	12303	12302	04040
31995	37.0	3.5	545	31975	32008	04040
12313	38.1	3.0	559	12312	12311	04040
35180	40.5	3.5	545	35158	35159	04040
12347	41.3	3.5	610	12349	12348	04040
31965	43.2	3.0	590	31759	04013	04040
12316	44.5	3.5	661	12315	12314	04040
31996	47.0	3.5	862	31976	32009	04042
12350	47.6	3.0	853	12354	12352	04042
31966	49.6	3.5	953	31760	04061	04042

Continued on Next Page...

...Continued From Previous Page



Punch Kit Model No.	Hole Sizes \varnothing (mm)	Capacity Mild Steel (mm)	Weight (Unit) g	Punch Only Model No.	Die Only Model No.	Stud Only for Manual Operation Model No.
35181	50.8	3.5	1043	35160	35161	04042
36171	54.0	3.5	1134	36172	36173	04042
12351	57.2	3.0/3.5	1336	12355	12353	04042
31998	60.0	3.5	1270	31978	32011	04042
31967	61.5	3.5	1452	31761	04063	04042
35182	64.0	3.5	1542	35167	35166	04042

LARGE STANDARD ROUND KNOCKOUT PUNCHES

Punch Kit Model No.	Punch Model No.	Die Model No.	Hole Size (mm)	Capacity Mild Steel (mm)	Manual Draw Stud
19980	05447	05448	144.1	3.5	04679
50005	50008	50006	161.9	3.5	04679



SLUG-BUSTER SC FOR USE WITH SPANNER OR WRENCH HAND OPERATED

FEATURES

- Save time and ensure accuracy! Self-centering punch aligns itself on pilot hole.
- No need to draw crosshairs or line up die alignment marks.
- Unique punch also splits slugs for easier slug removal.
- US Patent No. 6,973,729



THRUST BEARING

SPECIFICATIONS

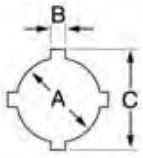
Model No.	Hole Sizes	Weight (Unit)	Punch Only	Die Only	Stud Only
	\varnothing (mm)	g	Model No.	Model No.	Model No.
10801	22.2	137	11361	14722	00042
10802	28.3	363	11362	06972	04040
10807	30.5	408	11357	36278	04040
10803	34.6	454	11363	04011	04040
10804	43.2	590	11364	04013	04040
10805	49.6	953	11365	04061	04042
10806	61.4	1043	11366	04063	04042

J HOLE MAKING & BENDING

www.specialisedforce.com.au

SPECIAL APPLICATION PUNCHES

OILTIGHT PUNCHES WITH NOTCHES



For Stainless Steel

Specialised Knockout
Punch and notch in one easy step for fast pushbutton(oillight) installation

New Die Design
Optimization depth for widest range of materials and drivers

Easy Assembly
Designed for use with any Greenlee hydraulic driver- no adapter required

Durable High Grade Steel
Provides maximum life in mild and stainless steel



KS-PB22

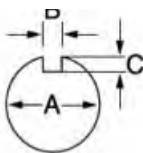
SPECIFICATIONS

Hole Size mm			Max Capacity mm		Operation Type	Model No.					Min Pilot Hole mm
A	B	C	SS	MS		Complete Punch Unit*	Punch	Die	Draw Stud	Counter Nut	
22.5	3.2	25.4	2.0	2.4	Hyd	44352	44390	44376	44413	04445	15.9
30.5	4.8	36.0	2.0	2.4	Hyd	44369	44406	44383	44413	04445	15.9

Contains Punch, Die, Draw Stud & Counter Nut

SPECIAL APPLICATION HAND OPERATED PUNCHES

KEY PUNCHES



SPECIFICATIONS

Hole Size mm			Max Capacity Mild Steel mm	Operation Type	Model No.						Min Pilot Hole mm	Weight Kg	Optional Adapt for Hyd Drive
A	B	C			Complete Punch Unit*	Punch	Die	Draw Stud	BB Drive Nut	Counter Nut			
12.2	1.4	0.8	1.5	Hand-Hyd	60101	60102	60103	60115	60120	05244	9.5	0.4	60114 ◊
29.7	3.1	2.5	2.0	Hand-Hyd	60104	60105	60106	60166	60165	60258	23.8	1.0	60167 ◊
32.1	4.0	2.5	2.0	Hand-Hyd	60107	60108	60109	60166	60165	60258	23.8	1.1	60167 ◊
33.7	2.6	2.5	2.0	Hand-Hyd	60110	60111	60112	60166	60165	60258	23.8	1.1	60167 ◊

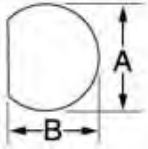
◊ For Maximum Draw Stud Life, Hydraulic or Battery Drivers are Recommended

* Contains Punch, Die, Draw Stud, BB Drive Nut & Counter Nut

SPECIAL APPLICATION HAND OPERATED PUNCHES



“D” PUNCHES



SPECIFICATIONS

Hole Size mm		Max Capacity Mild Steel mm	Op. Type	Model No.						Min Pilot Hole mm	Weight Kg	Optional Adapt for Hyd Drive
A	B			Complete Punch Unit*	Punch	Die	Draw Stud	BB Drive Nut	Counter Nut			
12.7	11.9	2.0	Hand-Hyd	60077	60078	60079	60115	60120	05244	9.5	0.41	60114 ◇
5.9	15.1	2.0	Hand-Hyd	61080**			34421	34733	04638	12.7	0.50	33967 ◇
19.1	17.9	2.0	Hand-Hyd	61083**			34421	34733	04638	12.7	0.50	33967 ◇

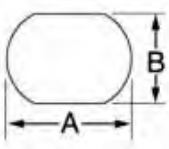
◇ For use with any Greenlee Hydraulic Driver or Battery-Powered Driver

* Contains Punch, Die, Draw Stud, BB Drive Nut & Counter Nut

** Sold as Unit only

For Maximum Draw Stud Life, Hydraulic or Battery Drivers are Recommended

DOUBLE “D” PUNCHES



SPECIFICATIONS

Hole Size mm		Max Capacity Mild Steel mm	Op. Type	Model No.				Min Pilot Hole mm	Weight Kg	Optional Adapt for Hyd Drive
A	B			Complete Punch Unit*	Draw Stud	BB Drive Nut	Counter Nut			
19.5	16.3	2.0	Hand-Hyd	61086**	34421	34733	04638	12.7	0.50	33967 ◇
20.2	17.6	2.0	Hand-Hyd	61089**	34421	34733	04638	12.7	0.50	33967 ◇
23.2	19.2	2.0	Hand-Hyd	61092**	34421	34733	04638	12.7	0.54	33967 ◇
23.2	20.2	2.0	Hand-Hyd	61095**	34421	34733	04638	12.7	0.90	33967 ◇
34.9	28.6	2.0	Hand-Hyd	60098**	60166	60165	60258	23.8	1.10	60167 ◇

◇ For use with any Greenlee Hydraulic Driver or Battery-Powered Driver

* Contains Draw Stud, BB Drive Nut & Counter Nut

** Sold as Unit only

For Maximum Draw Stud Life, Hydraulic or Battery Drivers are Recommended

J HOLE MAKING & BENDING

www.specialisedforce.com.au

**SQUARE AND SPECIAL SQUARE PUNCHES
(MADE IN THE USA)**



SPECIFICATIONS

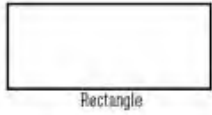
Hole Size mm	Max Capacity Mild Steel mm	Op. Type	Model No.						Min Pilot Hole mm	Weight Kg	Optional Adapt for Hyd Drive
			Complete Punch Unit*	Punch	Die	Draw Stud	BB Drive Nut	Counter Nut			
12.7	1.5	Hand-Hyd	60001	60002	60003	60115	60120	05244	9.5	0.50	60114◇
15.9	2.0	Hand-Hyd	61004	60005	60006	34421	34733	04638	12.7	0.68	33967◇
19.1	2.0	Hand-Hyd	61007**	-	-	34421	34733	04638	12.7	0.68	33967◇
22.4	2.0	Hand-Hyd	61010**	-	-	34421	34733	04638	12.7	0.82	33967◇
24.0	2.0	Hand-Hyd	61013**	-	-	34421	34733	04638	12.7	1.0	33967◇
50.8	3.5	Hyd Only	60168	60169	60170	60118	-	60235	30.2	3.1	◇
104.8	3.5	Hyd Only	60177	60178	60179	60118	-	60235	30.2	8.5	*
138.0	2.0	Hyd Only	60234	60023	60024	60118	-	60235	30.2	9.1	*
Special Square											
A=22.5 B=20.1	2.0	Hyd Only	61125**			34421	34733	04638	12.7	0.3	33967

* For use with with Hand and Foot Pump Hydraulic Drivers with Ram
 ◇ For Maximum Draw Stud Life, Hydraulic or Battery Drivers are Recommended
 ** Sold as Unit only

J HOLE MAKING & BENDING

www.specialisedforce.com.au

RECTANGULAR PUNCHES (MADE IN THE USA)



SPECIFICATIONS

Hole Size	Max Capacity Mild Steel mm	Op. Type	Model No.						Min Pilot Hole mm	Weight Kg	Optional Adapt for Hyd Drive
			Complete Punch Unit*	Punch	Die	Draw Stud	BB Drive Nut	Counter Nut			
11.1x22.2	1.5	◇Hand-Hyd	60025	60026	60027	60115	60120	05244	9.5	0.50	60114◇
17.0x19.0	2.0	◇Hand-Hyd	61028	60029	60030	34421	34733	04638	12.7	0.68	33967◇
19.1x29.0	2.0	◇Hand-Hyd	60031	60032	60033	60117	60165	60258	15.9	1.00	60167◇
19.1x33.3	2.0	◇Hand-Hyd	60034	60035	60036	60117	60165	60258	15.9	1.00	60167◇
21.9x25.9	2.0	◇Hand-Hyd	60037	60038	60039	60117	60165	60258	15.9	1.00	60167◇
22.0x30.0	2.0	◇Hand-Hyd	60040	60041	60042	60117	60165	60258	15.9	1.10	60167◇
22.0x42.0	2.0	◇Hand-Hyd	60043	60045	60046	60117	60165	60258	15.9	1.30	60167◇
25.1x29.0	2.0	◇Hand-Hyd	60047	60048	60049	60117	60165	60258	15.9	1.20	60167◇
31.8x35.1	2.0	◇Hand-Hyd	60050	60051	60052	60117	60165	60258	15.9	1.40	60167◇
33.3x67.9	3.5	◇Hyd Only	60053	60054	60055	60018	-	60235	30.2	2.30	◇
35.0x52.0	3.5	◇Hyd Only	60056	60057	60058	60018	-	60235	30.2	2.80	◇
35.0x65.0	3.5	◇Hyd Only	60059	60060	60061	60018	-	60235	30.2	3.10	◇
35.0x82.0	2.0	*Hyd Only	60062	60063	60064	60018	-	60235	30.2	3.50	*
35.0x112.0	2.0	*Hyd Only	60065	60066	60067	60018	-	60235	30.2	4.20	*
46.0x92.0	3.5	*Hyd Only	60068	60069	60070	60018	-	60235	30.2	4.00	*
57.2x88.9	3.5	*Hyd Only	60071	60072	60073	60018	-	60235	30.2	4.60	*
68.0x138.0	2.0	*Hyd Only	60074	60075	60076	60018	-	60235	30.2	7.30	*

*For use with with Hand and Foot Pump Hydraulic Drivers with Ram

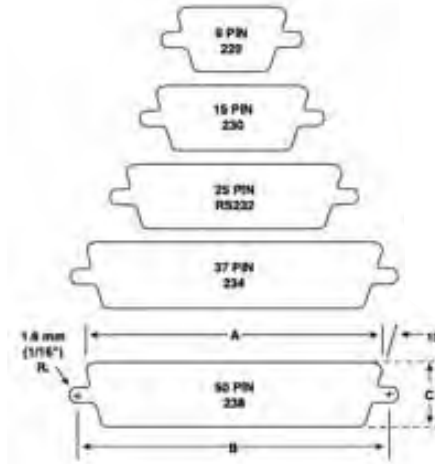
◇ For use with any Hydraulic Driver or Battery-Powered Driver For maximum draw stud life, we recommend the use of battery or hydraulic drivers

ELECTRONIC CONNECTOR PANEL PUNCHES



FEATURES

- Cut-out and mounting slots are punched in one operation.
- Drill only one 11.1 mm pilot hole. (Refer page 364 for Kwik Stepper step bits.)
- Fast, accurate panel punching with no sawing or filing required.
- Universal size punches for front or back mount of TRW Cinch and ITT Cannon-type or equivalent connectors in 9, 15, 25, 37 or 50-pin configurations.







SPECIFICATIONS

Capacity	1.5 mm mild steel; 3.5 mm aluminium
Operation	Manual with a wrench; hydraulic drivers, Battery Driver, Ram and Pump hydraulic drivers

Complete Punch Unit Model No.	No of Pins	Dimensions			Model No.					Weight
		A (mm)	B (mm)	C (mm)	Punch	Die	Draw Stud	Square Counter Nut	Drive Nut	Kg
34436	9	20.0	24.9	11.9	34441	35196	34421	04638	34733	0.64
34437	15	28.6	33.3	11.9	34442	35197	34421	04638	34733	0.68
34420	25	42.0	42.1	11.9	34418	35198	34421	04638	34733	0.91
34429	37	58.3	63.4	11.9	34427	35199	34421	04638	34733	0.91
34444	50	55.9	61.0	14.7	34443	35200	34421	04638	34733	0.91

DRAW STUDS FOR MANUAL DRIVERS

Replacement Draw Stud Selection Guide. Refer to the pictures and information below when ordering a replacement draw stud.

Mid Section	Circular	Circular	Circular	Circular
Picture				
Model No.	04042	00042	04040	04218
Length (mm)	75.0	41.0	54.0	35.0
OD (mm)	19.0	9.5	19.0	6.4
Thread (UNF)	3/4	3/8	3/4	1/4
TPI (Threads per inch)	16	24	16	20

DRAW STUDS FOR HYDRAULIC DRIVERS

Replacement Draw Stud Selection Guide. Refer to the pictures and information below when ordering a replacement draw stud.

Mid Section	Circular	Circular	Circular	Circular	Circular	Circular	Circular	Circular	Circular
Picture									
		Stainless Steel		Stainless Steel				Stainless Steel	
Model No.	10-04	30043	20963*	29451	10-14^ (ADAPTOR)	31872+	10-05	29452	10109<
Length (mm)	76.0	71.0	120.0	110.0	45.0	114.3	135.0	140.0	136.5
OD (mm)	9.5	9.5	9.5	11.1	19.0 (9.5 INTERNAL)	19.0	19.0	19.0	19.0
Thread (UNF)	3/8	3/8	3/8 (3/4 Bottom)	7/16 (3/4 Bottom)	3/4 (3/8 INTERNAL)	3/4	3/4 (3/8 INTERNAL)	3/4	3/4"
TPI (Threads per inch)	24	24	3/8=24 3/4=16	7/16=20 3/4=16	3/4=16 3/8=24	16	3/4=16 3/8=24	16	16

*Alternative #SMR-3/8x3/4 ^ Alternative #33967 + Alternative # 03294 < Greenlee Model 2113B

J HOLE MAKING & BENDING

www.specialisedforce.com.au

DRAW STUDS FOR RATCHET DRIVERS & SPECIAL SQUARE PUNCHES (MADE IN THE USA)



Replacement Draw Stud Selection Guide. Refer to the pictures and information below when ordering a replacement draw stud.

Type	Special Shape Punches						
Mid Section	Hex						
Picture							
Model No.	60116	60117	34421	60115	60166	60118	60167 (ADAPTOR)
Length (mm)	127	127	90	87	117	171	40
OD (mm)	9.5	12.7	9.5	6.3	12.7	19.0	19.0 (12.7 INTERNAL)
Thread (UNF)	3/8	1/2	3/8	1/4	5/8	3/4	3/4 (1/2 INTERNAL)
TPI (Threads per inch)	24	20	24	28	18	16	3/4=16 1/2=20

SPACERS FOR PUNCHING

Replacement spacers for punching. Refer to the pictures and information below when ordering a replacement spacer.



SH-5 & SH-10 PUNCH KIT CONTAINS (REFER PAGES 334 & 335)

Model No.	Type	Thickness (mm)	SH-10	SH-5
5PDF-48	Extra Small	13		✓
10-03	Small	26	✓	✓
10-02	Medium	31	✓	✓
10-01	Large	38	✓	✓

Spacers suit all brands and models

J HOLE MAKING & BENDING

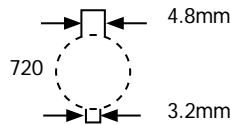
www.specialisedforce.com.au

KEYWAY PUNCH (MADE IN THE USA)



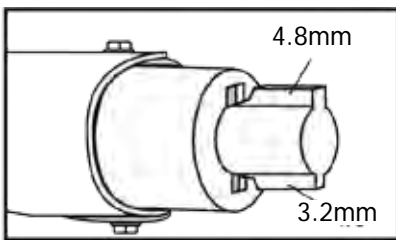
FEATURES

- Eliminates time-consuming hand sawing and filing when making keyways for push-button switches.
- Use as a nibbler to make wider or deeper keyways.
- Punches 3.2 mm or 4.8 mm keyways for 22.5 mm or 30.5 mm push-button holes.

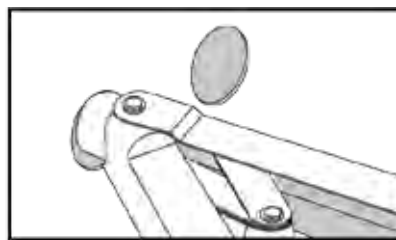


SPECIFICATIONS

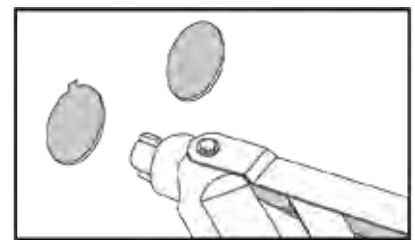
Model No.	Description	Operation	Capacity	Weight Kg
26534	Keyway Punch	Manual	3.5mm	1.27
26536	(Replacement) Punch			
26538	(Replacement) Die			



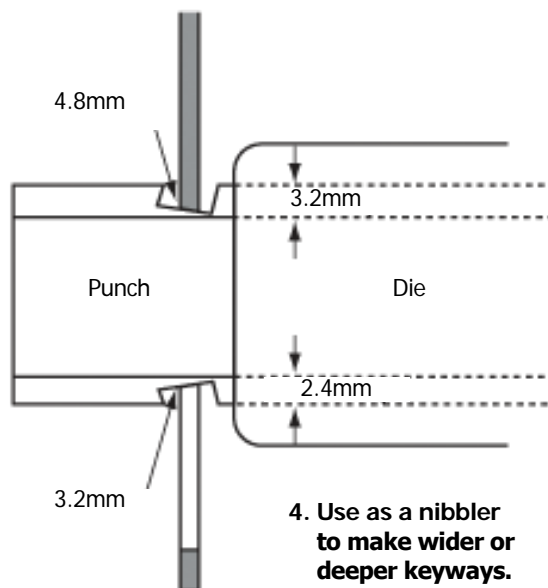
1. Locate proper cutting notch on the cutting head.



2. Place cutting notch inside edge of hole and cut keyway.



3. Withdraw the punch.



4. Use as a nibbler to make wider or deeper keyways.

DIAMOND HANDY PUNCHERS (MADE IN JAPAN)



Powerful punching action produces a burr free, round or elliptical hole far faster. Strong enough for steel, these punchers run off single phase (double insulated) and are equipped with side handle, stand, 11mm punch with die and carrying case.



Model No.	EP-19V	EP-20S	EP-1475V	EP-2110V
Most popular model		More powerful than EP-19V, for thicker bars with throat scale	Features deep throat for lip channel bars	Suitable for H-Beams

Model No.	Max Hole Size (mm)		Max. Material Thickness (mm)		Wt (kg)	Dimensions (mm)	Power	Watts
	Circular	Elliptical	Mild St / Alum	Stain Steel		L x W x H		
EP-19V	20	14 x 21	6	5	16.1	133x195x484	230V	1050
EP-20S	21	14 x 21	8	6	15	138x217x554	230V	2500
EP-1475V	15	11 x 16.5	6	5	11.8	124x175x421	230V	1020
EP-2110V	22	18.2 x 22	10	5	23.8	138x217x554	230V	2500

		Round Hole Size (mm)																							
		3.4	4.2	5	5.5	6	6.5	6.5	8	8.5	8.5	10	11	12	13	14	15	16	17	18	18.5	19	20	21	22

Model No.	Material	Thickness (mm)																								
		-	-	-	-	-	6	6	6	6	6	6	6	6	6	6	6	6	6	6	6	6	6	6	6	6
EP-19V	Mild St/Al	-	-	-	-	-	6	6	6	6	6	6	6	6	6	6	6	6	6	6	6	6	6	6	6	
	S.Steel	-	-	-	-	-	3	3	4	4	4	5	5	5	5	5	4	4	4	4	4	4	4	4	4	
EP-20S	Mild St/Al	-	-	-	-	4.5	6	6	6	6	8	8	8	8	8	8	8	8	8	8	8	8	8	-	-	
	S.Steel	-	-	-	-	3	3	-	4	5	5	5	6	6	6	6	6	6	6	6	6	6	6	-	-	
EP-1475V	Mild St/Al	2.3	2.3	3.2	3.2	4.5	6	6	6	6	6	6	6	6	6	6	-	-	-	-	-	-	-	-		
	S.Steel	-	-	-	-	-	3	-	4	5	5	5	5	5	5	4	-	-	-	-	-	-	-	-		
EP-2110V	Mild St/Al	-	-	-	-	-	-	-	-	-	6	9	9	9	9	10	10	10	10	10	10	10	10	10		
	S.Steel	-	-	-	-	-	-	-	-	-	5	5	5	5	5	6	6	6	6	6	6	6	6	6		

		Elliptical Hole Size (mm)											
		4.5x9	5.5x11	6.5x10	6x13	6.5x13	8x13	8.5x13	8.5x17	9x13.5	9x16	9x18	10x15

Model No.	Material	Thickness (mm)											
		-	-	6	6	-	6	-	6	6	-	6	6
EP-19V	Mild St/Al	-	-	6	6	-	6	-	6	6	-	6	6
EP-20S	Mild St/Al	-	-	6	6	-	6	-	6	8	-	8	8
EP-1475V	Mild St/Al	4.5	6	6	-	6	-	6	-	6	-	6	6
EP-2110V	Mild St/Al	-	-	-	-	-	-	-	-	-	6	6	9

		Elliptical Hole Size (mm)										
		10x18	10x20	11.5x6.5	12x18	12x20	13x19	14x19.5	14x21	14x22	16.5x20	18.2x22

Model No.	Material	Thickness (mm)										
		-	6	6	6	-	-	6	6	-	-	-
EP-19V	Mild St/Al	-	6	6	6	-	-	6	6	-	-	-
EP-20S	Mild St/Al	-	8	8	8	-	-	8	8	-	-	-
EP-1475V	Mild St/Al	-	-	6	-	-	-	-	-	-	-	-
EP-2110V	Mild St/Al	9	-	9	-	9	9	10	-	10	10	10

Refer following pages for punch and dies (sold separately)

J HOLE MAKING & BENDING

www.specialisedforce.com.au

PUNCH & DIE SETS FOR DIAMOND HANDY PUNCHERS



PUNCH/DIE SETS OF OTHER SIZES ARE AVAILABLE ON REQUEST.
WHEN ORDERING PLEASE NOTE TO ORDER PUNCH AND DIE SEPERATELY.

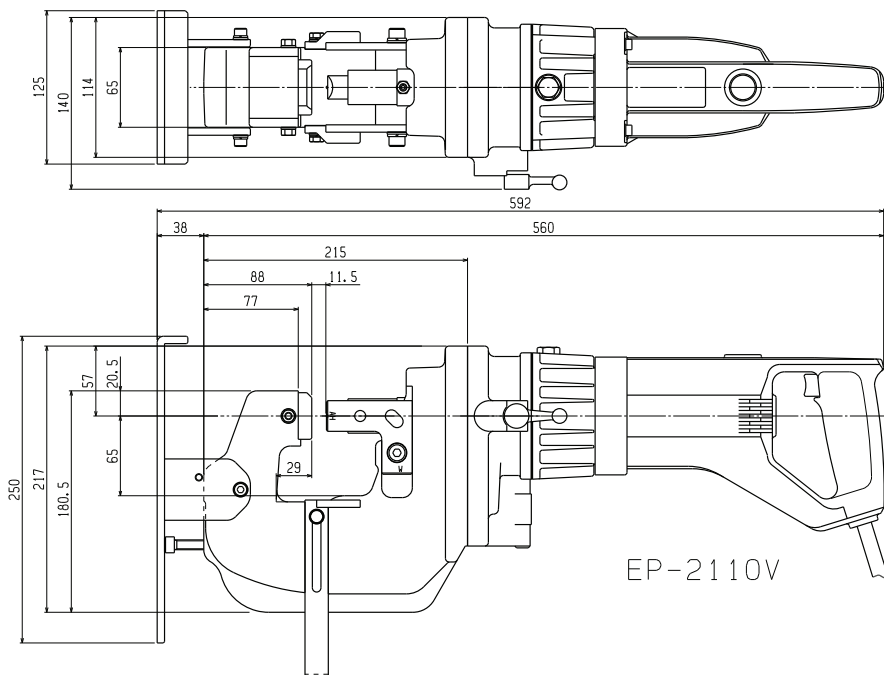
EP-2110V



Elliptical hole			CUSTOM-MADE		
Size	Punch AH	Die AH	Size	Punch AH	Die AH
			8.0X15	6P11225L	6P12025B
9x13.5	6P1124L	6P1204B			
9X16	6P1125L	6P1205B			
10X15	6P1126L	6P1206B			
10X18	6P1127L	6P1207B			
			10X20	6P11272L	6P12072B
			10X25	6P11271L	6P12071B
11X16.5	6P1128L	6P1208B			
			11X18	6P11280L	6P12081B
			11.5X25	6P1129L	6P12082B
12X20	6P1134L	6P1213B			
13X19	6P1130L	6P1209B			
			14X18	6P11311L	6P1216B
14X19.5	6P1131L	6P1210B			
			14X21	6P11318L	6P12161B
14X22	6P11310L	6P1214B			
			14X22.5	6P11312L	6P1217B
			16X22	6P11325L	6P12115B
16.5X20	6P1132L	6P1211B			
18.2X22	6P1133L	6P1212B			
			North/South Elliptical		
			19.5x14	6P1131LY	6P1210BY



Round hole		
Size	Punch AH	Die AH
10.0	6P1104L	6P1164B
11.0	6P1105L	6P1165B
12.0	6P1106L	6P1166B
13.0	6P1107L	6P1167B
14.0	6P1108L	6P1168B
15.0	6P1109L	6P1169B
16.0	6P1110L	6P1170B
17.0	6P1111L	6P1171B
18.0	6P1112L	6P1172B
19.0	6P1114L	6P1174B
20.0	6P1117L	6P1177B
21.0	6P1115L	6P1175B
22.0	6P1116L	6P1176B



EP-2110V

PUNCH & DIE SETS FOR DIAMOND HANDY PUNCHERS



EP-19V/EP-20S

Elliptical hole						
Size	Punch	B Die	A Die	CB Punch	S Punch	TB Die
6.5x10	4P1120	3P1200	3P1180			
6.5x13	4P1121	3P1201	3P1181			
8.5x13	4P1122	3P1202	3P1182	3P1202C		
8.5x17	3P1123	3P1203	3P1183			
9x13.5	4P1124	3P1204	3P1184	3P1204C	3P1124S	3P1204TB
9x18	3P1125	3P1205	3P1185		3P1125S	3P1205TB
10x15	4P1126	3P1206	3P1186	3P1206C	3P1126S	3P1206TB
10x20	3P1127	3P1207	3P1187		3P1127S	3P1207TB
11x16.5	4P1128	3P1208	3P1188	3P1208C	3P1128S	3P1208TB
12x18	3P1129	3P1209	3P1189	3P1209C	3P1129S	3P1209TB
14x19.5	3P11301	3P12101	3P11901		3P11301S	3P12101TB
14x21	3P1131	3P1211	2P1191	3P1211C	3P1131S	3P1211TB



Round hole								
Size	Punch	B Die	A Die	CB Die	S Punch	SB Die	SA Die	TB Die
3.4	4P1096		3P1156					
4.2	4P1097		3P1157					
5.0	4P1098		3P1158					
5.5	4P1099		3P1159					
6.0	4P1100	3P1160	3P1140					
6.5	4P1101	3P1161	3P1141	3P1161C	3P1101S	3P1240	3P1220	
8.0	4P1102	3P1162	3P1142	3P1162C	3P1102S	3P1241	3P1221	
8.5	4P1103	3P1163	3P1143	3P1163C	3P1103S	3P1241	3P1222	
9.0	4P11030	3P11630	3P11430			3P12425	3P12420	3P11630TB
10.0	4P1104	3P1164	3P1144		3P1104S	3P1243	3P1223	3P1164TB
11.0	4P1105	3P1165	3P1145	3P1165C	3P1105S	3P1244	3P1224	3P1164TB
12.0	4P1106	3P1166	3P1146	3P1166C	3P1106S	3P1245	3P1225	3P1166TB
13.0	4P1107	3P1167	3P1147	3P1167C	3P1107S	3P1246	3P1226	3P1167TB
14.0	4P1108	3P1168	3P1148	3P1168C	3P1108S	3P1247	3P1227	3P1168TB
15.0	4P1109	3P1169	3P1149	3P1169C	3P1109S	3P1248	3P1228	3P1169TB
16.0	3P1110	3P1170	3P1150	3P1170C	3P1110S	3P1249	3P1229	3P1170TB
17.0	3P1111	3P1171	3P1151		3P1111S	3P1250	3P1230	3P1171TB
18.0	3P1112	3P1172	3P1152	3P1172C	3P1112S	3P1251	3P1231	3P1172TB
18.5	3P1113	3P1173	3P1153	3P1173C	3P1113S	3P1252		3P1173TB
19.0	3P1114	3P1174	3P1154	3P1174C	3P1114S	3P1253		3P1174TB
20.0	3P1115	3P1175	3P1155	3P1175C	3P1115S	3P1254		3P1175TB3



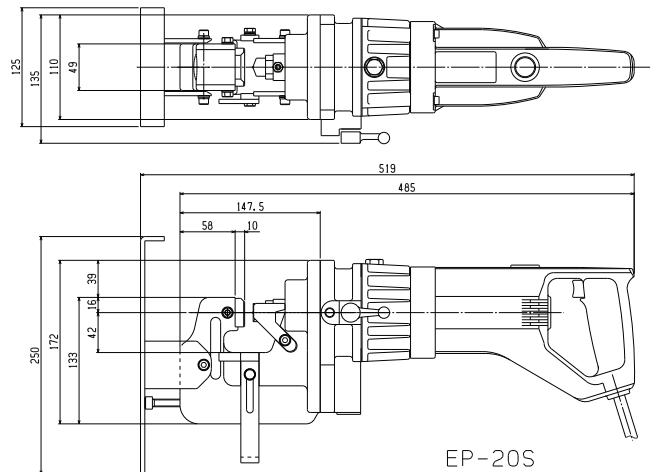
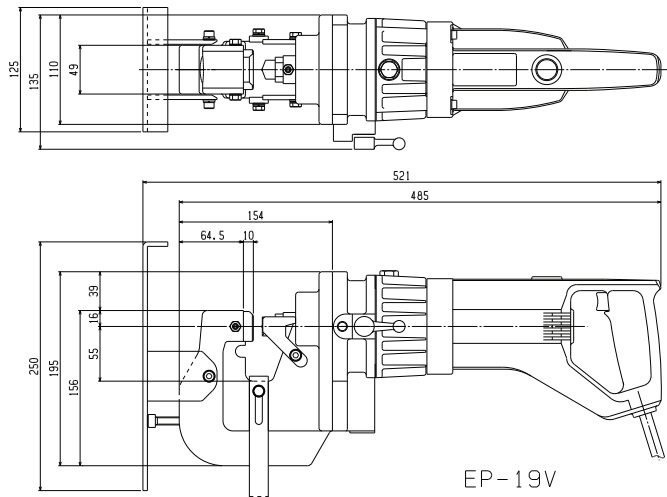
NOTE

S punch and TB die are only for the EP-20S.

- **A Dies** are used for thin material (2.0-3.2mm)
- **B Dies** are used for thick material (3.2-6.0mm)
- **SA Dies** are used for thin stainless material (1.0-2.3mm), **SB Dies** are used for thick stainless material (3.0-5.0mm)
- **CB Dies** are for the B sides of channel bars

J HOLE MAKING & BENDING

www.specialisedforce.com.au



PUNCH & DIE SETS FOR DIAMOND HANDY PUNCHERS

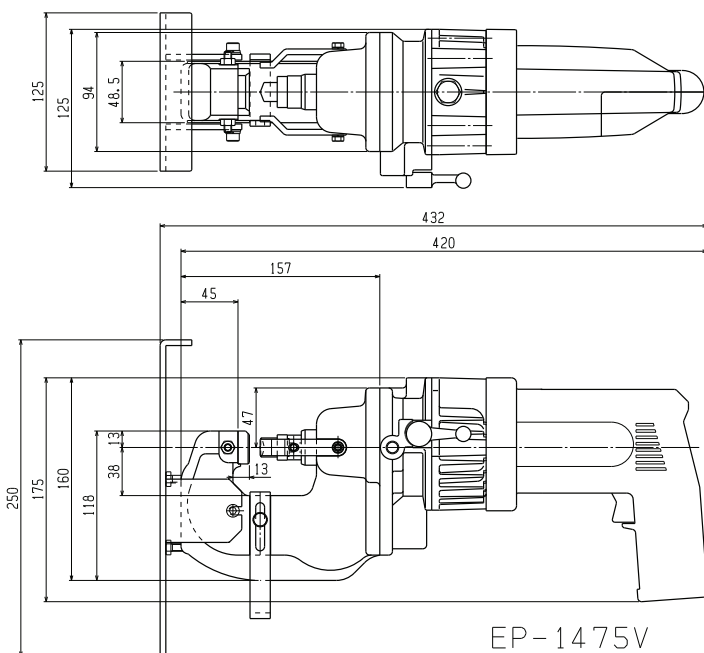


EP-1475V

Elliptical hole				
Size	Punch	B Die	A Die	CB Die
4.5x9	4P1118		4P1178	
5.5X11	4P1119		4P1179	
6.5X10	4P1120	4P1200	4P1180	
6.5X13	4P1121	4P1201	4P1181	4P1201C
8.5X13	4P1122	4P1202	4P1182	
9X13.5	4P1124	4P1204	4P1184	4P1204C
10X15	4P1126	4P1206	4P1168	
11X16.5	4P1128	4P1208	4P1188	4P1208C



Round hole						
Size	Punch	B Die	A Die	CB Die	SB Die	SA Die
3.4	4P1096		4P1156			
4.2	4P1097		4P1157			
5.0	4P1098		4P1158			
5.5	4P1099	4P1159B	4P1159A			
6.0	4P1100	4P1160	4P1140			
6.5	4P1101	4P1161	4P1141		4P1240	4P1220
8.0	4P1102	4P1162	4P1142		4P1241	4P1221
8.5	4P1103	4P1163	4P1143	4P1163C	4P1242	4P1222
9.0	4P11030	4P11635	4P11435	4P11635C		
10.0	4P1104	4P1164	4P1144		4P1243	4P1223
11.0	4P1105	4P1165	4P1145	4P1165C	4P1244	4P1224
12.0	4P1106	4P1166	4P1146	4P1166C	4P1245	4P1225
13.0	4P1107	4P1167	4P1147		4P1246	4P1226
14.0	4P1108	4P1168	4P1148	4P1168C	4P1247	4P1227
15.0	4P1109	4P1170	4P1149	4P1169C	4P1249	4P1228



EP-1475V

NOTE

- **A Dies** are used for thin material (1.6-3.2mm)
- **B Dies** are used for thick material (3.2-6.0mm)
- **SA Dies** are used for thin stainless material (1.0-2.3mm),
- **SB Dies** are used for thick stainless material (3.0-5.0mm)
- **CB Dies** are for the B sides of channel bars

GREENLEE COBALT STEP BITS (MADE IN USA)

Greenlee's XT Series Cobalt Step Bits are engineered for maximum life in stainless steel but also cuts mild steel, copper, brass, aluminium, fibreglass, plastic, wood and laminates. The dual-flute design and split point tip eliminates walking makes for faster drilling with less force. High speed cobalt steel maximises heat and abrasion resistance, the steam oxide finish runs cooler and extends the life of the bit. New split point tip penetrates 3.5mm stainless steel in 10 seconds.



Model No	Max Material Thickness (mm)	Minimum Chuck Size (mm)	# Steps	Length (mm)	Hole Size (mm)	Hole Size (")
05789	3.5 Stainless Steel	9.5 (3/8")	13	78.2	3.2, 4.0, 4.8, 5.6, 6.4, 7.1, 7.9, 8.7, 9.5, 10.3, 11.1, 11.9, 12.7	1/8, 5/32, 3/16, 7/32, 1/4, 9/32, 5/16, 11/32, 3/8, 13/32, 7/16, 15/32, 1/2
05790			12	84.1	4.8, 6.4, 7.9, 9.5, 11.1, 12.7, 14.3, 15.9, 17.5, 19.1, 20.6, 22.2	3/16, 1/4, 5/16, 3/8, 7/16, 1/2, 9/16, 5/8, 11/16, 3/4, 13/16, 7/8
05792			3	87.4	12.7, 22.2, 28.6	1/2, 7/8, 1-1/8
05793			Kit All Above	Kit All Above	All Above	All Above

KWIK STEPPER STEP BITS FOR MILD STEEL



FEATURES

- Unique split-tip design penetrates through steel faster.
- Resists walking or skidding, even on round surfaces.
- Balanced, double-flute construction requires less pressure, does the work for you.
- Designed and manufactured in USA.

Model No.	Description
35884	Kwik Stepper Step Bit Kit (See below for contents)
03607	Kwik Stepper Step Bit Kit (See below for contents)

Model No.	Description	03607 Kit	35884 Kit
34401	12.7mm Multi-Hole Step Bit	✓	✓
34403	22.2mm Multi-Hole Step Bit	✓	✓
30008	28.6mm Multi-Hole Step Bit		✓
35936	Plastic Case	✓	✓

STEP BITS FOR MILD STEEL, PLASTICS, ETC NOT RECOMMENDED FOR STAINLESS STEEL



SPECIFICATIONS

Single Hole Bits are designed to drill one indicated hole size through a series of steps from bit to tip size. Multi-hole bits allow you to drill a hole in any of the stated diameters

mm	12.7	12.7	12.7	12.7	20.6	22.2	22.2	28.6	34.9	9.7	30.5	32.5
Step Bit Hole Type	Single	Single	Multi	Multi	Multi	Multi	Multi	Multi	Multi	Multi	Multi	Multi
Inch	mm	34410	34401	36402	30005	34411	34403	30008	36414	36018	36020	36022
1/8	3.2		✓									
5/32	4.0		✓									
3/16	4.8		✓	✓	✓		✓					
7/32	5.6		✓									
1/4	6.4		✓	✓	✓		✓					
9/32	7.1		✓									
5/16	7.9		✓	✓	✓		✓					
11/32	8.7		✓									
3/8	9.5		✓	✓	✓		✓					
0.382	9.7									✓		✓
13/32	10.3		✓									
7/16	11.1		✓	✓	✓		✓					
15/32	11.9		✓									
0.492	12.5											✓
1/2	12.7	✓	✓	✓	✓		✓	✓				
9/16	14.3				✓		✓					
0.598	15.2											✓
5/8	15.9				✓		✓					
0.638	16.2											✓ISO-16
11/16	17.5				✓		✓					
0.732	18.6											✓
3/4	19.1				✓		✓					
0.803	20.4											✓
13/16	20.6				✓		✓					✓ISO-20
7/8	22.2					✓	✓	✓	✓			
0.886	22.5											✓
1.00	25.4											✓ISO-25
1.114	28.3											✓
1-1/8	28.6							✓	✓			
1.201	30.5								✓			
1-7/32	31.0								✓			
1-1/4	31.8								✓			
1.280	32.5											✓ISO-32
1-3/8	34.9								✓			
Overall Length (mm)		47.6	85.7	87.3	87.3	61.9	90.5	74.6	79.4	47.6	95.3	85.7
Minimum Chuck Size (mm)		9.5	9.5	9.5	9.5	9.5	9.5	9.5	9.5	9.5	9.5	9.5
Max Material Thickness (mm)		3.5	3.5	9.5	3.5	3.5	3.5	3.5	3.5	3.5	6.4	6.4
Bit Extension		901	901	901	901	-	-	-	-	901		



J HOLE MAKING & BENDING

www.specialisedforce.com.au

COMBINATION DRILL/TAP BITS (MADE IN THE USA)


FEATURES

- Drill, Tap, and Countersink in one easy to use bit.
- Tap holes up to 4X's faster than traditional methods.
- One-piece Drill/Tap design ensures proper hole size for threaded tap size.
- Available in kits and individual bits metric and imperial thread sizes.
- Constructed of hardened High Speed Steel.
- Long length Drill/Tap Bits tap up to 12.7 mm (1/2") thick material.
- Split-tip drills fast and resists walking.
- Back tapered beyond tap to prevent thread damage.
- Quickly deburrs and countersinks threaded hole.
- Fast, secure 1/4" Quick-Change hex shank.
- Quick-Change adapter included in Standard Length, Long Length, and Metric Drill/Tap Kits.
- For best results, use cutting oil with all Drill/Tap bits.



SPECIFICATIONS

Model No.	Description	17620 DTAPKIT	12151 DTAPKITM
Kits			
12151	M3-M10, 6 Piece Drill/Tap Set		✓
17620	6-32 to 1/4-20 6 Piece Drill Tap Set	✓	
Individual & Replacements			
17611	6-32UNC	✓	
17612	8-32UNC	✓	
17613	10-24UNC	✓	
17614	10-32UNC	✓	
17615	12-24UNC	✓	
17616	1/4-20UNC	✓	
11627	5/16 x 18UNC		
11628	3/8-16UNC		
12160	M3 x 0.50		✓
12161	M4 x 0.70		✓
12162	M5 x 0.80		✓
12163	M6 x 1.00		✓
12164	M8 x 1.25		✓
12165	M10 x 1.50		✓



To extend the life of your tool, use Cutting/Threading Oil.

IMPACT AUGER BITS

FEATURES

- Especially designed for Australian hardwood
- Preferred by major Australian utilities
- Ideal for power poles, bridges and wharfs
- Manufactured from high grade alloy steel
- Individually packaged in plastic protective tube
- Vigorously tested under Australian conditions
- Can be resharpened
- Also available in tungsten tipped
(Add 'TT' to standard Model No. below)

Bushranger Augers are designed with a tough fast-cutting specially hardened leadscrew and side cutting edges offering the longest tool life and lowest cost-per-hole.

Designed for rugged heavy duty boring jobs in all types of hardwood. Used for utility poles, timber bridges and for pest control applications. Precision machined on absolute centres for easy smooth boring (no wobble). 7/16" hex shank for quick change chuck or standard keyed chuck.



BUSHRANGER



Model Number	Size OD (mm)	Length (mm)
STMSF808X200	8	200
STMSF810X200	10	200
STMSF811X225	11	225
STMSF812X225	12	225
STMSF812X457	12	457
STMSF814X225	14	225
STMSF814X457	14	457
STMSF814X600	14	600
STMSF815X225	15	225
STMSF816X225	16	225
STMSF816X457	16	457
STMSF816X600 SPC*	16	600
STMSF818X225	18	225
STMSF818X457	18	457
STMSF818X600	18	600
STMSF819x600	19	600

Model Number	Size OD (mm)	Length (mm)
STMSF820X225	20	225
STMSF820X457	20	457
STMSF820X600	20	600
STMSF822X225	22	225
STMSF822X457	22	457
STMSF822X600	22	600
STMSF822X900	22	900
STMSF825X457	25	457
STMSF825X600	25	600
STMSF825X900	25	900
STMSF826x225	26	225
STMSF826X457	26	457
STMSF829X457	29	457
STMSF829X600	29	600
STMSF832X600	32	600
STMSF838X457	38	457

* "SPC" Model specifically improved design for Australian Hardwood Pole Inspection drilling

**D'VersiBIT SYSTEM
(MADE IN THE USA)**



FEATURES

A new twist to an old problem.

These flexible steel drill bits are the right tools for installing wire or cable inside existing walls.

It bends to meet your needs!

Fishing wire or cable through existing walls used to be frustrating and time-consuming, but the D'VersiBIT has made it as simple as bowing the spring steel shaft in the direction you want to drill and turning on the power. Proven in the field to deliver accurate and professional results in many applications. Bits range from 4.8 to 25.4 mm in diameter and in shaft length from 304.8 to 1828.8 mm.

The D'VersiBIT System makes it possible to easily accomplish even complex installations. This patented system attaches a quality drill bit to a long flexible spring steel shaft. When used with the Placement Tool, this flexibility makes it possible to easily manipulate the bit within walls. After drilling, attach a D'VersiGRIP to the hole in the drill and pull wire or cable back through the wall.



TECHNICAL INFORMATION

Type A, Auger



Type B, Combination with Screw Point



- Wood-type auger bit with screw point.
- Pulls itself through wood, avoids walking or skidding.
- Excellent for drilling in soft woods or through thin sections.
- Slow back-taper allows for easy retrieval.

- For aggressive chip removal in many types of woods.
- Screw point for easy starting and pulling through wood.
- With screw point removed, this bit can be ground to function like a standard combination bit.

SPECIFICATIONS

Bit Diameter	Colour Code	Shaft Length	Shaft Diameter	Type A Auger Model No.	Type B Combination with Screw Point Model No.
mm		mm	mm		
6.4		914	4.0	-	-
6.4		1371	4.0	-	-
6.4		1828	4.0	-	-
9.5		1371	4.8	38068	38093
9.5		1828	4.8	38069	38094
12.7		914	4.8	38072	38097
12.7		1371	4.8	38073	38098
12.7		1828	4.8	38074	38099
14.3		1371	4.8	38078	38103
14.3		1828	4.8	38079	38104
19.1		914	6.4	38082	-
19.1		1371	6.4	38083	-
19.1		1828	6.4	38084	-
25.4		1371	6.4	38088	-
25.4		1828	6.4	38089	-

Bits are colour coded (Blue, Black, Green, Orange, Red & White)

J HOLE MAKING & BENDING

www.specialisedforce.com.au

D'VersiBIT® STARTER KIT DBITKIT

FEATURES

- All the tools to complete a typical wiring job.
- Includes **38103** bit, **38350** placement tool and **12792** pulling grip.

SPECIFICATIONS

Model No.	Description
01630	D'VersiBITR Kit with 14.3mm (9/16") Bit, Placement Tool and Grip for Pulling 12.7mm (1/2") OD Wire



D'versiBIT



QUICK CONNECT EXTENSIONS AVAILABLE UPON REQUEST

FEATURES

- Flexible shaft allows easy access to difficult and tight areas
- Convenient 1/4" quick connect receiver accepts most standard quick change accessories.
- Multiple extensions can be easily joined to create the perfect length for any job.
- Capacity: Any 1/4" quick change accessory 3/4" diameter and under.



CONTACT US FOR MORE DETAILS

D'VersiBIT ACCESSORIES (MADE IN USA)

QUICK CONNECT EXTENSIONS

- Flexible shaft allows easy access to difficult and tight areas
- Convenient 1/4" quick connect receiver accepts most standard quick change accessories.
- Multiple extensions can be easily joined to create the perfect length for any job.
- Capacity: Any 1/4" quick change accessory 3/4" diameter and under.

Model No.	Description	METRIC (mm)	CAPACITY (kg)	Wt (g)
12413	Extension, Quick Change 3/16x18"	4.8x457	-	113
12415	Extension, Quick Change 3/16x36"	4.8x914	-	181
12791	Grip, Quick Change 3/8x1/4"	9.5x6.4	45	18
12792	Grip, Quick Change 1/2x1/4"	12.7x6.4	45	22
12793	Grip, Quick Change 3/4x1/4"	19.1x6.4	45	27
12417	Bit, Auger, Quick Change 3/4A	19.1	-	272
12411	Quick Change Extension System Kit	-	-	1000

EXTENSIONS

- Sizes for 3/16" (4.8 mm) and 1/4" (6.4 mm) diameter shafts.
- Connect to chuck end of D'VersiBITR shaft to increase the length of the bit.

SIZING

- 38686 (3XT 54) - connecting end diameter 7/16" (11.1 mm)
- 38689 (4XT 54) - connecting end diameter 5/8" (15.9 mm)

Model No.	Shaft Diameter	Length
38686	3/16" (4.8 mm)	1,371.6
38689	1/4" (6.4 mm)	1,371.6

MODEL NO. 38350 PLACEMENT TOOL 712P

- Used to position all bit and shaft sizes
- Allows placement of the drill bit at any point within the wall.
- Helpful in judging where the bit will be during drilling to avoid accidentally drilling through the wall.
- Useful for vertical and horizontal placements.



WIRE & CABLE PULLING GRIPS

- For pulling wire, cable or fish tape through walls
- Grip can attach to standard D'VersiBIT or to any standard 1/4" Quick Connect adapter.
- Swivel design reduces twisting.
- Mesh design holds wire or cable during pull.
- Capacity: 45kg pulling force.



Model No.	Shaft Diameter	METRIC (mm)
12791	Quick Change Grip for Pulling Single Wire with 3/8" to 1/2"	9.5-12.7
12792	Quick Change Grip for Pulling 1/2" OD Wire with 1/2" to 9/16"	12.7 OD Wire/12.7-14.3
12793	Quick Change Grip for Pulling 3/4" OD Wire with 3/4" to 1"	19.1 OD Wire/19.1-24.4

J HOLE MAKING & BENDING

www.specialisedforce.com.au



MAGNETIC DRILLS HMD SERIES (MADE IN USA)

Trak-Star offers three magnetic drills for holemaking.

The Low profile HMD130 is ultra-lightweight and easily fits into tight areas.


The HMD904 is the best all round drill for general fabrication.

The powerful HMD917 makes large deep holes in heavy duty fabrication environments.


MODEL HMD130 ULTRA LOW PROFILE MAGNETIC DRILL

Features	Specifications	
 <p>Ultra Low Profile lightweight right angle drill with large capacity. Patented quill feed arbor for smooth cuts and minimal maintenance. Uses RotaLoc Plus™ annular cutters which requires no tools for installation or removal. Pilot light; positive slug ejection; high torque gearing and lift detector safety system. Feed handle switches easily from side to side. Ratchet can be used in place of feed handle. Rear mounted controls. Carrying handle. Carrying Case included. Two year warranty.</p>	Electric	230VAC, 50Hz, 4.5A, 1035W
	Motor	4A, 450RPM
	Diameter (mm)	12-35
	Depth (mm)	25
	Cutter/Mount	Rotaloc Plus
	Dimensions (mm)	170H x 171W x 373L
	Magnet	
	Base (mm)	102W x 229L
	Power	
	25mm Plate (kg)	Dead Lift: 982
	9.5mm Plate (kg)	Dead Lift: 544
Weight (kg)	10.8	

MODEL HMD904 MAGNETIC DRILL

Features	Specifications	
 <p>Large 38mm x 50mm capacity. Uses Mag Drill Annular Cutters. Positive slug ejection. Durable and powerful magnet. Wide range of accessories are available. Feed handles quickly change from side to side. Lift detector safety system with rear mounted controls. Gravity fed coolant system. Carrying case included with one year warranty.</p>	Electric	230VAC, 50Hz, 9A, 1035W
	Motor	8A, 450RPM
	Diameter (mm)	12-38
	Depth (mm)	50
	Cutter/Mount	19mm Shank Annular Cutters
	Dimensions (mm)	416H x 183W x 210L
	Magnet	
	Base (mm)	102W x 178L
	Power	
	25mm Plate (kg)	Dead Lift: 794 Drillpoint Breakaway: 433
	9.5mm Plate (kg)	Dead Lift: 594 Drillpoint Breakaway: 322
Weight (kg)	12.5	

MODEL HMD917 MAGNETIC DRILL



Features	Specifications		
 <p>Large 60mm x 76mm capacity. Powerful high torque motor and two-speed gear box. Pilot light. Two-stage magnet - 30% increase in power when motor is turned on. Uses Mag Drill Annular Cutters. Positive slug ejection. Feed handles quickly change from side to side. Lift detector safety system. Rear mounted controls. Gravity fed coolant bottle supplied. Carrying case included with two year warranty.</p> <p>Swivel Base adds even greater versatility: Precisely line up your pilot with the holes centre location. One stroke lock and unlock handle. Great for horizontal, overhead, tight areas, and getting out over another piece of steel. Patented.</p>	Electric	230VAC, 50Hz, 6.75A, 1553W	
	Motor	6.25A, 250/450RPM	
	Diameter (mm)	12-60	
	Depth (mm)	76	
	Cutter/Mount	19mm Shank Annular Cutters	
	Dimensions (mm)	656H x 208W x 325L	
	Swivel Area (mm)	28.5W x 34.9L	
	Magnet		
	Base (mm)	89W x 197L	
	Power		
	Magnet	25mm Plate (kg)	Dead Lift: 1082 Drillpoint Breakaway: 585
		9.5mm Plate (kg)	Dead Lift: 742 Drillpoint Breakaway: 374
	Swivel Magnet	25mm Plate (kg)	Dead Lift 1125 Drillpoint Breakaway Forward: 473, Back: 552
		9.5mm Plate (kg)	Dead Lift 808 Drillpoint Breakaway Forward: 361, Back: 484
	Weight (kg)	20.9	
Weight (Swivel) (kg)	22.7		

J HOLE MAKING & BENDING

www.specialisedforce.com.au

ANNULAR CUTTERS FOR HMD SERIES (MADE IN USA)



		
HMD904 & HMD917 Annular Cutters	HMD130 Annular Cutters	Pilots
Trak-Star Annular Cutters for magnetic drills and many competitive brands. These tools feature an aggressive tooth geometry for faster cutting. They are made from high quality hardened M2 HSS and have a 3/4" two flat shank.	RotaLoc Plus Annular Cutters are made from hardened M42 HSS and feature the quick change shank for fast tool change outs. 25mm depth.	The pilot serves three functions when used with "12,000 Series" cutters in a portable magnetic drill; 1) Locate the holes centre point, 2) Initiate coolant flow to the centre of the tool, 3) Eject the slug at the end of the cut. Always use a sharp pilot for best results. For use with the HMD series magnetic drills.

ANNULAR CUTTERS FOR HMD904 & HMD917

25mm Model No.	50mm Model No.	76mm Model No.	Cutter OD (mm)	Decimal Equivalent
Pilot Model No.				
10531	10532	-	12	0.4724
12312	12412	-	12	0.4724
Pilot Model No.				
10533	10534	-	13	0.5118
12313	12413	-	13	0.5118
12314	12414	-	14	0.5512
12315	12415	-	15	0.5906
12316	12416	-	16	0.6299
12317	12417	-	17	0.6693
12318	12418	-	18	0.7087
Pilot Model No.				
10527	10528	24131	19	0.748
12319	12419	12519	19	0.748
12320	12420	12520	20	0.7874
12321	12421	12521	21	0.8268
12322	12422	12522	22	0.8661
12323	12423	12523	23	0.9055
12324	12424	12524	24	0.9449
12325	12425	12525	25	0.9843
12326	12426	12526	26	1.0236
12327	12427	12527	27	1.063
12328	12428	12528	28	1.1024
12329	12429	12529	29	1.1417
12330	12430	12530	30	1.1811
12331	12431	12531	31	1.2205
12332	12432	12532	32	1.2598
12333	12433	12533	33	1.2992
12334	12434	12534	34	1.3386
12335	12435	12535	35	1.3779
12336	12436	12536	36	1.4173
12337	12437	12537	37	1.4567
12338	12438	12538	38	1.4961
12339	12439	12539	39	1.5354
12340	12440	12540	40	1.5743
12341	12441	12541	41	1.6142
12342	12442	12542	42	1.6535
12343	12443	12543	43	1.6929
12344	12444	12544	44	1.7323
12345	12445	12545	45	1.7717
12346	12446	12546	46	1.811
12347	12447	12547	47	1.8504
12348	12448	12548	48	1.8898
12349	12449	12549	49	1.9291
12350	12450	12550	50	1.9685
12351	12451	12551	51	2.0079
12352	12452	12552	52	2.0472
12353	12453	-	53	2.0866
12354	12454	-	54	2.1260
12355	12455	-	55	2.1654
12356	12456	-	56	2.2047
12357	12457	-	57	2.2441
12358	12458	-	58	2.2835
12359	12459	-	59	2.3228
12360	12460	-	60	2.3622

ANNULAR CUTTERS FOR HMD130

Model No.	Cutter OD (mm)	Decimal Equiv.
17900	12	0.4724
17902	13	0.5118
17904	14	0.5512
17906	15	0.5906
17908	16	0.6299
17910	17	0.6693
17911	17.5	0.6890
17912	18	0.7087
17914	19	0.748
17916	20	0.7874
17918	21	0.8268
17920	22	0.8661
17922	23	0.9055
17924	24	0.9449
17925	24.5	0.9645
17926	25	0.9843
17928	26	1.0236
17929	26.5	1.0433
17930	27	1.063
17932	28	1.1024
17934	29	1.1417
17936	30	1.1811
17938	31	1.2205
17940	32	1.2598
17942	33	1.2992
17944	34	1.3386
17946	35	1.3779

PILOT FOR HMD130

Model No.	Description
17810	Standard Pilot for HMD130

PILOTS FOR HMD904 & HMD917

Model No.	Description
10527	25.4mm D.O.C. Pilot (16mm - 60mm)
10528	50.8mm D.O.C. Pilot (16mm - 60mm)
10531	25.4mm D.O.C. Pilot (12mm - 15mm)
10532	50.8mm D.O.C. Pilot (12mm - 15mm)
10533	25.4mm D.O.C. Pilot (13mm - 18mm)
10534	50.8mm D.O.C. Pilot (13mm - 18mm)
24131	76.2mm D.O.C. Pilot (19mm - 52mm)

MODEL No. BE32AUS MANUAL CONDUIT BENDER (MADE IN UK)

FEATURES

The BE32AUS Conduit Machine will bend 16mm, 20mm, 25mm and 32mm galvanised and black enamel conduit. The formers are precision machined aluminium for improved accuracy and ease of use throughout the bend. The BE32AUS Conduit Machine is supplied with a quality pipe vice and carrying handle for ease of transportation also an extension lever is provided for extra leverage required for bending larger diameter conduit. When not in use the extension lever can be stored neatly on the side of the machine The BE32 Conduit Machine is manufactured in the UK by the last British manufacturer of the Hilmor brand of pipe bending machines spares and accessories.

SPECIFICATIONS

Capacity	16mm, 20mm, 25mm, & 32mm OD Electrical Steel and PVC Conduit*
Includes	Vice 16/20/25/32mm Formers.
Packed Weight	34kg
Packed Dimensions	113 x 54 x 22cm (LxWxH)

REFER NEXT PAGE FOR SF16-32 CONDUIT THREADER KIT



Capacity –16-32mm Ø
*Steel Electrical Conduit 2.0mm thick and under all PVC conduits

DETAILS

- Used in electrical installation
- Precision machined aluminium formers
- Bends 16mm, 20mm, 25mm and 32mm conduit with included formers
- Pipe vice and extension lever included

SPARE PARTS



Model No. **BVICE2** 2"/50mm Pipe vice



BLP



BLP

Model No. **BLP** Bending lever pin
BCP Centre pin



Model No. **B32F** 32mm Conduit former
Model No. **B25F** 25mm Conduit former
Model No. **B20F** 20mm Conduit former
Model No. **B16F** 16mm Conduit former



Model No. **BDP** Repeat bend attachment (Supplied with bolts and pins (not shown))



Model No. **BTS** Tube stop and clip



Model No. **BRC** Retaining clips x5



Model No. **BSPCA** Safety Chain Assembly



Model No. **BGR** Grooved roller



Model No. **BUNIBL** Universal bending lever



Model No. **BPVJ** Pipe vice jaw set

**MODEL NO. SF16-32 METRIC THREADING KIT FOR STEEL CONDUIT
 (MADE IN JAPAN)**

Metric conduit external end threading kit, often referred to as "Warragul Dies" these kits are used for cutting taper pipe. Contains rugged construction ratchet die holder, ideal for operation in confined spaces. Dies manufactured from carbon alloy steel.



Model No	Dies & Die Guides Included for Metric Threads (mm)	Threading Details	Kit Contents	Kit Dimensions LxWxH (mm)	Kit Weight (kg)
SF16-32	16, 20, 25 & 32	22R Metric Conduit @ 1.5mm Pitch	<ul style="list-style-type: none"> • 1 x Steel Carry Case • 1 x Warragul Ratchet • 4 x Cutting Dies • 4 x Die Guides 	370x135x85	6.7


MODEL No. SL-ND/CB BATTERY HYDRAULIC CABLE BENDER (MADE IN JAPAN)



BATTERY TOOL FEATURES

- New Pull-Pin Design for Quick Jaw Change
- Bright White, LED Lights for Working in Low Light Conditions
- Audible Bypass when Predetermined pressure is Achieved
- Tested Up To 75kV

SPECIFICATIONS

Weight	6.55 kg
Size	178L x 356W x 556H mm
Bending capacity	25.4mm OD
Head attachment	

The SL-ND/CB is the first of its kind in the electrical utility industry in battery powered cable bending. The SL-ND/CB utilizes the pull-pin design, allowing technicians to change jaws from compression, to cutting, to cable bending. The SL-ND/CB is just one of the many ergonomic solutions, provided by Izumi, to help reduce strains and sprains associated with the daily tasks of a powerline technician. The SL-ND/CB has several different settings, so the tool can be used on conductor in a variety of sizes. Featuring a low profile, the SL-ND/CB can be used in a variety of close-quarter environments; such as underground vaults, meter bases and substation applications and wherever cable bending is required.

NOTE: Contact cable manufacturer for specified cable bending radii and cable bending requirements.

Model No.	Description
SL-ND/CB(BB)	Tool, Bending Head Attachment, 2 Li-Ion Batteries, Charger (AC/DC) & Case
SL-ND(BB)	Tool, 2 Li-Ion Batteries & Case Only (No heads)
SL-ND	Tool & Case Only (No battery or heads)
SL-CB	Bending Head Attachment Only
BP-80LI	Lithium-Ion Battery 14.4VDC Only
CH100	Charger AC/DC (230VAC/12-24VDC)



SL-CB BENDING HEAD

Tool sold separately

SL-ND TOOL



SCAN & PLAY

Refer pages 18–20 for battery & charger details
Refer page 26 for Crimping Heads and Cutting Head


MODEL No. SL-ND/CB BATTERY HYDRAULIC CABLE BENDER INSTRUCTIONS



BENDING WITH THE SL-CB

1. Install the SL-CB into the Izumi SL-ND compression tools.
2. Adjust the rollers to the position most appropriate for the cable that is going to be bent.
 There are multiple positions the rollers can be placed in (**GREEN BELOW**). The attached pictures are to be used simply as an approximate guide for reference. The rollers do not have to be re-positioned (**RED BELOW**).
3. Use caution as not to bend the cable in a radius too tight that it may damage insulation or conductor. Typically, a bend radius should be approximately 12 times the diameter of the cable itself. A 25.4mm diameter cable should have a 305mm radius bend. (NOTE: It is recommended to consult the manufacturer of the cable to obtain necessary cable bending radius before attempting to operate the SL-CB.)
4. Position the cable between rollers and bending shoe at the center of where the radius is to begin. Advance the jaws to begin the bend, again using caution and not allowing the bend to become too sharp. The tool can be stopped at any time during the operation and released.
5. Continue to work the cable to the proper bend radius by moving the bending jaw in 75mm to 150mm increments down the cable and advancing the jaw to bend.

ROLLER POSITIONING



PB SERIES HYDRAULIC PIPE BENDERS (MADE IN JAPAN)



FEATURES

The PB-10N & PB-15N Benders were designed to bend various sizes and various thickness of steel pipes without wrinkles.

An aluminium alloy frame makes this bender lighter so that it can be easily carried to the job site.

Bending shoes are designed to bend gas pipe or steel electrical conduit - listed in the charts below. For use with any 700-bar hydraulic single-acting high-pressure pump. **Refer Section "C" of the Electrical catalogue.**

PLEASE NOTE: Hydraulic Pump & Bending shoes are sold separately - unless otherwise indicated


SUITABLE CONDUITS & PIPES

Model No.	PB-10N	PB-15N
Thin steel conduit (A)	A15 (5/8", 16mm) to A51 (2", 50mm) to 90° in one shot	A15 (5/8", 16mm) to A51 (2", 50mm) to 90° in one shot
Gas Pipe (SGP)	SGP15 (1/2", 21.3mm) to SGP50 (2", 60.3mm) to 90° in one shot	SGP15 (1/2", 21.3mm) to SGP100 (4", 114.3mm)

SPECIFICATIONS

Model No.	PB-10N	PB-15N
Capacity	15-50mm (1/2 - 2") Nominal Bore Pipe	15-100mm (1/2 - 4") Nominal Bore Pipe
Oil volume required	400cc	595cc
Output force	108kN	162kN
Ram stroke	250mm	250mm
Size	780mm Wide	900mm Wide
Weight	18.6kg (W/O PIVOT SHOES and BENDER SHOE)	28.8kg (W/O PIVOT SHOES and BENDER SHOE)
INCLUDES:	Frame, Cylinder, Pivot shoes (2 pieces) and Angle gauge	Frame, Cylinder, Pivot shoes (2 pieces) and Angle gauge

HINGED TOP PLATE



MODEL NO.
PB-10N
PB-10N INC FORMERS**

HINGED TOP PLATE



MODEL NO.
PB-15N

BENDING SHOES STEEL CONDUIT

Model No.	(mm) OD	Suits Model
A15	15.9	PB10N/15N
B16	21.0	PB10N/15N
A25	25.4	PB10N/15N
A31	31.8	PB10N/15N
B36	41.9	PB10N/15N
A51	50.8	PB10N/15N
*A63	63.5	PB15N
*A75	76.2	PB15N

* Segmented bending required to produce a 90° bend

BENDING SHOES GAS PIPE

Model No.	(mm) OD	Suits Model
**SGP-15 - 1/2" GAS	21.3	PB10N/15N
**SGP-20 - 3/4" GAS	26.9	PB10N/15N
**SGP-25 - 1" GAS	33.7	PB10N/15N
**SGP-32 - 1 1/4" GAS	42.2	PB10N/15N
**SGP-40 - 1 1/2" GAS	48.3	PB10N/15N
**SGP-50 - 2" GAS	60.3	PB10N/15N
*SGP-65 - 2 1/2" GAS	76.3	PB15N
*SGP-80 - 3" GAS	89.1	PB15N
*SGP-90 - 3 1/2" GAS	101.6	PB15N
*SGP-100 - 4" GAS	114.3	PB15N

J HOLE MAKING & BENDING

www.specialisedforce.com.au

BUS BAR EQUIPMENT



HYDRAULIC BUS BAR CUTTER



Model No.	BBC-125	BBC-150
Working Pressure (Bar)	700	700
Output (Tonnes)	10	35
Weight (kg)	16	35
Bus Bar Capacity Cu & Al (mm)	125 x 12	150 x 15

HYDRAULIC BUS BAR BENDER



Model No.	B-200
Output (Tonnes)	11
Weight (kg)	20
Bus Bar Capacity (mm)	200 x 10 Cu 200 x 16 Al
Former Bending Radius (mm)	8 + 12 Cu 30 + 48 Al
Maximum Bending Angle	90° (Optional 90° Bending Block and 12mm former for bending repeat 90° bends is also available – Model No. B200/90)

HYDRAULIC BUS BAR BENDER - TRIS WORK UNIT



Model No.	9046
Output (Tonnes)	30
Pressure (Bar)	700
Weight (kg)	192
Bus Bar Capacity (mm)	Punches bars up to 15 Cuts bars up to 160x15 Bends bars up to 200x20
Dimensions (mm)	1200 L x 700 W x 520 H
Adjustable Stroke (mm)	65
Supplied with	1m Rule, Set of Adaptors

Contact SF for more detail

ASSOCIATED EQUIPMENT



DSP-120 230V ELECTRIC HYDRAULIC PUMP

Refer page 110 for more detail (also refer pages 106–112 for other pumps)



SH-70B HYDRAULIC BUS BAR PUNCH

Refer to page 342

J HOLE MAKING & BENDING

www.specialisedforce.com.au



DIGITAL, ELECTRIC & MANUAL PIPE BENDERS (MADE IN ITALY)

CBC pipe bending machines are of high quality. Specialised Force stock units and carry many accessories and parts throughout Australia.

Pipe Type	9200121.5 (UNI42A) DIGITAL		9200150.5 (UNI42A) ELECTRIC		9200005.1 (UNI42) MANUAL		9200345.5 (UNI60A) DIGITAL		9200350.4 (UNI60A) ELECTRIC	
	∅ mm	Thick mm	∅ mm	Thick mm	∅ mm	Thick mm	∅ mm	Thick mm	∅ mm	Thick mm
Hard & Soft Cu, Annealed Brass	42	1.5	42	1.5	42	1.5	54	2	54	2
Steel Conduit	40	1.5	40	1.5	40	1.5	50	1.5	50	1.5
S/S AISI 304/316	30	2.0	30	2.0	30	2.0	35	3	35	3
Hydraulic Steel ST. 35.4	42	3.0	42	3.0	42	3.0	48	4	48	4
Furniture	42	3.0	42	2.0	42	2.0	48	3	48	3
FE Boiler	42	3.0	42	3.0	42	3.0	48	3	48	3
Aluminium	42	3.0	42	3.0	42	3.0	54	3	54	3
Gas	31.75 (1-1/4")	Std	31.75 (1- 1/4")	Std	31.75 (1-1/4")	Std	38.1 (1-1/2")	Std	38.1 (1-1/2")	Std
Double Coated Al Pipe	50	Std	50	Std	50	Std	63	Std	63	Std
Standard Bending Radius	R3D & R4D Centre Line Radius									



SCAN
& PLAY



SCAN
& PLAY



9200121.5 (UNI42A) DIGITAL (230V 50Hz)	9200150.5 (UNI42A) ELECTRIC (230V 50Hz)	9200005.1 (UNI42) MANUAL
DESCRIPTION		
UNI 42, electric, an accurate and powerful bending machine able to bend large diameters as well as thin and delicate pipes with optimum and constant bending radius and without any pipe deformation.	UNI 42, electric, an accurate and powerful bending machine able to bend large diameters as well as thin and delicate pipes with optimum and constant bending radius and without any pipe deformation.	UNI 42 manual, an accurate and powerful pipe bending machine able to bend large pipe diameters with optimum and constant bending radius and without any pipe's deformation.
TECHNICAL		
<ul style="list-style-type: none"> - Aluminium body - Motor HP 0,75 230V 50 HZ 2800 RPM - Digital control panel with microprocessor for programming the angle of bend. Capable of storing 9 bending with 9 bend per program. - Low tension electronic schedule (24V) - Electrobrake - Automatic return to stop 	<ul style="list-style-type: none"> - Aluminium body - Motor HP 0,75 230V 50 HZ 2800 RPM - Low tension electronic schedule (24V) - Bending angle regulation - Electrobrake - Automatic return to stop 	<ul style="list-style-type: none"> - Aluminium body - Tempered steel gears on ball bearings - Maximum bending angle 180°
DIMENSIONS (mm)		
520 L x 170 W x 350 H	520 L x 170 W x 350 H	400 L x 200 W x 250 H
WEIGHT (kg)		
35	35	18



DIGITAL & ELECTRIC PIPE & TUBE BENDERS (MADE IN ITALY)



9200345.5 (UNI60A)
DIGITAL (230V 50Hz)

9200350.4 (UNI60A)
ELECTRIC (230V 50Hz)

DESCRIPTION

UNI 60 digital, an accurate and powerful bending machine able to bend large diameters as well as thin and delicate pipes with optimum and constant bending radius and without any pipe deformation.

TECHINCAL

- Aluminium body
- Motor HP 1,30 230V 50 HZ (different voltages on request) 2800 RPM
- Digital control panel with microprocessor for programming the angle of bend. Capable of storing 9 bending with 9 bend per program
- Low tension electronic schedule (24V)
- Bending angle regulation
- Electrobrake
- Automatic return to stop

- Aluminium body
- Motor HP 1,30 230V 50 HZ (different voltages on request) 2800 RPM
- Low tension electronic schedule (24V)
- Bending angle regulation
- Electrobrake
- Automatic return to stop

LARGE RANGE OF FORMERS AVAILABLE. PLEASE VISIT OUR WEBSITE FOR MORE INFORMATION

DIMENSIONS (mm) without stand

520 L x 210 W x 410 H

520 L x 210 W x 410 H

WEIGHT (kg)

60

60

ACCESSORIES



Folding stand.

For UNI 42 (Model No. 000592.1).

For UNI 60 (Model No. 000593.1).

Universal base, necessary for bending with moving plane of bend for **UNI 42** and **UNI 60** (Model No. 000970)

Formers in aluminium or cast-iron complete with ring for bending with standard radius (3 or 4 D centre line radius).



Moving plane of bend complete with plan regulator for **UNI42** & **UNI60**

UNI 42 digital, complete with moving plane of bend and universal base.

Guide is used for bending thin-wall pipes with formers type A-B-C-E-L-H. Rollers used for bending thick wall pipes

CONTACT US FOR MORE DETAILS & SPECIFICATIONS ON FORMERS & GUIDES OR VISIT OUR WEBSITE

BUS BAR FABRICATION (MADE IN GERMANY)

novopress

Model No.	Type	Description
39659	Machine with Accessories & Power Pack	SLB 125 "Package" incl. acc and Power Pack HA 3, includes 3 cutting & punching tools; 3 sets of punches & dies
31425	Optional Accessory	Small step bending tool
31646	Optional Accessory	Large step bending tool
31636	Optional Accessory	Short leg bender
42430	Optional Accessory	Special U-bender 60 mm




SLB

Can be easily dismantled and transported to site



Model No. SLB 125 Three in One Bus Bar Fabricating


Features	Advantages	Technical
<p>The unique SLB 125 three-in-one busbar tool guarantees effortless cutting, bending and punching of aluminium and copper busbars. Whether in the work shop or at the construction site - the basic unit transforms into a cutting, bending- or punching machine within seconds. Busbar fabrication from a single mould: Precise, simple and quick.</p>	<ul style="list-style-type: none"> -Especially robust and stiff frame. -Very high quality cutting, bending and punching. -High operating safety with the built-in safety system. -Lightning-swift tool changes with a minimum of manipulation. -The 150 bar low-pressure system ensures a long service life and very fast cycle times. -Punches copper and aluminium busbars up to 13 mm thick, elongated holes up to 21 x 14 mm and round holes up to 21 mm in diameter. -Busbars bent accurately up to 120° very accurate reproducibility of the set angle. 	<p>Depth 750 mm Width 750 mm Height 1.145 mm Weight 180 kg Operating Pressure 150 bar Force 180 KN Power rating 0.75 kW Voltage 230 V 1~/50 Hz Cutting max. 125 x 13 mm 250 N/mm2 Punching max. ø 21 mm Bending max. 125 x 13 mm 250 N/mm2</p>



Model No. BGD-5eco The Digital Bending Bench

Features	Advantages	Technical
<p>The BGD-5eco sets a new standard for bus bar bending with outstanding precision and speed at economical prices. No other bending machine will match it's range of features and performance at low entry price levels. Equipped with the essential – Digital Angle Encoder – the BGD-5eco offers unsurpassed simplicity and control with full automatic spring back compensation and bending accuracy to 0.2°. Consequently it will vanquish any need for trial bends and significantly reduce cost on faulty bend busbars. On top, the digital stroke encoder minimizes idle movement for the absolute shortest cycle times. Additional accessories like step or edge benders, are also easy and precisely controlled by the digital stroke encoder. The new integrated hydraulic power pack takes bending speeds to new levels – 11.5 seconds* – for a finished 90° bend including full automatic spring back compensation</p>	<ul style="list-style-type: none"> -Unsurpassed bending features at economic price. -Digital Angle Encoder with precision to 0.2°. -Full automatic spring back compensation. -No trial bends. No set up times. -Digital Stroke Encoder for minimum cycle times. -Supplied with built in high performance 3-phase power pack. -Optional step- and edge bending tools, for special bending applications. -Tight L-, U- and Z- bends possible. -Mobile machine on wheels for ease of use. 	<p>Depth 950 mm Width 830 mm Height 1.330 mm Weight 170 kg Operating Pressure 200 bar Force 180 KN Bending capacity max. 160 x 13 mm (6' x 1/2') Bending radius adaptors 7.5, 10, 15 mm Power rating 0.75 kW Voltage 415VAC 3~/50 Hz. Oil _ flow 3.6 l/min. Cycle time* 11.5 sec. Cycle time** (repeat operation) 9.4 sec. Minimum L-Bend 25 mm Minimum U-Bend 60 mm Minimum Z-Bend 70 mm * 90° bend, 120 x 10 mm busbar size, return stroke incl. full automatic spring back compensation. ** 90° bend, 120 x 10 mm busbar size repeated operation.</p>

BUS BAR FABRICATION (MADE IN GERMANY)



SCAN & PLAY



Model No. BGD-5.1 The Digital Bending Bench

Features	Advantages
----------	------------

BGD-5.1 is the ideal bending machine for small series of busbars and individual bending work.

- During bending operation the digital angle measurement with full automatic spring back compensation, will ensure outstanding accuracy of +/- 0.25 degrees.
- The automatic length stop, will travel up to 800 mm, positioning your bus bar within seconds and a precision of 0.5 mm.
- Last but not least, the integrated power pack takes care of convincing cycle times, at only 11.5 sec. for a full 90 degree bend including spring back compensation.

The BGD-5.1 has a USB interface to which optional a PC can be connected.

- There is the possibility to program serial parts either directly on the machine or from your PC.
- No CNC, or whatsoever programming skills are requested, but only the Novobend Software.
- Even complicated busbars can be created using the Software Novobend and are displayed graphically on your PC before starting the initial bending operation.

- Digital angle encoder with precision to +/-0.25 degrees
- Full automatic spring back compensation
- No trial bends. No set up times
- Supplied with built in high performance 3-phase power pack
- Optional step and edge bending tools, for special bending applications
- Tight L-, U- and Z-bends possible
- Programming of serial parts using the Novobend software (optional)
- USB interface for connecting a PC
- Mobile machine on wheels for ease of use

Technical			
Height	1,100mm	Power Rating	0.75kW
Depth	950mm	Voltage	400V 3~/50 Hz
Width	1,630mm	Oil Flow	3.6L/min
Weight	300kg	Cycle Time*	11.5sec
Operating Pressure	200bar	Cycle Time** (Repeat Operation)	9.4sec
Force	180kN	Minimum L-Bend	25mm
Bending Capacity Max.	160 x 13mm	Minimum U-Bend	60mm
Bending Radius Adaptors	7.5, 10, 15mm	Minimum Z-Bend	70mm

* 90° bend, 120 x 10 mm busbar size, return stroke incl. full automatic spring back compensation.

** 90° bend, 120 x 10 mm busbar size repeated operation.

J HOLE MAKING & BENDING

www.specialisedforce.com.au

BUS BAR FABRICATION (MADE IN GERMANY)

PUNCH

Model No.	Description
40800	HSBL-2 DigiPunch 160 (containing punch with digital measuring system, adjustable work-bench, 2 x 2 m conveyor system, supports for conveyors)



novopress

Model No. HSBL-2 DigiPunch 160		
Features	Advantages	Technical
<p>With the brand-new "DigiPunch 160", Novopress offers a new class of busbar punching performance for medium sized Businesses. Wherever ordinary manual punches are insufficient and CNC-controlled machines are too costly, the new "DigiPunch 160" is the ideal mid-size solution. It reduces manufacturing time and cost significantly compared to manual punches at a very modest investment compared to CNC-punches. The very practical configuration with digital metering in X/Y axis and complete conveyors, enables a very efficient and flexible busbar manufacturing.</p>	<p>Significantly reduced manufacturing cost on medium to medium-large output volume. Optimized and speedy workflow through integrated conveyor system and work-bench. No programming or preparatory work required, very short set-up times. Fast and stepless positioning of busbars in X and Y axis, with 0.5 mm accuracy. Switching from absolute- to chain measurement for fast and easy progressive punching.</p>	<p>All necessary components except hyd. power pack and work cylinder are included in delivery. For operation only a regular 230VAC power source is needed. The LCD measuring system works on a permanent battery basis. Possible hydr. Power Packs: HA 1 - ES, HA 3 and HA 4.</p> <p>Length 4.300 mm Width 550 mm Height 1.900 mm Weight 170 kg Operating pressure 150 bar Force 150 KN</p>

POWER PACK

Model No.	Description
32530	Power Pack HA 3
33340	Power Pack HA 3 incl. 24 V controls




Model No.		
Features	Advantages	Technical
<p>Leaders when it comes to switchgear manufacturing. Novopress hydraulic power packs are designed to operate at a low 150 bar over a wide range of applications. This design combines the clear advantages of increased work safety, and long service life for the tool and its attached devices. In addition, these hydraulic power packs are a byword for the high quality associated with all Novopress products.</p>	<p>For heavy duty applications and continuous production, the HA 3 Power Pack, is the professional choice. With a high performance drive and extended oil volume, the HA 3 is the ideal power pack for demanding busbar production, and/or continuous cable assembly. Available with or without 24 V controls for hand operated crimping tools.</p>	<p>Drive 230 V - 750 W, 4 A Weight 26 kg Height 550 mm Length 270 mm Width 260 mm Oil capacity 5.5 l Operation S 3 S 1= Safety class IP 55 Hydraulic hose 2.5 m Operating pressure 150 bar Oil flow 4.0 l/min.</p>

J HOLE MAKING & BENDING

www.specialisedforce.com.au

DURAPAC CATALOGUE

- Specialty Lifting System
- Cylinders
- Hand Pumps
- Electric Hydraulic Power Units
- Air Hydraulic Power Units
- Diesel Power Units
- Hydrostatic Power Units
- System Accessories
- Bolting Solutions
- Pullers
- Bearing Separators
- Hydraulic Cutters
- Maintenance & Repair Kits
- Hydraulic Presses
- Hydraulic Jacks
- Power Lift Air Bags



www.specialisedforce.com.au

CONTACT SPECIALISED FORCE FOR YOUR HARD COPY





SPECIALISED FORCE
HYDRAULIC TOOLS &
SPECIALISED EQUIPMENT
PTY. LTD.



**Safety &
Lighting**



www.specialisedforce.com.au



K. SAFETY & LIGHTING

388–397

NETS – LOAD CONTAINMENT – SSEA	388
NETS – CYCLONE – SSEA	389
DIRT LIFTING TARP & CROSSARM DRILL – ESTEX	390
HEADLAMPS	391
TORCH – SIGNALLER	392
LIGHTING & FLAGS – POLE	393
LIGHTING – EMERGENCY – BATTERY – NIGHTSEARCHER	394
LIGHTING – EMERGENCY WARNING MARKERS – NIGHTSEARCHER	396
LIGHTING – MULTI-FUNCTIONAL & PORTABLE, RECHARGEABLE – NIGHTSEARCHER	397

LOAD CONTAINMENT NETS

Contain packages and loose items in the back of your Truck, Ute or Trailer



Type	11 Sizes Available	Break Force (kg)
POLYETHYLENE (PE)	(Blue) has a Strand & Knotted appearance	68

Model No.	Size (m)
LCNPE1.8X1.5	1.8x1.5
LCNPE1.8X2.4	1.8x2.4
LCNPE2.0X2.4	2.0x2.4
LCNPE2.1X2.1	2.1x2.1
LCNPE2.4X2.4	2.4x2.4
LCNPE2.2X2.6	2.2x2.6
LCNPE2.0X3.0	2.0x3.0
LCNPE2.4X3.0	2.4x3.0
LCNPE4.0X3.0	4.0x3.0
LCNPE5.0X3.0	5.0x3.0
LCNPE6.0X3.0	6.0x3.0
LCN-TIE DOWN	10 ropes per Pack



BLUE NET (PE) SHOWN IN CARRY BAG



TIE-DOWN ROPES AVAILABLE (10 PER PACK) Model No. LCN-TIE DOWN

PLEASE NOTE:

THIS PRODUCT OFFERS EXCELLENT CONTAINMENT, BUT IN NO WAY EXEMPTS THE USE OF ADEQUATE APPROVED RESTRAINT METHODS

ANTL TESTED (AUSTRALIAN NATIONAL TESTING LABORATORY)

Please Contact your Nearest Specialised Force Branch or Visit our Website for a Copy of the Certificate and MSDS.



TIE-DOWNS CAN BE USED TO BUNCH EXCESS NETTING



K SAFETY & LIGHTING

www.specialisedforce.com.au

HEAVY DUTY CYCLONE NETTING

For containment of equipment, materials or debris in the event of a possible storm or cyclone



DETAILS

Cyclones, storms and strong winds can cause severe damage, especially from unsecured items. Minimise the damage and danger to others and property by securing loose equipment with SSEA Cyclone netting.

FEATURES

- UV treated polyethylene construction
- 100 x 100mm square, custom sizing available
- Available in Black (best UV resistance), other colours available upon request (Green & Blue)
- Standard size 10 x 10m, custom sizing available
- In house load tested



ORDERING*

Model No.:	Size	Description	Weight (kg)
LCCN10X10-BK	10 x 10m	Cyclone Net, Black Polyethylene 10 x 10m	19.1
LCCN10X05-BK	10 x 5m	Cyclone Net, Black Polyethylene 10 x 5m	9.6
LCCN05X05-BK	5 x 5m	Cyclone Net, Black Polyethylene 5 x 5m	4.8

* Securing equipment not included or provided

CERTIFIED LOAD CONTAINMENT NETS ALSO AVAILABLE



MODEL No. 2864-8DTR SERIES DIRT LIFTING TARP (MADE IN USA)



FEATURES

- Heavy duty safety orange rip-stop canvas with double stitched reinforced webbing
- Tested to AS3668-1989 Appendix D
- Multi-trip use
- Keeps worksite clean and keeps soil/dirt off pedestrian walkways
- Easily empty boring auger dirt and return dirt to same hole by releasing a single strap during pole change overs
- Folds up for truck compartment storage
- Manufacture Label with Rating/Care/Warning
- Certified, Cyclic Load Tested Over 70 Times!

SPECIFICATIONS

Model No.	2864-8DTR-SF24
Description	600mm Lifting Straps
Dimensions (m)	2.4 x 2.4
WLL (kg)	1350
Colour	Safety Orange



Certified, cyclic load tested over 70 times!



Folded up for easy storage



Laid flat



Manufacture label with rating/care/warning

MODEL No. ME-CAD1 CROSS ARM DRILL

Designed to drill over a king bolt and assist in the removal of wooden crossarms from power poles.

SPECIFICATIONS

Model No.	ME-CAD1
Material	Main Body: High strength precision tube Hex and drill head: High tensile steel, heat treated for additional strength and durability Attachments: 10mm Titanium carbide
Mass	Approx. 1.2kg
Maximum Bolt Size	24mm Dia.
OAL Dimensions (mm)	375 L x 48 Ø x 34 Hex (A/F)
Weight (kg)	1.2

FEATURES

- High strength, light weight design
- For use with 1/2" drive adapter
- Replaceable drilling inserts incorporated into the design of the drill head held in place with Torx screws for ease of replacement (1 set included, additional inserts and Torx screws may be purchased in sets of 10). Torx Screwdriver not included
- Inbuilt drilling support to increase stability and minimise vibrations during drilling procedures
- Improved design for rapid chip removal
- Designed in conjunction with Australia's leading power companies
- For use with hydraulic impact wrench or electric power drill



HEADLAMPS

MODEL NO # 7625 HEADLAMP (MADE IN USA)

The number 1 helmet light for Industrial Workers and Utility Lineman is now even better! The Ultimate III has two times the lumens and longer burn times!

FEATURES

- Extremely Bright 50 Lumens
- Intrinsically Safe (Class 1 Div, 1)
- Lightweight and Waterproof
- Four Light Modes (high, medium, low, flashing)
- Adjustable Beam
- Extremely Rugged and Chemical Resistant
- Stretch Rubber
- Head Band Kit
- Secure Helmet Mounting



Utilising a unique “Superbrite LED” and proprietary optics, the ULTIMATE III is optimal for both localised needs and long distant spotting requirements (in fact, it is so powerful on the high setting that it can be used as a flashlight). Realising that workers need different amounts of light for different conditions and situations – the ULTIMATE III is equipped with three brightness levels and a blinking emergency/signalling mode.

SPECIFICATIONS

- Power: 50 Lumens
- Lamp: Shock Resistant LED
- Batteries: 3 AAA Alkaline
- Burn Time: 60+ hrs (low)
- Weight: 105g



NIGHTSEARCHER – LED HEAD TORCH RANGE

Model No. NSHT550R Key features:

- **Rechargeable** Li-ion head torch
- 550 Lumens light output
- 550m beam
- 3 Light modes: spot, wide beam and distance dimming
- Rechargeable via USB cable
- Runtime: 7.5hrs high | 169hrs low

Optional extras:

- AC/DC vehicle charging adaptors
- Helmet clips

Model No. NSHT340R Key features:

- **Rechargeable** Li-ion head torch
- 340 Lumens light output
- 200m beam
- 3 Light modes: spot, wide beam and distance dimming
- Rechargeable via USB cable
- Runtime: 3hr 30min high | 78hrs low
- Supplied with: USB charging cable

Optional extras:

- AC/DC vehicle charging adaptors

Model No. NSHT180 Key features:

- **Non-Rechargeable**
- Powered by 3 x AAA batteries
- 180 Lumens light output
- 100m beam
- 3 Light modes: spot, wide beam and distance dimming
- Runtime: 3hrs high | 130hrs low



RGW SERIES SIGNALLER TORCHES (INDUSTRIAL, RAIL, MINING & UTILITIES)

The **SIGNALLER** is a lantern and torch combined. It has multiple LEDs for greater light concentration that is visible for up to 2km.

The standard units come with green, red, amber and white LEDs. The torch is powered by a 6volt 4Ah rechargeable battery with up to 30 hours life per full battery charge. They are weather proof and come with adjustable stand and carry strap.

All units are supplied with both AC and DC battery chargers.

Warranty: 12 months from date of purchase.

Model No.	Lights	Type
RGWA	White, Green, Red and Amber LEDs and torch.	Standard
RGW	White, Green and Red LEDs and torch.	Special

NOTE: Custom built models available upon request.

Kit Includes All Items

- Torch
- Shoulder Strap
- Instruction Manual
- 230 VAC Charger
- 12 VDC Charger

Light Colour	Lumens	Lux
White	430	8,000
Green	215	4,000
Red	215	4,000
Amber	215	4,000

**RAILWAY DESIGN.
NOW WITH
FREE STANDING
ADJUSTABLE BASE**



MODEL NO. TWINLEDWHITE

Specially designed bright LED torch for maintenance personnel which has the same features as the Signaller torch above but has;

- 2 light modes (white only)
- Built in protection power supply
- Wall mount plate and wires for permanent mounting on wall or in vehicle
- Centre superior "CREE" LED'S
- Ideal for workshops



“POLE BUG” LED STROBE LIGHT & 2-FLAG HOLDER

Using effective, long lasting LED technology - these LED's are rated for 100,000 hours of heavy duty operation providing a reliable pole mount transportation device. The single bright RED LED (also available in Amber), with a 8-11km visibility range, includes four flash patterns: Comet, Single, Steady Burn and Flare Flicker. The light module is encapsulated for vibration and moisture resistance with dual front/angled reflectors. The lights can be viewed from the back and sides. The system is powered by three alkaline “C” batteries allowing the 100+ hours of continuous operation. Easy to attach and deploy, using heavy duty strap that attaches to all type of poles and sizes. Additional features include powder coated metal components and dual flag holders. Includes batteries and two red flags.

FEATURES

- Red or Amber LED Light: Four Flash Patterns
- LED Rating: 100,000 hours
- Batteries: Three Alkaline “C” size
- Battery Run Time: 100+ Hours

Model No.

7015-R (Red)

7015-A (Amber)

Replacement flag (true bright red), single flag and dowel, Model No: **7074**



**LIGHT – POLE TRANSPORT
POLE TRANSPORTATION, “LED 360°” STROBE LIGHT & 2 FLAG HOLDER**

DESCRIPTION

360° LED strobe utilizes 24 long lasting LEDs to create a high visibility 60 flashes per minute strobe.

LED Strobe is powered by 2 “D” batteries. System is easy to attach and deploy, using a heavy duty strap that attaches to all type and sizes of poles. Additional features include powder coated metal components and dual flag holders. Includes batteries and two RED flags

FEATURES

Systems are compact and designed to be stored on your vehicle!

- Red or Amber LED Light
- LED Rating: 100,000 hours
- Batteries: Three Alkaline “D” size
- Battery Run Time: 100+ Hours
- Great for Mid Pole or rear protection
- Very low profile

Model No.

7167-R (Red with Flag Holders and 2 RED Flags)

7167-A (Amber with Flag Holders and 2 RED Flags)



SOLARIS LITE LED PORTABLE RECHARGEABLE AREA LIGHTING SYSTEM

The Solaris Lite range uses the latest in LED technology and thermal power management, providing intense light power in a compact portable unit. This unit can be set up in less than 1 minute for rapid deployment in emergency situations, and is made from a very tough ABS plastic to ensure long operating life and reliability for all situations. All Solaris models produce no heat and operate silently, making them ideal lightweight alternatives to 500W halogens running off a generator. No maintenance and can be left in any state of charge.

FEATURES

- Set up in less than 1 minute
- Wide angle spread 180°
- Robust, durable construction
- Totally silent operation
- Recharges from mains & vehicle
- Lightweight 5.7kg (Li-ion)
- Ideal to use in remote locations/confined spaces
- Designed to meet IP65, totally weatherproof
- A safe alternative to halogen based equipment

HEAD

- 16,000 lumens light output
- Robust
- Can light huge areas
- Cool to touch
- Environmentally friendly (no noise or emissions)
- Able to be run from rechargeable power pack
- Fully portable

ADVANCED TECHNOLOGY

- Linear LED innovation – 3 x 30° optics are used in the Solaris head.
- This design reduces light pollution and effectively doubles* the LUX value on the target area.

*Compared to conventional LED floodlights

ACCESSORIES

Model No	Description
NSSOLARISLEGS-MK2	Stability Legs
NSSOLARISLENS-O/R/B/G	Lens O-Orange/R-Red/B-Blue/G-Green



Model No. NSSOLARIS-36AH16K

Coloured Lens not included - see accessories below



GALAXY-PRO RECHARGEABLE FLOODLIGHT

The Galaxy-Pro rechargeable LED Floodlight is designed using the toughest composite materials for use in industrial applications where it is essential to have robust, maintenance free products.

- Utilising the very latest LED technology the Galaxy-Pro produces a very impressive 3500 Lumens output (equivalent to a 500W Halogen light) and gives a wide floodlight beam in excess of 30m.

FEATURES

- 3 Light mode: 3500 lumens (HIGH), 1750 lumens (HALF) & Dimmable
- Rechargeable Li-ion worklight
- 3500 lumens (HIGH) - 1500 lumens (LOW)
- Runtime: 4 hours (HIGH) - 8 hours (LOW)
- Battery: 7.4V 13.2 Ah Lithium-ion
- Storage on the reverse for mains charger
- Robust, durable construction - Polycarbonate
- Designed to meet IP54
- Silent operation
- Dimmable (10-100%)
- Change the angle to suit your need
- High visibility reflector

ACCESSORIES

Model No	Description
SPTRIPOD1.7	Tripod
SPGALAXYPRO-MAG	Magnetic Feet (3)
CHIC-GALAXYPRO	12/24V Vehicle Charger



Model No. NS-GALAXY-PRO



K SAFETY & LIGHTING

www.specialisedforce.com.au

EMERGENCY RECHARGEABLE LED HAZARD LIGHTS

The Pulsar-Pro 5-pack rechargeable LED hazard warning lights are designed so they can be quickly deployed to warn traffic or direct traffic away from hazards.

Supplied as a set of 5, these small but robust lights are manufactured in shock resistant plastic housings and rated to IP66.

They are virtually indestructible (withstanding most vehicle weights if run over). Incorporating strong magnet to allow attachment to vehicles etc.

Ingenuously designed, the Pulsar-Pro is charged within its case, using either mains or vehicle charger.

- Rechargeable LED emergency lights
- Available in sets of blue, red, yellow, green, red or infra-red
- 16 LEDs per Pulsar-Pro
- Visible from any angle, from a distance up to 1km (1,000m)
- Shock resistant housing, able to withstand most vehicle weights
- Waterproof (IP66)
- Incorporating a strong magnetic base
- Rechargeable Li-ion batteries
- Charged directly in the storage case
- Battery charging indication

Model No.	NSPULSARB (Blue) NSPULSARR (Red) NSPULSARY (Yellow) NSPULSARG (Green) NSPULSARIR (Infrared) (THE ABOVE COME AS A SET OF 5)
Light source	LED
Battery	Li-ion 3.7VDC
Charge time (hrs)	1-3 Pulsar-Pro: 2-6 hrs 4-5 Pulsar-Pro: 12-14 hrs
Product size(mm)	Pulsar-Pro 110 Diam x 34mm High Kit Approx: L444 x W368 x H64
Product weight (kg)	Individual Pulsar-Pro 0.2 Kit 2.7
Operation Mode	Run Time (fully charged)
1 – Rotate	9hrs
2 – Quad Flash	9hrs
3 – Single Blink	60hrs
4 – Alternating Blink	9hrs
5 – SOS	14hrs
6 – Steady On High/Low	5hrs/35hrs
7 – 2 LED Flashlight	28hrs
8 – 4 LED Flashlight	18hrs
9 – White Torch Mode	8hrs

Supplied with: Mains, vehicle chargers and charging case



LIFEGUARD MULTI-FUNCTIONAL LED WORK LIGHT



LifeGuard is an emergency kit all in one. Powerful floodlight, torch with a recessed razor blade cutter, frees both driver and passengers if seat belts do not unlatch and a stainless steel emergency breaking pin automatically deploys when pressed against side or rear window for glass breaking. The unit is magnetic so you can stick it to the outside of your car and use the emergency Red flash warning light to get roadside assistance.

SPECIFICATIONS

- 200 Lumens For 2W COB, 70 Lumens For 1W SMD
- 5m Beam
- 3 X AAA Alkaline Batteries Required
- Battery Life: Flood Light: 2.5hrs, Torch: 3hrs

FEATURES

- Belt Cutter
- On/Off Switch Between Light Modes
- Magnet
- Red Flashing Emergency Warning Lights
- Window Breaker
- Led Torch
- Led Floodlight
- Cob 2w Led Strip

Product Code	Dimensions	Weight
NSLIFEGUARD	158x47x22mm (LxWxH)	127g



STARBOOSTER RECHARGEABLE PORTABLE CAR JUMP STARTER

The StarBooster is a multi-function portable floodlight & car jump starter. With a built in Power Bank this compact unit is small enough to fit in your pocket or keep in the car glove box providing an essential tool in emergencies.

SPECIFICATIONS

- 500 lumens for 5W COB, 300 lumens for 3W SMD
- 5m beam
- 3 light modes: Floodlight, Torch & Flashing Red Lights
- Battery Life:
 - Flood Light: 10hrs
 - Torch: 6hrs
 - Flashing Red Light: 75hrs
- Charge Time: 3-4hrs

FEATURES

- LED Inspection light
- Mobile power pack for charging phone, tablet or laptop via micro USB
- LED battery status
- Jump lead socket
- Complete with jump leads
- Retractable carrying handle with stand and magnet
- White flood light or red warning lights
- Magnetic handle
- Jump start current - 300A
- Output current (usb) 5V-1A
- Output power - MAX300A
- Stand by time after full charge - 1 Year

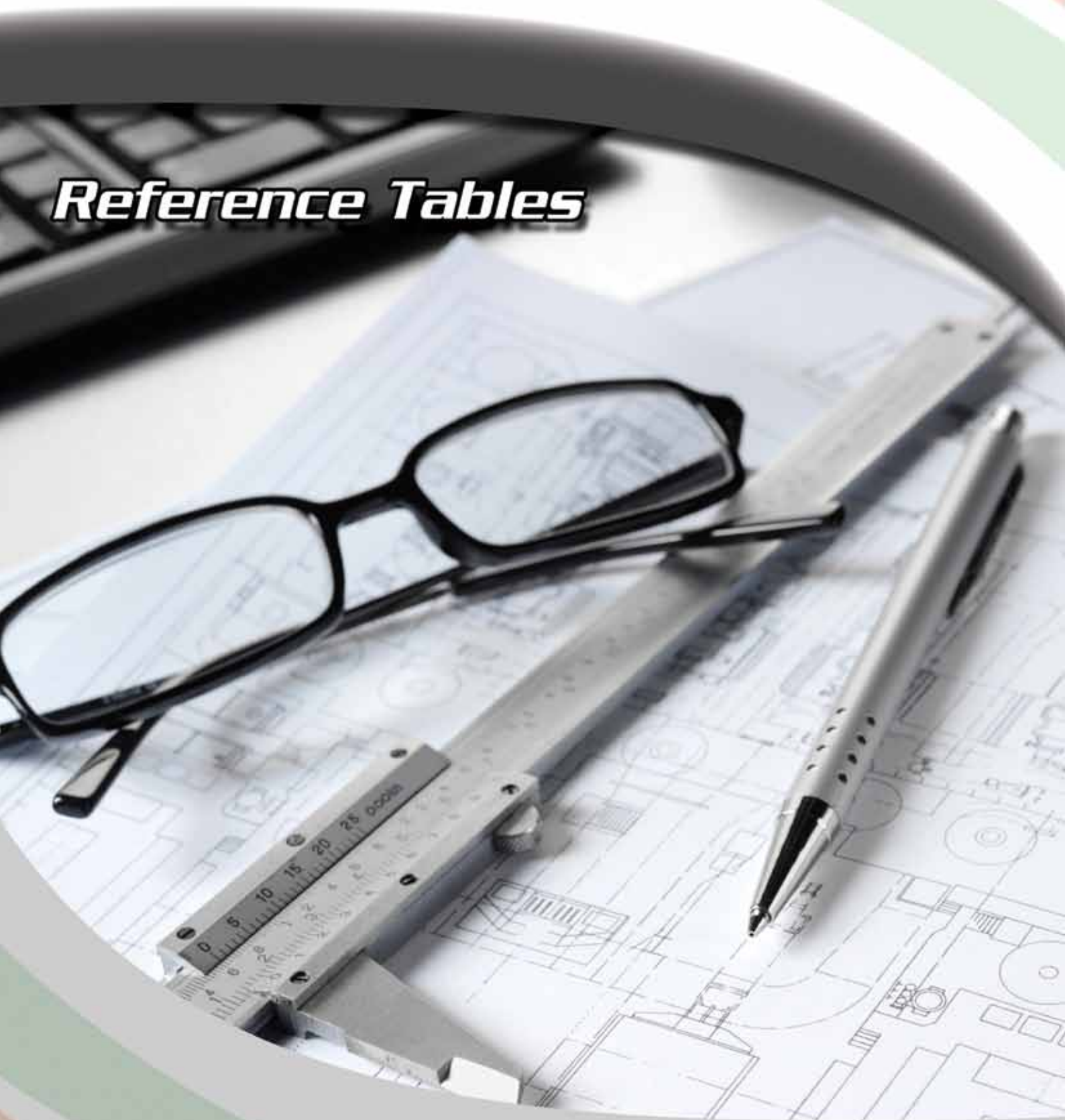
Product Code	Dimensions	Weight
NSSTARBOOSTER	166x96x31mm (LxWxH)	447g (Including Battery)





SPECIALISED FORCE
HYDRAULIC TOOLS &
SPECIALISED EQUIPMENT
PTY. LTD.

Reference Tables



www.specialisedforce.com.au



REFERENCES TABLES

402–413

POWER CABLE – DIMENSIONAL DATA	402
SOCK & SWIVEL SELECTION MATRIX	403
REFERENCE TABLES	404

POWER CABLE DIMENSIONAL DATA



REFERENCES TABLES

www.specialisedforce.com.au

DIMENSIONAL DATA					DIE SIZE A/F (mm)		Cable Types										Name	
Cross Sectional Area (mm ²)	Stranding (No / Wire Diameter Ø mm)	OD of Conductor (mm)	Imperial Equivalent (No/Wire Diameter Ø)	AWG Size (American Wire Gauge)	Cu Die (A/F)	Al Die (A/F)	PVC	Insulated Sheathed	XLPE / PVC	Multiple Core Cables (0.6/1kV)				XLPE / URD		Name		
							•	•	•	••	•••	••••	••••	••••	Cores			
										✓	✓	✓			Earth			
1	1/1.13	1.1	1/0.044	18	-	-	3.0	4.0	-	10.0	-	-	-	Solid Conductor	Stranded Conductor	Approx OD of Cable		
	7/0.40	1.2																
1.5	1/1.3	1.4	3/0.029	16	-	-	3.5	4.5	-	11.5	8.5	7.5	10.5					
	7/0.50	1.5	1/0.064															
2.5	7/0.67	2.0	3/0.036	14	-	-	4.0	5.0	-	12.0	8.0	11.5	12.5					
		2.0	7/0.029															
4	7/0.85	2.6	7/0.036	12	-	-	4.5	6.0	-	13.5	11.5	15.5	19.0					
6	7/1.04	3.1	7/0.044	9	4.4	9.0	5.5	7.0	-	14.5	12.5	16.5	15.0					
10	7/1.35	4.1	7/0.052	7	5.7	9.0	6.0	8.0	-	17.0	17.0	18.5	20.0					
16	7/1.70	5.1	7/0.064	5	6.3	9.0	7.0	9.0	9.5	19.0	19.0	20.5	23.0					
			19/0.044															
25	19/1.35	6.8	19/0.052	3	7.7	9.0	8.5	11.0	10.5	23.0	22.0	24.0	26.5					
35	19/1.53	7.7	19/0.064	2	9.2	9.0	9.5	12.0	11.5	-	25.0	26.5	29.5					
50	19/1.7	8.9	19/0.072	1/0	10.4	13.2	11.0	14.0	13.0	-	28.0	31.0	35.0					
70	19/2.14	10.7	19/0.083	2/0	11.5	13.2	12.5	15.5	15.0	-	32.0	35.0	39.0					
95	37/1.7	12.5	37/0.072	3/0	14.2	17.3	15.5	18.0	17.5	-	-	40.0	45.0					
120	37/2.03	14.2	37/0.083	250MCM	16.5	17.3	17.5	20.5	20.0	-	-	43.5	50.0					
150	37/2.25	15.8	37/0.093	300MCM	18.3	22.0	19.0	24.5	21.5	-	-	48.5	55.0					
185	37/2.52	17.6	37/0.103	350MCM	20.0	22.0	21.5	26.5	23.5	-	-	54.0	61.0					
240	61/2.25	20.3	61/0.093	500MCM	23.1	28.4	24.5	28.0	26.5	-	-	61.0	69.5					
300	61/2.52	22.3	61/0.103	600MCM	26.0	28.4	27.0	31.0	29.5	-	-	68.0	77.0					
400	61/2.85	25.7	91/0.093	800MCM	28.1	39.0	31.0	35.0	33.5	-	-	-	-					
			127/0.093															
500	61/3.20	28.8	127/0.103	1000MCM	31.0	39.0	34.5	38.5	37.0	-	-	-	-					
630	127/2.52	32.8	127/0.103	1200MCM	37.0	43.2	38.0	42.5	41.5	-	-	-	-					
800	127/2.85	37.0	127/0.112	-	43.2	52.5	-	-	-	-	-	-	-					
1,000	127/3.7	41.6	127/0.125	-	48.0	52.5	-	-	-	-	-	-	-					

Based on stranded copper cable dimensional data

WHICH PULLING SWIVEL SUITS WHICH SOCK?

Refer below table to see which sock eyes fit into swivel jaws.

Note that you still need to match the right pulling working load limit (WLL) of sock and swivel



Sock Model No.	WLL (3:1) kN	Suits Swivel Model No.										
		00505-005	00505-008	00505-010	00505-015	00505-020	00505-025	00505-027	00505-030	00505-035	00505-040	00505-045
C1010	1.6	Yes	Yes	Yes	Yes	Yes	Yes	Yes	Yes	Yes	Yes	Yes
C1014	3.0	Yes	Yes	Yes	Yes	Yes	Yes	Yes	Yes	Yes	Yes	Yes
C1019	5.0	x	Yes	Yes	Yes	Yes	Yes	Yes	Yes	Yes	Yes	Yes
C1028	8.0	x	x	Yes	Yes	Yes	Yes	Yes	Yes	Yes	Yes	Yes
C1040	11.6	x	x	Yes	Yes	Yes	Yes	Yes	Yes	Yes	Yes	Yes
C1055	20.6	x	x	x	x	x	Yes	Yes	Yes	Yes	Yes	Yes
C1075	32.6	x	x	x	x	x	x	x	Yes	Yes	Yes	Yes
C1095	44.3	x	x	x	x	x	x	x	x	Yes	Yes	Yes
C1120	62.3	x	x	x	x	x	x	x	x	x	Yes	Yes
C1150	94.3	x	x	x	x	x	x	x	x	x	x	Yes
HDGW08	9.3	x	x	Yes	Yes	Yes	Yes	Yes	Yes	Yes	Yes	Yes
HDGW10	12.3	x	x	Yes	Yes	Yes	Yes	Yes	Yes	Yes	Yes	Yes
HDGW15	19.0	x	x	x	Yes	Yes	Yes	Yes	Yes	Yes	Yes	Yes
HDGW20	24.3	x	x	x	Yes	Yes	Yes	Yes	Yes	Yes	Yes	Yes
HDGW27	33.6	x	x	x	x	x	x	Yes	Yes	Yes	Yes	Yes
HDGW32	33.6	x	x	x	x	x	x	x	Yes	Yes	Yes	Yes
LV495	8.3	x	x	x	x	x	x	Yes	Yes	Yes	Yes	Yes
LV4150	8.3	x	x	x	x	x	x	Yes	Yes	Yes	Yes	Yes
C 06.S.1	11.0	x	x	x	x	Yes	Yes	Yes	Yes	Yes	Yes	Yes
C 06.S.2	28.0	x	x	x	x	x	x	x	Yes	Yes	Yes	Yes
C 06.S.3	45.0	x	x	x	x	x	x	x	x	Yes	Yes	Yes
C 06.S.4	61.0	x	x	x	x	x	x	x	x	x	Yes	Yes
CHD1004	1.6	Yes	Yes	Yes	Yes	Yes	Yes	Yes	Yes	Yes	Yes	Yes
CHD1006	2.6	Yes	Yes	Yes	Yes	Yes	Yes	Yes	Yes	Yes	Yes	Yes
CHD1010	5.0	Yes	Yes	Yes	Yes	Yes	Yes	Yes	Yes	Yes	Yes	Yes
CHD1014	6.6	x	Yes	Yes	Yes	Yes	Yes	Yes	Yes	Yes	Yes	Yes
CHD1019	12.3	x	x	x	Yes	Yes	Yes	Yes	Yes	Yes	Yes	Yes
CHD1028	18.0	x	x	x	x	x	Yes	Yes	Yes	Yes	Yes	Yes
CHD1040	20.6	x	x	x	x	x	Yes	Yes	Yes	Yes	Yes	Yes
CHD1055	26.6	x	x	x	x	x	x	x	x	Yes	Yes	Yes
CHD1075	60.0	x	x	x	x	x	x	x	x	x	Yes	Yes

CONVERSIONS MCM KCMIL MM2 MMOD AWG

LOGICAL AWG NUMBER	AWG (and "Aught" */0 Equiv)	MCM or kcmil	CIRCULAR MILS	Cross Section mm2	Max Metric UL 486 Equivalent mm2	Cross Section in2	Diameter SOLID inch	Diameter SOLID mm	Diameter Typ. Stranded inch Approx. Max.
41	41		8	0.00397		0.0000062	0.0028	0.071	
40	40		10	0.00501		0.0000078	0.0031	0.080	
39	39		12	0.00632		0.0000098	0.0035	0.090	
38	38		16	0.00797		0.0000123	0.0040	0.101	
37	37		20	0.01005		0.0000156	0.0045	0.113	
36	36		25	0.01267		0.0000196	0.0050	0.127	
35	35		32	0.01597		0.0000248	0.0056	0.143	
34	34		40	0.02014		0.0000312	0.0063	0.160	
33	33		50	0.02540		0.0000394	0.0071	0.180	
32	32		63	0.03203		0.0000496	0.0080	0.202	
31	31		80	0.04039		0.0000626	0.0089	0.227	
30	30		100	0.05093	0.05000	0.0000789	0.0100	0.255	
29	29		127	0.06422		0.0000995	0.0113	0.286	
28	28		160	0.08097		0.000126	0.0126	0.321	
27	27		201	0.10211		0.000158	0.0142	0.361	
26	26		254	0.12875		0.000200	0.0159	0.405	
25	25		320	0.16235		0.000252	0.0179	0.455	
24	24		404	0.20473	0.20000	0.000317	0.0201	0.511	
23	23		509	0.25815		0.000400	0.0226	0.573	
22	22		642	0.32552	0.32000	0.000505	0.0253	0.644	
21	21		810	0.41048		0.000636	0.0285	0.723	
20	20		1021	0.51760		0.000802	0.0320	0.812	0.036
19	19		1288	0.65268		0.00101	0.0359	0.912	
18	18		1624	0.82301		0.00128	0.0403	1.02	0.046
17	17		2048	1.03780		0.00161	0.0453	1.15	
16	16		2582	1.30864	1.30000	0.00203	0.0508	1.29	0.058
15	15		3256	1.65016		0.00256	0.0571	1.45	
14	14		4106	2.08080	2.10000	0.00323	0.0641	1.63	0.073
13	13		5178	2.62384		0.00407	0.0720	1.83	
12	12		6529	3.30859	3.30000	0.00513	0.0808	2.05	0.092
11	11		8233	4.17204		0.00647	0.0907	2.30	
10	10		10382	5.26084	5.30000	0.00815	0.102	2.59	0.116
9	9		13091	6.63377		0.0103	0.114	2.91	0.130
8	8		16507	8.36501	8.40000	0.0130	0.128	3.26	0.146
7	7		20815	10.5481		0.0163	0.144	3.66	0.164
6	6		26248	13.3008	13.30000	0.0206	0.162	4.12	0.184
5	5		33098	16.7720		0.0260	0.182	4.62	0.206
4	4		41735	21.1490		0.0328	0.204	5.19	0.232
3	3		52627	26.6684	26.70000	0.0413	0.229	5.83	0.260
2	2		66361	33.6281	33.60000	0.0521	0.258	6.54	0.292
1	1		83680	42.4042		0.0657	0.289	7.35	0.332
0	1	/ 0	106	105518	53.4705	0.0829	0.325	8.25	0.373
-1	2	/ 0	133	133056	67.4249	0.1045	0.365	9.27	0.419
-2	3	/ 0	168	167780	85.0210	0.1318	0.410	10.40	0.471
-3	4	/ 0	212	211566	107.209	0.1662	0.460	11.68	0.528
-3.7	4.7	/ 0	250	250000	126.677	0.1963	0.500	12.70	0.575
-4.5	5.5	/ 0	300	300000	152.012	0.2356	0.548	13.91	0.630

Continued on Next Page...

REFERENCES TABLES

www.specialisedforce.com.au

...Continued from Previous Page

LOGICAL AWG NUMBER	AWG (and "Aught" */0 Equiv)	MCM or kcmil	CIRCULAR MILS	Cross Section mm ²	Max Metric UL 486 Equivalent mm ²	Cross Section in ²	Diameter SOLID inch	Diameter SOLID mm	Diameter Typ. Stranded inch Approx. Max.
-5.2	6.2 / 0	350	350000	177.348		0.2749	0.592	15.03	0.681
-5.7	6.7 / 0	400	400000	202.683		0.3142	0.632	16.06	0.728
-6.3	7.3 / 0	450	450000	228.018		0.3534	0.671	17.04	
-6.7	7.7 / 0	500	500000	253.354		0.3927	0.707	17.96	0.814
-7.5	8.5 / 0	600	600000	304.025		0.4712	0.775	19.67	0.893
-8.2	9.2 / 0	700	700000	354.695		0.5498	0.837	21.25	0.964
-8.5	9.5 / 0	750	750000	380.031		0.5890	0.866	22.00	0.999
-8.7	9.7 / 0	800	800000	405.366		0.6283	0.894	22.72	1.032
-9.2	10.2 / 0	900	900000	456.037		0.7069	0.949	24.10	
-9.7	10.7 / 0	1000	1000000	506.708	508.00000	0.7854	1.000	25.40	1.153
-10.7	11.7 / 0	1250	1250000	633.384		0.9817	1.118	28.40	1.289
-11.4	12.4 / 0	1500	1500000	760.061		1.1781	1.225	31.11	1.413
-12.1	13.1 / 0	1750	1750000	886.738		1.3744	1.323	33.60	
-12.7	13.7 / 0	2000	2000000	1013.415	1016.00000	1.5708	1.414	35.92	1.632

"Aught" probable old English contraction of "On(e n)aught" (1/0) or "one oh". Naught = no thing in old English or zero. Therefore "two naught" (2/0) is spoken "two 'aught" and so on.

MCM means 1000's (M) of (C)ircular (M)ils

KCMIL means 1000's (K) of (C)ircular (M)ils

Mil means 1/1000 inch

Circular Mil means the area of a circle 1/1000 inch in diameter

AWG = -4.3125 LN (mm²) + 17.16 (approx. interpolated)

AWG = -4.3125 LN (inch²) - 10.74 (approx. interpolated)


Logical AWG numbers are based on continuing the series in a logarithmic relationship to the cross sectional area of the wire.

PVC ELECTRICAL CONDUIT

Nom Size (mm)	O.D. (mm)	H/Duty Wall Thickness (mm)	M/Duty Wall Thickness (mm)
16	16	-	1.75
20	20	2.45	1.95
25	25	2.65	1.95
32	32	2.85	2.25
40	40	3.25	2.55
50	50	3.65	2.95
63	63	4.20	-
80	89	4.95	-
100	114.2	6.30	4.85
125	140	7.65	-
150	160.2	8.80	-

IMPERIAL FRACTIONS TO METRIC MILLIMETERS


Fractions	mm	Fractions	mm	Fractions	mm
1/64 =	0.3968	23/64 =	9.1279	11/16 =	17.46210
1/32 =	0.7937	3/8 =	9.5248	45/64 =	17.85900
3/64 =	1.1906	25/64 =	9.9216	23/32 =	18.25590
1/16 =	1.5874	13/32 =	10.3185	47/64 =	18.65270
5/64 =	1.9843	27/64 =	10.7154	3/4 =	19.04960
3/32 =	2.3812	7/16 =	11.1122	49/64 =	19.44650
7/64 =	2.7780	29/64 =	11.5091	25/32 =	19.84330
1/8 =	3.1749	15/32 =	11.9060	51/64 =	20.24020
9/64 =	3.5718	31/64 =	12.3029	13/16 =	20.63710
5/32 =	3.9686	1/2 =	12.6997	53/64 =	21.03390
11/64 =	4.3655	33/64 =	13.0966	27/32 =	21.43080
3/16 =	4.7624	17/32 =	13.4934	55/64 =	21.82770
13/64 =	5.1592	35/64 =	13.8903	7/8 =	22.22450
7/32 =	5.5561	9/16 =	14.2872	57/64 =	22.62140
15/64 =	5.9530	37/64 =	14.6841	29/32 =	23.01830
1/4 =	6.3498	19/32 =	15.0809	59/64 =	23.41510
17/64 =	6.7467	39/64 =	15.4778	15/16 =	23.81200
9/32 =	7.1436	5/8 =	15.8747	61/64 =	24.2089
19/64 =	7.5404	41/64 =	16.27150	31/32 =	24.60570
5/16 =	7.9373	21/32 =	16.66840	63/64 =	25.00260
21/64 =	8.3342	43/64 =	17.06530	1 =	25.40000
11/32 =	8.7310	=	=	=	=



**BARE CONDUCTORS TYPE AAC
(ALUMINIUM CONDUCTORS MANUFACTURED TO AS 1531)**

Conductor Codename & OLEX Product Code	Stranding & Wire OD (no/mm)	Nominal OD (mm)	Cross-Sectional Area (mm ²)	Approx. Mass (kg/km)	Breaking Load (kN)
Leo	7/2.50	7.50	34.4	94.3	5.71
Leonids	7/2.75	8.25	41.6	113.0	6.72
Libra	7/3.00	9.00	49.5	135.0	7.98
Mars	7/3.75	11.30	77.3	211.0	11.80
Mercury	7/4.50	13.50	111.0	304.0	16.90
Moon	7/4.75	14.30	124.0	339.0	18.90
Neptune	19/3.25	16.30	158.0	433.0	24.70
Orion	19/3.50	17.50	183.0	503.0	28.70
Pluto	19/3.75	18.80	210.0	576.0	31.90
Saturn	37/3.00	21.00	262.0	721.0	42.20
Sirius	37/3.25	22.80	307.0	845.0	48.20
Taurus	19/4.75	23.80	337.0	924.0	51.30
Triton	37/3.75	26.30	409.0	1120.0	62.20
Uranus	61/3.25	29.30	506.0	1400.0	75.20
Ursula	61/3.50	31.50	587.0	1620.0	87.30
Venus	61/3.75	33.80	673.0	1860.0	97.20

**BARE CONDUCTORS TYPE AAAC/1120
(ALUMINIUM ALLOY 1120 CONDUCTORS MANUFACTURED TO AS 1531)**




Conductor Codename & Product Code	Stranding & Wire OD (no/mm)	Nominal OD (mm)	Cross-Sectional Area (mm ²)	Approx. Mass (kg/km)	Breaking Load (kN)
Chlorine	7/2.50	7.50	34.4	94.3	8.18
Chromium	7/2.75	8.25	41.6	113.0	9.91
Fluorine	7/3.00	9.00	49.5	135.0	11.80
Helium	7/3.75	11.30	77.3	211.0	17.60
Hydrogen	7/4.50	13.50	111.0	304.0	24.30
Iodine	7/4.75	14.30	124.0	339.0	27.10
Krypton	19/3.25	16.30	158.0	433.0	37.40
Lutetium	19/3.50	17.50	183.0	503.0	41.70
Neon	19/3.75	18.80	210.0	576.0	47.80
Nitrogen	37/3.00	21.00	262.0	721.0	62.20
Nobelium	37/3.25	22.80	307.0	845.0	72.80
Oxygen	19/4.75	23.80	337.0	924.0	73.60
Phosphorus	37/3.75	26.30	409.0	1120.0	93.10
Selenium	61/3.25	29.30	506.0	1400.0	114.00
Silicon	61/3.50	31.50	587.0	1620.0	127.00
Sulfur	61/3.75	33.80	673.0	1860.0	145.00

**BARE CONDUCTORS TYPE ACSR/AC
(ALUMINIUM CONDUCTORS, ALUMINIUM-CLAD STEEL REINFORCED
MANUFACTURED TO AS 3607)**



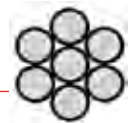
Codename & Product Code	Stranding & Wire		Nominal OD (mm)	Cross-Sectional Area (mm ²)	Approx. Mass (kg/km)	Breaking Load (kN)
	Aluminium OD (no/mm)	Steel OD (no/mm)				
Angling	6/2.50	1/2.50	7.5	34.4	113	10.6
Aquatics	6/2.75	1/2.75	8.3	41.6	137	12.7
Archery	6/3.00	1/3.00	9.0	49.5	163	15.1
Baseball	6/3.75	1/3.75	11.3	77.3	254	22.3
Bowls	6/4.75	7/1.60	14.3	120.0	385	32.7
Cricket	30/2.50	7/2.50	17.5	182.0	636	64.4
Darts	30/3.00	7/3.00	21.0	262.0	913	91.6
Dice	30/3.25	7/3.25	22.8	307.0	1070	106.0
Diving	30/3.50	7/3.50	24.5	356.0	1240	122.0
Golf	54/3.00	7/3.00	27.0	431.0	1380	120.0
Gymnastics	54/3.25	7/3.25	29.3	506.0	1620	139.0
Hurdles	54/3.50	7/3.50	31.5	587.0	1880	159.0
Lacrosse	54/3.75	19/2.25	33.8	672.0	2150	180.0
Skating	3/1.75	4/1.75	5.3	16.8	83	12.3
Soccer	3/2.50	4/2.50	7.5	34.4	171	24.9
Swimming	4/3.00	3/3.00	9.0	49.5	218	28.9
Tennis	4/3.75	3/3.75	11.3	77.3	340	42.6

BARE CONDUCTORS TYPE ACSR/GZ (ALUMINIUM CONDUCTORS, GALVANISED STEEL REINFORCED MANUFACTURED TO AS 3607)



Codename & Product Code	Stranding & Wire		Nominal OD (mm)	Cross-Sectional Area (mm ²)	Approx. Mass (kg/km)	A/F Across Flats Dimension (mm)		Breaking Load (kN)
	Aluminium OD (no/mm)	Steel OD (no/mm)				A/F Aluminium Outer	A/F Steel Inner	
Almond	6/2.50	1/2.50	7.5	34.4	119	14.00	6.80	10.5
Apricot	6/2.75	1/2.75	8.3	41.6	144			12.6
Apple	6/3.00	1/3.00	9.0	49.5	171	14.00	6.80	14.9
Banana	6/3.75	1/3.75	11.3	77.3	268	18.00	9.50	22.7
Cherry	6/4.75	7/1.60	14.3	120.0	402	22.00	9.50	33.4
Grape	30/2.50	7/2.50	17.5	182.0	677	28.50	16.00	63.5
Lemon	30/3.00	7/3.00	21.0	262.0	973	34.50	17.00	90.4
Lychee	30/3.25	7/3.25	22.8	307.0	1140			105.0
Lime	30/3.50	7/3.50	24.5	356.0	1320	40.00	19.00	122.0
Mango	54/3.00	7/3.00	27.0	431.0	1440	40.00	17.00	119.0
Orange	54/3.25	7/3.25	29.3	506.0	1690	44.50	19.00	137.0
Olive	54/3.50	7/3.50	31.5	587.0	1960	47.50	19.00	159.0
Pawpaw	54/3.75	19/2.25	33.8	672.0	2240	47.50	20.00	178.0
Quince	3/1.75	4/1.75	5.3	16.8	95			12.7
Raisin	3/2.50	4/2.50	7.5	34.4	195			24.4
Sultana	4/3.00	3/3.00	9.0	49.5	243			28.3
Walnut	4/3.75	3/3.75	11.3	77.3	380			43.9

BARE CONDUCTORS TYPE SC/GZ & SC/AC (GALVANISED STEEL CONDUCTORS MANUFACTURED TO AS 1222.1 AND ALUMINIUM-CLAD STEEL CONDUCTORS MANUFACTURED TO AS 1222.2)



SC/GZ

Product Code	Stranding & Wire OD (no/mm)	Nominal OD (mm)	Cross-Sectional Area (mm ²)	Approx. Mass (kg/km)	Breaking Load (kN)
GALSTEEL 3/2.00	3/2.00	4.3	9.43	74	11.7
GALSTEEL 3/2.75	3/2.75	5.9	17.8	140	22.2
GALSTEEL 7/2.00	7/2.00	6.0	22.0	173	26.0
GALSTEEL 7/2.75	7/2.75	8.3	41.6	328	49.0
GALSTEEL 7/3.25	7/3.25	9.8	58.1	458	68.7
GALSTEEL 7/3.75	7/3.75	11.3	77.3	609	91.3
GALSTEEL 19/2.00	19/2.00	10.0	59.7	473	70.5
GALSTEEL 19/2.75	19/2.75	13.8	113	894	133
GALSTEEL 19/3.25	19/3.25	16.3	158	1250	186

SC/AC

Product Code	Stranding & Wire OD (no/mm)	Nominal OD (mm)	Cross-Sectional Area (mm ²)	Approx. Mass (kg/km)	Breaking Load (kN)
ALCLAD3/2.75	3/2.75	5.9	17.82	118	22.7
ALCLAD3/3.00	3/3.00	6.5	21.21	141	27.0
ALCLAD3/3.25	3/3.25	7.0	24.89	165	31.6
ALCLAD3/3.75	3/3.75	8.1	33.12	220	39.3
ALCLAD7/2.75	7/2.75	8.3	41.58	277	50.1
ALCLAD7/3.00	7/3.00	9.0	49.48	330	59.7
ALCLAD7/3.25	7/3.25	9.8	58.07	387	69.9
ALCLAD7/3.75	7/3.75	11.3	77.28	515	86.9
ALCLAD7/4.25	7/4.25	12.8	99.33	662	105
ALCLAD19/2.75	19/2.75	13.8	112.9	755	136
ALCLAD19/3.00	19/3.00	15.0	134.3	899	162
ALCLAD19/3.25	19/3.25	16.3	157.6	1060	189
ALCLAD19/3.75	19/3.75	18.8	209.8	1410	236
ALCLAD19/4.25	19/4.25	21.3	269.6	1800	286

BARE CONDUCTORS HARD DRAWN COPPER (HARD DRAWN COPPER CONDUCTORS MANUFACTURED TO AS 1746)



Stranding & Wire OD (no/mm)	Nominal OD (mm)	Cross-Sectional Area (mm ²)	Approx. Mass (kg/km)	Breaking Load (kN)
7/1.00	3.00	5.5	49.3	2.3
7/1.25	3.75	8.6	76.9	3.6
7/1.75	5.25	16.8	151.0	6.9
7/2.00	6.00	22.0	197.0	8.9
7/2.75	8.25	41.6	375.0	16.2
19/1.75	8.75	45.7	413.0	18.3
19/2.00	10.00	59.7	538.0	23.6
7/3.50	10.50	67.4	607.0	25.4
7/3.75	11.30	77.3	696.0	28.8
37/1.75	12.30	89.0	806.0	35.6
19/2.75	13.80	113.0	1020.0	43.1
19/3.00	15.00	134.0	1210.0	50.8
37/2.50	17.50	182.0	1640.0	70.3
37/2.75	19.30	220.0	1990.0	83.9
37/3.00	21.00	262.0	2370.0	98.9
61/2.75	24.80	362.0	3290.0	138.0

LV XLPE INSULATED AERIAL BUNDLED CABLES 2/3/4 CORE ALUMINIUM 0.6/1KV XLPE (X-90) INSULATED, AERIAL BUNDLED CABLES (SERVICE AND MAINS CABLES) TO AS/NZS 3560.1. HARD DRAWN ALUMINIUM CONDUCTORS.



Cross-Sectional Area (mm ²)	Nominal Conductor OD (mm)	Average Insulation Thickness (mm)	Nominal Diameter Over Insulation (mm)	Nominal Diameter Over Laid-Up Cores (mm)	Approx. Mass (kg/km)	Minimum Bending Radius - Installed (mm)		Min. Breaking Load of Cable (kN)	Rec. Tension	
						Core	Cable		Highest Everyday Tension (kN)	Max Working Tension (kN)
2 Core										
16	4.7	1.3	7.4	14.8	130	30	90	4.4	0.79	1.23
25	5.9	1.3	8.6	17.2	190	35	100	7.0	1.26	1.96
35	6.9	1.3	9.6	19.3	250	60	120	9.8	1.76	2.74
50	8.1	1.5	11.2	22.3	340	65	130	14.0	2.52	3.92
95	11.4	1.7	14.9	29.8	640	90	270	26.6	4.79	7.45
3 Core										
25	5.9	1.3	8.6	18.5	290	35	110	10.5	1.89	2.94
35	6.9	1.3	9.6	20.8	370	60	120	14.7	2.65	4.12
50	8.1	1.5	11.2	24.1	510	65	140	21.0	3.78	5.88
4 Core										
16	4.7	1.3	7.4	17.8	270	30	110	8.8	1.58	2.46
25	5.9	1.3	8.6	20.8	390	35	120	14.0	2.52	3.92
35	6.9	1.3	9.6	23.2	500	60	140	19.6	3.53	5.49
50	8.1	1.5	11.2	27.0	670	65	160	28.0	5.04	7.84
70	9.7	1.5	12.8	30.8	930	75	280	39.2	7.06	11.00
95	11.4	1.7	14.9	36.0	1280	90	320	53.2	9.58	14.90
120	12.8	1.7	16.3	39.3	1570	100	350	67.2	12.10	18.80
150	14.2	1.7	17.7	42.8	1890	110	390	84.0	15.10	23.50

LV XLPE INSULATED AERIAL BUNDLED CABLES 2/3/4 CORE COPPER

0.6/1KV XLPE (X-90) INSULATED AERIAL BUNDLED CABLES (SERVICE CABLES) TO AS/NZS 3560.2. HARD DRAWN COPPER CONDUCTORS.



Nominal Conductor Area (mm ²)	No. & Nominal X of Wires (No/mm)	Nominal Conductor X (mm)	Average Insulation Thickness (mm)	Nominal Diameter Over Insulation (mm)	Nominal Diameter Over Laid-Up Cores (mm)	Approx. Mass (kg/km)	Minimum Bending Radius - Installed (mm)		Min. Breaking Load of Cable (kN)	Rec. Tension	
							Core	Cable		Highest Everyday Tension (kN)	Max Working Tension (kN)
2 Core											
6	7/1.04	3.1	1.3	5.8	11.7	150	25	70	4.6	0.84	1.30
10	7/1.35	4.1	1.3	6.8	13.5	230	25	80	7.8	1.41	2.20
16	7/1.70	5.1	1.3	7.8	15.6	350	30	95	11.8	2.13	3.32
3 Core											
6	7/1.04	3.1	1.3	5.8	12.6	220	25	75	7.0	1.25	1.95
10	7/1.35	4.1	1.3	6.8	14.6	340	25	90	11.8	2.12	3.29
16	7/1.70	5.1	1.3	7.8	16.9	520	30	100	17.8	3.20	4.97
4 Core											
6	7/1.04	3.1	1.3	5.8	14.1	290	25	85	9.3	1.67	2.60
10	7/1.35	4.1	1.3	6.8	16.3	460	25	100	15.7	2.82	4.39
16	7/1.70	5.1	1.3	7.8	18.9	690	30	110	23.7	4.26	6.63

PVC INSULATED AERIAL CABLES SINGLE/2/3 CORE COPPER
0.6/1KV PVC INSULATED AERIAL CABLES TO AS/NZS 5000.1. HARD DRAWN COPPER CONDUCTORS.



Nominal Conductor Area (mm ²)	No. & Nominal X of Wires (No/mm)	Nominal Conductor X (mm)	Average Insulation Thickness (mm)	Nominal Diameter Over Insulation (mm)	Approx. Mass (kg/km)	Minimum Bending Radius - Installed (mm)	Min. Breaking Load of Cable (kN)	Rec. Tension	
								Highest Everyday Tension (kN)	Max Working Tension (kN)
Single Core									
6	7/1.04	3.1	1.0	5.3	80	20	2.3	0.42	0.65
10	7/1.35	4.1	1.0	6.2	120	25	3.9	0.71	1.10
16	7/1.70	5.1	1.0	7.2	180	30	5.9	1.07	1.66
25	19/1.35	6.8	1.2	9.3	300	35	10.4	1.87	2.91
35	19/1.53	7.7	1.2	10.2	370	60	12.7	2.29	3.56
50	19/1.78	8.9	1.4	11.9	510	70	17.3	3.11	4.84
70	19/2.14	10.7	1.4	13.7	710	80	25.0	4.50	7.00
2 Core									
6	7/1.04	3.1	1.0	5.3 x 11.1	150	30	4.6	0.84	1.30
10	7/1.35	4.1	1.0	6.2 x 13.0	240	35	7.8	1.41	2.20
16	7/1.70	5.1	1.0	7.2 x 15.1	360	45	11.8	2.13	3.32
25	19/1.35	6.8	1.2	9.3 x 19.2	600	55	20.8	3.74	5.82
3 Core									
6	7/1.04	3.1	1.0	5.3 x 17.0	230	30	7.0	1.25	1.95
10	7/1.35	4.1	1.0	6.2 x 19.8	360	35	11.8	2.12	3.29
16	7/1.70	5.1	1.0	7.2 x 22.9	540	45	17.8	3.20	4.97

**PVC INSULATED TWISTED AERIAL CABLES 2/3/4 CORE COPPER
0.6/1KV PVC INSULATED TWISTED AERIAL CABLES TO AS/NZS
5000.1. HARD DRAWN COPPER CONDUCTORS.**



Nominal Conductor Area (mm ²)	No. & Nominal X of Wires (No/mm)	Nominal Conductor X (mm)	Average Insulation Thickness (mm)	Nominal Diameter Over Insulation (mm)	Nominal Diameter Over Laid-Up Cores (mm)	Approx. Mass (kg/km)	Minimum Bending Radius - Installed (mm)		Min. Breaking Load of Cable (kN)	Rec. Tension	
							Core	Cable		Highest Everyday Tension (kN)	Max Working Tension (kN)
2 Core											
6	7/1.04	3.1	1	5.3	10.5	160	20	65	4.6	0.84	1.30
10	7/1.35	4.1	1	6.2	12.4	240	25	75	7.8	1.41	2.20
16	7/1.70	5.1	1	7.2	14.5	370	30	85	11.8	2.13	3.32
25	19/1.35	6.8	1.2	9.3	18.6	610	35	110	20.8	3.74	5.82
3 Core											
6	7/1.04	3.1	1	5.3	11.3	240	20	70	7.0	1.25	1.95
10	7/1.35	4.1	1	6.2	13.3	360	25	80	11.8	2.12	3.29
16	7/1.70	5.1	1	7.2	15.6	550	30	95	17.8	3.20	4.97
25	19/1.35	6.8	1.2	9.3	20.1	910	35	120	31.2	5.62	8.74
4 Core											
6	7/1.04	3.1	1	5.3	12.7	310	20	75	9.3	1.67	2.60
10	7/1.35	4.1	1	6.2	14.9	480	25	90	15.7	2.82	4.39
16	7/1.70	5.1	1	7.2	17.5	730	30	100	23.7	4.26	6.63
25	19/1.35	6.8	1.2	9.3	22.5	1210	35	140	41.6	7.49	11.60

**COVERED CONDUCTOR TYPE CCT
6.35/11, 12.7/22 & 19/33KV XLPE COVERED AERIAL CABLES
TO AS/NZS 3675. WATERBLOCKED ALUMINIUM ALLOY
1120 CONDUCTORS. ALSO AVAILABLE WITH XLPE/HDPE
COVERING.**



Nominal Conductor Area (mm ²)	No. & Nominal X of Wires (No/mm)	Nominal Conductor X (mm)	Average Insulation Thickness (mm)	Nominal Diameter Over Insulation (mm)	Approx. Mass (kg/km)	Minimum Bending Radius - Installed (mm)	Min. Breaking Load of Cable (kN)	Rec. Tension	
								Highest Everyday Tension (kN)	Max Working Tension (kN)
6.35/11kV									
40	7/2.75	8.4	3.4	15.8	260	240	9.9	1.49	4.96
80	7/3.75	11.4	3.4	18.8	400	280	17.6	2.64	8.80
120	7/4.75	14.5	3.4	21.9	580	330	27.1	4.07	13.60
180	19/3.50	17.7	3.4	25.0	790	380	41.7	6.26	20.90
240	19/4.01	20.2	3.4	27.7	1000	420	52.3	7.85	26.20
12.7/22kV									
80	7/3.75	11.4	5.5	23.0	530	350	17.6	2.64	8.80
120	7/4.75	14.5	5.5	26.1	720	390	27.1	4.07	13.60
180	19/3.50	17.7	5.5	29.2	960	440	41.7	6.26	20.90
19/33kV									
80	7/3.75	11.4	8	28.0	710	420	17.6	2.64	8.80
120	7/4.75	14.5	8	31.1	930	470	27.1	4.07	13.60
180	19/3.50	17.7	8	34.2	1190	510	41.7	6.26	20.90

HV XLPE INSULATED NON METALLIC SCREENED ABC 6.35/11 & 12.7/22KV XLPE INSULATED NON METALLIC SCREENED AERIAL BUNDLED CABLES TO AS/NZS 3599.2. ALUMINIUM CONDUCTORS, ALUMINIUM ALLOY 1120 SUPPORT CONDUCTOR.

Nominal Conductor Area (mm ²)	Nominal Conductor Diameter (mm)	Average Insulation Thickness (mm)	Nominal Diameter Over Insulation (mm)	Average Insulation Screen Thickness (mm)	Nominal Diameter Over Core (mm)	AAAC/1120 Support Conductor		Nominal Overall Diameter (mm)	Approx. Mass (kg/km)	Minimum Bending Radius - Installed (mm)	
						Size (No./mm)	Diameter (mm)			Core	Cable
6.35/11kV											
35	6.9	3.4	14.9	1	17.1	7/4.75	14.3	48.4	1170	260	480
50	8.1	3.4	16.0	1	18.2	7/4.75	14.3	50.7	1320	270	510
70	9.6	3.4	17.6	1	19.8	7/4.75	14.3	53.9	1560	300	540
95	11.4	3.4	19.3	1	21.5	7/4.75	14.3	57.3	1860	320	570
120	12.8	3.4	20.7	1	22.9	19/3.50	17.5	63.3	2280	340	630
150	14.2	3.4	22.1	1	24.3	19/3.50	17.5	66.2	2570	360	660
185	15.7	3.4	23.6	1	25.8	19/3.50	17.5	69.2	2890	390	690
12.7/22kV											
35	6.9	5.5	19.2	1	21.4	7/4.75	14.3	57.1	1540	320	570
50	8.1	5.5	20.3	1	22.5	7/4.75	14.3	59.3	1710	340	590
70	9.6	5.5	21.9	1	24.1	7/4.75	14.3	62.5	1990	360	630
95	11.4	5.5	23.6	1	25.8	7/4.75	14.3	66	2310	390	660
120	12.8	5.5	25.0	1	27.2	19/3.50	17.5	72	2760	410	720
150	14.2	5.5	26.4	1.1	28.8	19/3.50	17.5	75.2	3100	430	750
185	15.7	5.5	27.9	1.1	30.3	19/3.50	17.5	78.2	3460	460	780

Stranding & Nominal Wire X (No./mm)	Nominal Overall Diameter (mm)	Cross-sectional Area (mm ²)	Minimum Breaking Load (kN)	Rec. Tension	
				Highest Everyday (kN)	Max. Working (kN)
7/4.75	14.3	124.0	27.1	4.1	13.6
19/3.50	17.5	182.8	41.7	6.3	20.9



HV XLPE INSULATED NON METALLIC ABC HDPE 6.35/11 & 12.7/22KV XLPE INSULATED NON METALLIC SCREENED AERIAL BUNDLED CABLES WITH HDPE COVERING TO AS/NZS 3599.2. ALUMINIUM CONDUCTORS, ALUMINIUM ALLOY 1120 SUPPORT CONDUCTOR.

Nominal Conductor Area (mm ²)	Nominal Conductor Diameter (mm)	Average Insulation Thickness (mm)	Nominal Diameter Over Insulation (mm)	Average Insulation Screen Thickness (mm)	Nominal Diameter Over Core (mm)	AAAC/1120 Support Conductor		Nominal Overall Diameter (mm)	Approx. Mass (kg/km)	Minimum Bending Radius - Installed (mm)	
						Size (No./mm)	Diameter (mm)			Core	Cable
6.35/11kV											
35	6.9	3.4	14.9	1.8	18.8	7/4.75	14.3	52.0	1320	280	520
50	8.1	3.4	16.0	1.8	20.0	7/4.75	14.3	54.2	1490	300	540
70	9.6	3.4	17.6	1.8	21.6	7/4.75	14.3	57.4	1740	320	570
95	11.4	3.4	19.3	1.8	23.3	7/4.75	14.3	60.9	2050	350	610
120	12.8	3.4	20.7	1.8	24.7	19/3.50	17.5	66.9	2480	370	670
150	14.2	3.4	22.1	1.8	26.1	19/3.50	17.5	69.7	2780	390	700
185	15.7	3.4	23.6	1.8	27.6	19/3.50	17.5	72.7	3120	410	730
12.7/22kV											
35	6.9	5.5	19.2	1.8	23.1	7/4.75	14.3	60.6	1730	350	610
50	8.1	5.5	20.3	1.8	24.3	7/4.75	14.3	62.9	1910	360	630
70	9.6	5.5	21.9	1.8	25.9	7/4.75	14.3	66.1	2200	390	660
95	11.4	5.5	23.6	1.8	27.6	7/4.75	14.3	69.5	2530	410	690
120	12.8	5.5	25.0	1.8	29.0	19/3.50	17.5	75.5	3000	430	750
150	14.2	5.5	26.4	1.8	30.4	19/3.50	17.5	78.3	3320	460	780
185	15.7	5.5	27.9	1.8	31.9	19/3.50	17.5	81.3	3690	480	810

Stranding & Nominal Wire X (No./mm)	Nominal Overall Diameter (mm)	Cross-sectional Area (mm ²)	Minimum Breaking Load (kN)	Rec. Tension	
				Highest Everyday (kN)	Max. Working (kN)
7/4.75	14.3	124.0	27.1	4.1	13.6
19/3.50	17.5	182.8	41.7	6.3	20.9



HV XLPE INSULATED METALLIC SCREENED ABC 6.35/11KV XLPE INSULATED COPPER WIRE SCREENED HDPE SHEATHED AERIAL BUNDLED CABLES TO AS/NZS 3599.1. ALUMINIUM CONDUCTORS, GALVANISED STEEL CATENARY.

Nominal Conductor Area (mm ²)	Nominal Conductor Diameter (mm)	Average Insulation Thickness (mm)	Nominal Diameter Over Insulation (mm)	Average Insulation Screen Thickness (mm)	Copper Wire Screen Stranding (No./mm)	Nominal Diameter Over Screen (mm)	Average Sheath Thickness (mm)	Nominal Diameter Over Sheath (mm)	Galvanised Steel Catenary		Nominal Overall Diameter (mm)	Approx. Mass (kg/km)	Minimum Bending Radius - Installed (mm)	
									Stranding (No. mm)	Diameter (mm)			Core	Cable
Light duty screen														
35	6.9	3.4	14.9	0.8	24/0.85	19.2	1.8	23.5	7/2.00		53.1	1760	350	530
35	6.9	3.4	14.9	0.8	24/0.85	19.2	1.8	23.5	19/2.00		57.1	2060	350	570
50	8.1	3.4	16.0	0.8	24/0.85	20.4	1.8	24.7	19/2.00		59.3	2230	370	590
70	9.6	3.4	17.6	0.8	24/0.85	22.0	1.8	26.3	19/2.00		62.5	2500	390	630
95	11.4	3.4	19.3	0.8	24/0.85	23.7	1.8	28.0	19/2.00		66.0	2820	420	660
120	12.8	3.4	20.7	0.8	24/0.85	25.1	1.8	29.4	19/2.00		68.8	3100	440	690
150	14.2	3.4	22.1	0.8	24/0.85	26.5	1.9	31.0	19/2.00		72.0	3440	460	720
185	15.7	3.4	23.6	0.8	24/0.85	28.0	1.9	32.5	19/2.00		75.0	3800	490	750
Heavy duty screen														
35	6.9	3.4	14.9	0.8	40/0.85	19.2	1.8	23.5	7/2.00		53.1	2020	350	530
35	6.9	3.4	14.9	0.8	40/0.85	19.2	1.8	23.5	19/2.00		57.1	2310	350	570
50	8.1	3.4	16.0	0.8	23/1.35	21.4	1.8	25.7	19/2.00		61.3	2790	390	610
70	9.6	3.4	17.6	0.8	32/1.35	23.0	1.8	27.3	19/2.00		64.5	3420	410	650
95	11.4	3.4	19.3	0.8	38/1.35	24.7	1.8	29.0	19/2.00		68.0	3980	430	680
120	12.8	3.4	20.7	0.8	38/1.35	26.1	1.8	30.4	19/2.00		70.8	4270	460	710
150	14.2	3.4	22.1	0.8	38/1.35	27.5	1.9	32.0	19/2.00		74.0	4600	480	740
185	15.7	3.4	23.6	0.8	38/1.35	29.0	1.9	33.5	19/2.00		77.0	4960	500	770

Stranding & Nominal Wire X (No./mm)	Nominal Overall Diameter (mm)	Cross-sectional Area (mm ²)	Minimum Breaking Load (kN)	Rec. Tension	
				Highest Everyday (kN)	Max. Working (kN)
7/2.00	6.0	22.0	26.0	6.5	13.0
19/2.00	10.0	59.7	70.5	17.6	35.3



HV XLPE INSULATED METALLIC SCREENED ABC 12.7/22KV XLPE INSULATED COPPER WIRE SCREENED HDPE SHEATHED AERIAL BUNDLED CABLES TO AS/NZS 3599.1. ALUMINIUM CONDUCTORS, GALVANISED STEEL CATENARY.

Nominal Cond. Area (mm ²)	Nominal Conductor Diameter (mm)	Average Insulation Thickness (mm)	Nominal Diameter Over Insulation (mm)	Average Insulation Screen Thickness (mm)	Copper Wire Screen Stranding (No./mm)	Nominal Diameter Over Screen (mm)	Average Sheath Thickness (mm)	Nominal Diameter Over Sheath (mm)	Galvanised Steel Catenary		Nominal Overall Diameter (mm)	Approx. Mass (kg/km)	Minimum Bending Radius - Installed (mm)	
									Stranding (No. mm)	Diameter (mm)			Core	Cable
Light duty screen														
35	6.9	5.5	19.2	0.8	24/0.85	23.5	1.8	27.8	7/2.00	6	61.7	2210	420	620
35	6.9	5.5	19.2	0.8	24/0.85	23.5	1.8	27.8	19/2.00	10	65.7	2500	420	660
50	8.1	5.5	20.3	0.8	24/0.85	24.7	1.8	29.0	19/2.00	10	68.0	2690	430	680
70	9.6	5.5	21.9	0.8	24/0.85	26.3	1.9	30.8	19/2.00	10	71.6	3020	460	720
95	11.4	5.5	23.6	0.8	24/0.85	28.0	1.9	32.5	19/2.00	10	75.0	3370	490	750
120	12.8	5.5	25.0	0.8	24/0.85	29.4	2.0	34.1	19/2.00	10	78.2	3720	510	780
150	14.2	5.5	26.4	0.8	24/0.85	30.8	2.0	35.5	19/2.00	10	81.0	4060	530	810
185	15.7	5.5	27.9	0.8	24/0.85	32.3	2.1	37.2	19/2.00	10	84.4	4470	560	840
Heavy duty screen														
35	6.9	5.5	19.2	0.8	40/0.85	23.5	1.8	27.8	7/2.00	6	61.7	2460	420	620
35	6.9	5.5	19.2	0.8	40/0.85	23.5	1.8	27.8	19/2.00	10	65.7	2760	420	660
50	8.1	5.5	20.3	0.8	23/1.35	25.7	1.8	30.0	19/2.00	10	70.0	3250	450	700
70	9.6	5.5	21.9	0.8	32/1.35	27.3	1.9	31.8	19/2.00	10	73.6	3940	480	740
95	11.4	5.5	23.6	0.8	38/1.35	29.0	1.9	33.5	19/2.00	10	77.0	4530	500	770
120	12.8	5.5	25.0	0.8	38/1.35	30.4	2.0	35.1	19/2.00	10	80.2	4880	530	800
150	14.2	5.5	26.4	0.8	38/1.35	31.8	2.0	36.5	19/2.00	10	83.0	5220	550	830
185	15.7	5.5	27.9	0.8	38/1.35	33.3	2.1	38.2	19/2.00	10	86.4	5640	570	860

Stranding & Nominal Wire X (No./mm)	Nominal Overall Diameter (mm)	Cross-sectional Area (mm ²)	Minimum Breaking Load (kN)	Rec. Tension	
				Highest Everyday (kN)	Max. Working (kN)
7/2.00	6.0	22.0	26.0	6.5	13.0
19/2.00	10.0	59.7	70.5	17.6	35.3



REFERENCES TABLES

www.specialisedforce.com.au



SPECIALISED FORCE

HYDRAULIC TOOLS & SPECIALISED EQUIPMENT

PTY. LTD.



The content of this Catalogue is provided for information only and without responsibility. SPECIALISED FORCE PTY LTD makes no representations about the accuracy, reliability, completeness or timeliness of the information in this Catalogue. SPECIALISED FORCE PTY LTD may, in its sole discretion, revise the information contained herein at any time without notice. SPECIALISED FORCE PTY LTD's obligations and responsibilities regarding its products are governed solely by the agreements under which they are sold. Unless otherwise agreed in writing, the information contained herein does not become part of these agreements. This Catalogue does not contain any guarantee or agreed quality of SPECIALISED FORCE PTY LTD's products or any warranty of merchantability, fitness for a particular purpose and non-infringement. SPECIALISED FORCE PTY LTD may make changes in the products or services described at any time without notice.

SPECIALISED FORCE PTY LTD is not liable for any direct, indirect, incidental, consequential or punitive damages arising out of the use of this Catalogue. SPECIALISED FORCE PTY LTD reserves the right to supply alternative products at its discretion. The trademarks, service marks and logos (the Trademarks) displayed in this Catalogue are the property of SPECIALISED FORCE PTY LTD and/or its affiliates. Nothing in this Catalogue should be construed as granting any license or right to the Trademarks. Without the express written consent of SPECIALISED FORCE PTY LTD the use of the Trademarks is prohibited.

All text, images, graphics and other materials in this Catalogue are subject to the copyright and other intellectual property rights of SPECIALISED FORCE PTY LTD and/or its affiliates. These materials may not be modified or copied for commercial use or distribution.

Copyright © 2015. All rights reserved.

www.specialisedforce.com.au

QUALITY - SALES - SERVICE - SOLUTIONS

DURAPAC

DURAPAC IS A LEADING FORCE IN HIGH PRESSURE HYDRAULIC TOOLS THAT BRINGS TOGETHER DECADES OF INDUSTRY EXPERIENCE WITH A GLOBAL MANUFACTURING BASE TO PRODUCE A COMPLETE RANGE OF QUALITY INDUSTRIAL TOOLS.

Durapac is used by a vast and diverse client base that includes construction, mining, engineering, railways, petro chemical, energy and defence workers. At Durapac, we are serious about reliability, not just in our products but also in our people, distribution, stock holding & after sales service. For our customers this means a better quality of product.

OUR PROMISE

To supply safe, reliable tools with industry leading after sales back up & service underpinned by a comprehensive 3 year warranty.

WARRANTY

Durapac products come with a comprehensive 3 year warranty. All products and services offered are subject to our standard terms and conditions which can be viewed on our website www.durapac.com/termsandconditions

Contact your nearest Specialised Force branch for a Durapac catalogue or download directly from our website www.specialisedforce.com.au, click on the catalogues tab.

OUR VALUES

1. Safety

- All tools are designed to meet or exceed global standards for high force hydraulic tools
- All tools are physically tested in our distribution centre prior to despatch to our customers
- Individual serial numbers are permanently marked on each product and a test certificate is issued for all cylinders, tools and pumps

2. Reliability

- Distributors trained, tested and certified to ensure customers receive the right equipment for the job
- All outside suppliers are required to hold approved quality system accreditation and all tool designs are field tested
- All tools come with a comprehensive 3 year warranty

3. Availability

- We have extensive stocks of finished goods to enable prompt delivery
- We have extensive stocks of spare parts for fast servicing and lower long term operating costs

CERTIFICATION

All Durapac suppliers are required to hold approved quality system accreditation. All Durapac cylinders meet or exceed ANSI/ASME B30.1 safety standards.





SPECIALISED FORCE

HYDRAULIC TOOLS & SPECIALISED EQUIPMENT

PTY. LTD.

A. CABLE CRIMPING	4-41	G. DYNAMOMETERS & LOAD CELLS	270-277
B. CABLE CUTTING	46-75	H. LINESMAN TOOLING & ASSORTED EQUIPMENT	282-311
C. HYDRAULIC TOOLS & ACCESSORIES	80-117	I. CABLE PREPARATION	316-329
D. WINCHES	122-147	J. HOLE MAKING & BENDING	334-383
E. UNDERGROUND CABLE PULLING	152-203	K. SAFETY & LIGHTING	388-397
F. OVERHEAD CONSTRUCTION & STRINGING EQUIPMENT	208-265	REFERENCES	402-413



QUALITY - SALES - SERVICE - SOLUTIONS

SYDNEY (HO)

131 WOIDS AVENUE
CARLTON NSW 2218
TEL: (02) 9547 1844
FAX: (02) 9547 2236
sales@specialisedforce.com.au

Adelaide

316 SOUTH ROAD
RICHMOND SA 5033
TEL: (08) 8352 8866
FAX: (08) 8352 7257
sasales@specialisedforce.com.au

Brisbane

2/68 NORTHLINK PLACE
NORTHGATE QLD 4013
TEL: (07) 3256 6011
FAX: (07) 3256 6055
qldsales@specialisedforce.com.au

Townsville

2/1 CIVIL ROAD
GARbutt QLD 4814
TEL: (07) 4728 8756
FAX: (07) 4725 4380
nqsales@specialisedforce.com.au

Darwin

4/17 WILLES ROAD
BERRIMAH NT 0828
TEL: (08) 8984 4453
FAX: (08) 8984 4390
ntsales@specialisedforce.com.au

Melbourne

2/18 SOUTHFORK DRIVE
KILSYTH VIC 3137
TEL: (03) 9761 4199
FAX: (03) 9761 4966
vicsales@specialisedforce.com.au

Perth

19 AUGUSTA STREET
WILLETTON WA 6155
TEL: (08) 9354 8544
FAX: (08) 9354 8360
wasales@specialisedforce.com.au

Port Hedland

4/13 CAJARINA ROAD
WEDGEFIELD WA 6721
TEL: (08) 9172 1113
FAX: (08) 9172 1170
phsales@specialisedforce.com.au

Hobart

14/370-380 CAMBRIDGE ROAD
MORNINGTON TAS 7018
TEL: 0427 423 217
FAX: (03) 9761 4966
tassales@specialisedforce.com.au

www.specialisedforce.com.au

ABN: 19 002 433 436

ELECTRICAL

Rail - Mining - Oil & Gas - Civil Infrastructure - Industrial - Communications - Transport