

# ELECTRICAL

Rail - Mining - Oil & Gas - Civil Infrastructure - Industrial - Communications - Transport



**SPECIALISED FORCE**  
HYDRAULIC TOOLS &  
ELECTRICAL CONTRACTORS EQUIPMENT  
PTY. LTD.



Distribution



Vegetation



Transmission



[specialisedforce.com.au](http://specialisedforce.com.au)

**V4**



Industrial



Wind & Solar



Underground

# COMPANY PROFILE



Specialised Force Pty Ltd has been operating and expanding throughout Australia since 1982. With the Head office in Sydney, the company now operates in Brisbane, Townsville, Darwin, Adelaide, Melbourne, Perth, Port Hedland and Hobart, with additional support distribution network covering all areas throughout Australia & New Zealand for over 35 years.

Specialised Force success rests on unique knowledge of specialised hydraulic, electrical tooling equipment and other products. This includes synchronised lifting systems, torque equipment, heat exchanger, pipe maintenance equipment and overhead/underground power installation equipment. We pursue a "complete system" approach and carefully match components to ensure efficient and safe operation of equipment. In order to transform this knowledge into solutions that meet demands in different industries, the company is organised into separate business areas.



## Focused Business Areas

**ELECTRICAL** Overhead & Underground Power Installation Machinery & Equipment

**RAIL** Maintenance, Construction and Safety Equipment

**MINING** Jacking, Maintenance Tools & Tensioning Devices

**OIL & GAS** Flange Maintenance, Alignment, Spreading & Torque Tools

**CIVIL INFRASTRUCTURE** Bending, Crimping, Punching & Cutting Tools

**INDUSTRIAL** Heavy Load Lifting/Shifting, Maintenance & Safety Equipment

**COMMUNICATIONS** Drum Handling Equipment, Rollers & Winches

**TRANSPORT** Jacks, Presses, Pullers, Repair Kits & Torque Tooling

## Safety First

Specialised Force strives to provide a safe, healthy work environment that stimulates customers and employees to perform effectively, to assume responsibility and to continue to develop towards company goals. Specialised Forces vision is for zero work-related injuries.

## Environmental Responsibility

Environmental consideration is a key element in our operations. We strive to prevent or minimize harmful effects on the environment.

## Driven By Customer Value

Where businesses are evolving – that's where you'll find Specialised Force. Our range of products and solutions are used by customers worldwide and by most industries. Specialised Force offers improved efficiency, productivity and safety, which in turn boosts profitability for customers.



# QUALITY - SALES - SERVICE - SOLUTIONS

[www.specialisedforce.com.au](http://www.specialisedforce.com.au)



## OUR VISION

Customers and partners will see us as integral to their success. We will anticipate their needs and deliver on every commitment we make.

People will be proud to work at Specialised Force. We will create opportunities to achieve the extraordinary and we will reward success.

Communities will regard us as responsible and responsive. We will integrate local perspectives, promote sound management of resources, and contribute to a better quality of life.

## OUR VALUES

### Safety

Zero accidents is our unwavering goal - people's lives depend on it.

### Excellence

We set high standards. We apply advanced technology, and we continually innovate and improve. We thrive on challenge and accomplishment.

### Ethics

Uncompromising integrity, honesty, and fairness are at the heart of our company.

### Fair Return

We earn a return that fairly rewards the value we deliver.

### Sustainability

We plan and act for the future - for the long-term good of our company, our customers, and our world.

### Mutual Respect

We work by our Specialised Force Covenants, which encourage openness, teamwork, and trust. We value an inclusive culture based on diverse backgrounds, experience and views.



**Sydney**



**Port Hedland**



**Darwin**



**Melbourne**



**Townsville**



**Adelaide**



**Perth**



**Brisbane**



**Tasmania**

# Experience you can trust

# Experience you can trust

A proven competent, widespread service network which is supported by a national infrastructure to deliver service, parts and components, is vital in ensuring that your equipment is up and running as fast as possible. In Specialised Force you have a reliable partner who can not only supply the equipment you need, but also has in-depth application knowledge of your working environment and possess a national presence that can provide a high standard of support regardless of customer location. At Specialised Force we stand behind the "SF" logo as a symbol of product quality and service.



## National Coverage, But Local Care

The real strength of Specialised Force's service is the combined knowledge and competence of the people who are in contact with customers on a day-to-day basis. Our teams provide service, parts and technical support on a national scale. The inherent multi-functionality of support teams enables solutions to be processed with the efficiency of a national organisation. Our aim is to exceed our customers' levels of expectations. Our goal is to make Specialised Force customers more successful through long-term cooperation and partnership development.

## A **team** you can trust





**A. CABLE CRIMPING**

**4–41**

**B. CABLE CUTTING**

**46–75**

**C. HYDRAULIC TOOLS & ACCESSORIES**

**80–113**

**D. WINCHES**

**118–141**

**E. UNDERGROUND CABLE PULLING**

**146–181**

**F. OVERHEAD CONSTRUCTION &  
STRINGING EQUIPMENT**

**186–221**

**G. DYNAMOMETERS & LOAD CELLS**

**226–236**

**H. LINESMAN TOOLING &  
ASSORTED EQUIPMENT**

**242–259**

**I. CABLE PREPARATION**

**264–276**

**J. HOLE MAKING & BENDING**

**282–324**

**K. SAFETY & LIGHTING**

**330–336**

**REFERENCES**

**342–353**

## A. CABLE CRIMPING

BATTERY CRIMPER – 12 TONNE – IZUMI	4-7
BATTERY CRIMPER – 12T IN-LINE – IZUMI	8-9
BATTERY CRIMPER – 15 TONNE – IZUMI	10
BATTERY MULTI TOOL – 12 TONNE – IZUMI	11-12
TOOL ACCESSORIES – BATTERY – IZUMI	14
HAND CRIMPER – 12 TONNE – IZUMI	15
REMOTE HEAD CRIMPER – 12/15 TONNE – IZUMI	16
TEST GAUGE 12/15 TONNE – IZUMI	17
DIES ALUMINIUM – 12 TONNE – NEST INDENT	18
DIES COPPER – 12 TONNE	19
DIE – “C” CONNECTOR & CUTTING – 12 TONNE	20
BATTERY TERMINAL CRIMPER – 1.5 TONNE & 2 TONNE – IZUMI	21
BATTERY CRIMPER – 5 TONNE – IZUMI	22
DIES 5 TONNE (CEMBRE) – IZUMI	23
BATTERY CRIMPER – 5 TONNE – IZUMI	24
DIES – 5 TONNE – IZUMI	25
BATTERY CRIMPER/CUTTER – 6 TONNE – IZUMI	26-27
DIES 6 TONNE	28
REMOTE CRIMP HEAD & DIES 25 TONNE – IZUMI	29
REMOTE CRIMP HEAD & DIES 30 & 200 TONNE – IZUMI	30
REMOTE CRIMP HEAD – 45 TONNE – REMA	31
DIES – 45/55 TONNE	32
REMOTE CRIMP HEAD – 60 TONNE – IZUMI	33
DIES – 60 TONNE	34
REMOTE CRIMP HEAD – 100 TONNE – IZUMI	35
REMOTE HEAD & DIES – 100 TONNE – IZUMI	36
HAND CRIMPERS – POWAQUIP	37
SWAGERS & CUTTERS – ARM	38
SWAGING, SLEEVES & TOOLING – ARM	39
BATTERY/ELECTRIC SWAGER & SLEEVES – ARM	40
HYDRAULIC WIRE ROPE SWAGER & SLEEVES – ARM	41

## B. CABLE CUTTING

RATCHET CUTTERS – BATTERY – IZUMI	46
RATCHET SCISSOR CUTTERS – BATTERY – IZUMI	47
SCISSOR CUTTERS – BATTERY – IZUMI	48
IN-LINE CUTTERS – BATTERY – IZUMI	49-50
GUILLOTINE, RATCHET & SCISSOR CUTTERS – BATTERY – IZUMI	51-53
BATTERY MULTI TOOL – 12 TONNE – IZUMI	54-56
BATTERY & CHARGER – IZUMI	57
CUTTING DIE – 12 TONNE – IZUMI	58
REMOTE CUTTING HEADS – IZUMI	59-61
REMOTE CUTTING HEADS – DAIA	62
REMOTE SAFETY CUTTING/CABLE SPIKING SYSTEM – DURAPAC – IZUMI	63
HAND CUTTERS – HYDRAULIC – IZUMI	64-66
HAND CUTTERS – AL/CU – GREENLEE	67
RATCHET HAND CUTTER – AL/CU – IZUMI - KOBAYASHI	68-69
RATCHET HAND CUTTER – AL/CU/ACSR - JENNY - GREENLEE	70-71
RATCHET CUTTERS – ACSR/GUY WIRE – GREENLEE	72
BOLT/SEAL CUTTER - BATTERY - GREENLEE	73
HAND CUTTERS & SWAGERS – WIRE ROPE – ARM	74
CUTTERS – WIRE ROPE – ARM – SENYO	75

## C. HYDRAULIC TOOLS & ACCESSORIES

WRENCH – IMPACT – GREENLEE	80-81
NUT RUNNERS, IMPACT ADAPTORS & DRIVERS	82
SOCKETS – IMPACT	83-84
IMPACT WRENCH – HIGH TORQUE – GREENLEE	85
AUGER BITS – IMPACT – BUSHRANGER	87
SAW – POLE, LONG REACH – MARUZEN	88
SAW – POLE, LONG REACH – GREENLEE	89
SAW – CHAIN – GREENLEE	90
SAWS & PRUNERS – LONG REACH – GREENLEE	91
TAMPER – POLE – GREENLEE	92
PULLER – POLE – TIIGER	93
JACKING SYSTEM – POWER POLE – DURAPAC	94
DRIVERS & DRILLS – POST & ROCK – MARUZEN	95
CUTTER – CONCRETE SAW – MARUZEN	96
BREAKERS – ROCK – MARUZEN	97
PUMPS, LOW PRESSURE – PETROL – MARUZEN	98
PUMPS, LOW PRESSURE – DIESEL – HYCON	99
HOSES – LOW PRESSURE, TWIN LINE & STORAGE BAG	100
VALVE – LOW PRESSURE, FLOW CONTROL	101
PUMPS – HIGH PRESSURE, BATTERY & REMOTE – IZUMI	103
PUMPS – HIGH PRESSURE, BATTERY – INTERCABLE	104
PUMPS – HIGH PRESSURE, BATTERY – DURAPAC	105
PUMP ACCESSORIES – BATTERY 700/850 BAR – DURAPAC	106
PUMPS – HIGH PRESSURE, ELECTRIC – RIKEN – DAIA	107
PUMPS – HIGH PRESSURE, ELECTRIC – DURAPAC	108
PUMPS – HIGH PRESSURE, DIESEL – DURAPAC	109
PUMPS – HIGH PRESSURE – PETROL – IZUMI – DURAPAC	110
PUMPS – SUBMERSIBLE – GREENLEE	111
HOSES – HIGH PRESSURE	112
HOSES & COUPLINGS – HIGH PRESSURE – CEJN	113

## D. WINCHES

WINCH – CAPSTAN, PORTABLE – PORTABLE WINCH	118-121
PORTABLE CAPSTAN WINCH – SPECIFICATIONS – PORTABLE WINCH	122
PORTABLE WINCH – SPECIFICATIONS – PORTABLE WINCH	123
PORTABLE CAPSTAN WINCH – ACCESSORIES	
REFERENCE CHART – PORTABLE WINCH	124
PORTABLE CAPSTAN WINCH – ROPES & ROPE CASES/BAGS – PORTABLE WINCH	125
PORTABLE CAPSTAN WINCH – PULLEYS & SPARE PARTS – PORTABLE WINCH	126
PORTABLE CAPSTAN WINCH – ACCESSORIES – PORTABLE WINCH	127-128
PORTABLE CAPSTAN WINCH – KITS	129
WINCH – MECHANICAL ADVANTAGE – PORTABLE WINCH	130
WINCH – DUAL CAPSTAN, PETROL/DIESEL – GOODWINCH	131-132
WINCH – PULLER ELECTRIC – GREENLEE	133 -134
PUSHER/FEEDER – CABLE – GREENLEE	135
WINCH – CAPSTAN, HYDRAULIC – BLOOM	136-137
CABLE HANDLING MACHINERY – OMAC	138-139
HOIST – TIRFOR – TRACTEL	140
WINCH – TIRFOR HYDRAULIC – TRACTEL	141



## E. UNDERGROUND PULLING

SOCKS – CABLE PULLING GRIPS	146-149
SWIVELS & QUICK LINKS - DCD	150
SWIVELS– BREAKAWAY & CONNECTORS – ROPE TO ROPE – DCD	151
CONNECTOR – ROPE TO SWIVEL – DCD	152
PULLING EYE – REUSABLE & CRIMP – HEARTHILL	153
ROPE & TWINE – POLYPROPYLENE	154
ROPE – DOUBLE BRAIDED COMPOSITE – PELICAN ROPE	155
ROPE – HIGH STRENGTH DYNEEMA – PELICAN ROPE	156
ROLLERS & GUIDES – TRENCH/MANHOLE – HEARTHILL	157
GUIDES – TRENCH/MANHOLE – HEARTHILL	158
ROLLERS & ACCESSORIES – UNDERGROUND – LANCIER	159
ROLLERS – CABLE TRAY & FEEDING - HEARTHILL	160
ROLLERS – TRENCH CORNER & SPARES - HEARTHILL	161
LIFTERS – PIT LID	162
ROLLER & SHEAVES – HOOK – GREENLEE	163
SHEAVES – HOOK, TRIPLE & CONVEYOR – GREENLEE	164
GUIDES – CONDUIT FEEDING – HEARTHILL	165
SHEAVES, BELLMOUTHS & GUIDES – CONDUIT FEEDING – HEARTHILL	166
CONDUIT PROVING / CLEANING EQUIPMENT – HEARTHILL	167
CONDUIT LUBE/CABLE GEL & RUBBER SLUG – HEARTHILL	168
BLOWING EQUIPMENT	169-170
RODDERS – FIBREGLASS – HEARTHILL	171
RODDERS, FIBREGLASS – ACCESSORIES – HEARTHILL	172
CABLE DRUM HANDLING – RAMP, TROLLEY & CADDY – HEARTHILL	173
CABLE DRUM HANDLING – LEVER & STANDS – HEARTHILL	174
CABLE DRUM HANDLING – SCISSOR LIFT STANDS – HEARTHILL	175
CABLE DRUM HANDLING – PORTABLE & SERVICE STANDS – HEARTHILL	176
CABLE DRUM HANDLING – HYDRAULIC JACK STANDS – HEARTHILL	177-178
CABLE DRUM HANDLING – “A” FRAME STANDS – HEARTHILL	179
TRAILERS – CABLE DRUM – HEARTHILL	180
PUSHER/FEEDER – CABLE – GREENLEE	181

## F. OVERHEAD CONSTRUCTION & STRINGING EQUIPMENT

WIRE GRIPS - HI-TOOL	186-193
WIRE GRIPS – INTERCHANGEABLE LINER TYPE	194-195
HOISTS – WIRE ROPE – WIRE STRAP LINCOLN HOIST	196-197
WEB STRAP PULLERS – HI-TOOL	198
SERVICE LINE TENSIONER & STANDS – POLE	199
SOCKS – CABLE PULLING GRIPS	200-203
SOCKS – CABLE PULLING GRIPS, FITTING	204-205
SWIVELS – LINE – DCD	206
CONNECTORS – ROPE & SWIVEL – DCD	207
SWIVELS, ROPE JOINTS & JOINT COVERS – OMAC	208
ROPE – INSULATING	209
HAND LINE BLOCK & PULLING EYE – POWAQUIP	210
ROPE – DOUBLE BRAIDED COMPOSITE – PELICAN ROPE	211
PLATFORMS – WORK & POLE	212
ROLLERS – OH/ABC – HEARTHILL	213
ROLLER ACCESSORIES – UNIVERSAL – POWAQUIP	214
ROLLERS – CROSSARM – HEARTHILL	215
ROLLERS – HANGING & FIBRE OPTIC – HEARTHILL	216
TRAILERS - CABLE DRUM - HEARTHILL	217
CABLE HANDLING MACHINERY - OMAC	218-221

## G. DYNAMOMETERS & LOAD CELLS

DYNAMOMETERS & TRACEABILITY PLATFORM – TRACTEL	226
TRACEABILITY PLATFORM – TRACTEL	227
DYNAMOMETERS – TRACTEL	228-231
DYNAMOMETERS – PIAB	232-233
DYNAMOMETER – ANALOG – HI-TOOL	234
METER – CABLE/WIRE TENSION – DILLON	235
METER – ROPE TENSION – GIGASENSE	236

## H. LIVE WORKING. STORAGE & LINESMAN ACCESSORIES

TREE TRIMMING – INSULATED KITS	242
INSULATED FIBREGLASS STICKS	243
STORAGE – EWP – TOOL HOLDERS & BOARDS – JAMESON	244
STORAGE – EWP – APRONS & HOOKS – ESTEX	245
STORAGE EQUIPMENT – TOOL BAGS & BUCKETS – ESTEX	246-247
PETROL DRILL - TANAKA & SONS	248
HELICAL TOOL, WEDGE REMOVER & CROSS ARM DRILL	249
WRENCH - IMPACT, BATTERY - IZUMI	250
WRENCHES - STANDARD & UTILITY RATCHET	251
GLOVES & ACCESSORIES – RUBBER INSULATING – BALMORAL ENGINEERING	252-253
MARKERS & GUARDS - BALMORAL ENGINEERING	254
WARNING MARKERS - BALMORAL ENGINEERING	255
MATS, DRAPES, COVERS & RESCUE KITS – BALMORAL ENGINEERING	256
ELECTRICAL ARC PROTECTION BLANKET- ESTEX	258
METER - CABLE LENGTH & VOLTAGE DETECTOR - GREENLEE	259

## I. CABLE PREPARATION

CONDUCTOR TRIMMER – FOR ACSR	264
STRIPPER – OUTER SHEATH – INTERCABLE	265
STRIPPER & 1000V INS KNIFE – OUTER SHEATH – INTERCABLE	266
STRIPPER – OUTER & INNER SHEATH – INTERCABLE	267
STRIPPER – INSULATION & WIRE – INTERCABLE	268
STRIPPER – SEMI-CONDUCTOR – INTERCABLE	269
CUTTER – CHAMFER & INSULATION – INTERCABLE	270
STRIPPER – INSULATION – INTERCABLE	271
STRIPPER – INSULATION/SHEATH, ABC & SEMI-CONDUCTOR SCORER	272
STRIPPER – SCORER, SHEATH & SEMI-CONDUCTOR SCORER	273
STRIPPER – INSULATION & SEMI-CONDUCTOR SCORER – SPEED SYSTEMS	274
STRIPPER – CHAMFER – SPEED SYSTEMS	275
STRIPPER – CABLE – GREENLEE	276

## J. HOLE MAKING & BENDING

PUNCH KITS – HAND HYDRAULIC – IZUMI	282-283
PUNCH KITS – BATTERY HYDRAULIC – IZUMI	284
PUNCH DRIVER – KNOCKOUT – RIKEN	285
PUNCH – BATTERY – GREENLEE	286
PUNCH – HYDRAULIC REMOTE HEAD – IZUMI	287
MULTI TOOL – BATTERY HYDRAULIC – IZUMI	288-289
PUNCH – HAND STUD & BUSHINGS – GREENLEE	290
PPUNCH & DIES – KNOCK OUT – SHARK	291
PUNCH & DIES – KNOCK OUT – DAIA – RIKEN	292
PUNCH & DIES – SLUG SPLITTER – GREENLEE	293
PUNCH & DIES – SLUG SPLITTER & SLUG BUSTER® – GREENLEE	294
PUNCH & DIES – SLUG BUSTER® – GREENLEE	295
PUNCH & DIES – OILIGHT & KEYWAY – GREENLEE	296
PUNCH & DIES – “D” & DOUBLE “D” – GREENLEE	297
PUNCH & DIES – SQUARE – GREENLEE	298
PUNCH & DIES – RECTANGULAR – GREENLEE	299
PUNCH & DIES – ELECTRONIC CONNECTOR – GREENLEE	300
DRAW STUDS	301
DRAW STUDS, SPACERS & KEYWAY PUNCH – GREENLEE	302
PUNCH – ELECTRIC – DIAMOND	303
PUNCH & DIES – DIAMOND	304-306
BITS – STEP – GREENLEE	307
DRILL & TAP COMBINATIONS – GREENLEE	308
DRILLS – FLEXIBLE – GREENLEE	309
DRILLS, FLEXIBLE – KITS & ACCESSORIES – GREENLEE	310
AUGER BITS – IMPACT – BUSHRANGER	311
DRILLS – MAGNETIC – HOUGEN	312
DRILL ACCESSORIES – MAGNETIC – HOUGEN	313
BENDER – CONDUIT MANUAL – BENDITNOW	314
THREADER – CONDUIT, STEEL	315
BENDER – BATTERY CABLE – IZUMI	316-317
BENDER – PIPE, HYDRAULIC – IZUMI	318
BENDING, CUTTING & FAB – BUSBAR – DAIA – IMB	319
BENDER – PIPE DIGITAL, ELECTRICAL & ACCESSORIES – CBC	320
BENDER – PIPE DIGITAL, ELECTRICAL & ACCESSORIES – CBC	321
BENDING & FABRICATION – BUSBAR – NOVOPRESS	322-324

## K. SAFETY & LIGHTING

NETS – LOAD CONTAINMENT – SSEA	330
NETS – CYCLONE – SSEA	331
DIRT LIFTING TARP & CROSSARM DRILL – ESTEX	332
LIGHTNING & FLAGS – POLE	333
TORCH – SIGNALLER	334
LIGHTING – EMERGENCY & MULTIFUNCTIONAL – NIGHTSEARCHER	335-336

## REFERENCE TABLES

POWER CABLE – DIMENSIONAL DATA	342
SOCK & SWIVEL SELECTION MATRIX	343
REFERENCE TABLES	344-353











# Crimping

***www.specialisedforce.com.au***



## A. CABLE CRIMPING

4-41

BATTERY CRIMPER – 12 TONNE – IZUMI	4-7
BATTERY CRIMPER – 12T IN-LINE – IZUMI	8-9
BATTERY CRIMPER – 15 TONNE – IZUMI	10
BATTERY MULTI TOOL – 12 TONNE – IZUMI	11-12
TOOL ACCESSORIES – BATTERY – IZUMI	14
HAND CRIMPER – 12 TONNE – IZUMI	15
REMOTE HEAD CRIMPER – 12/15 TONNE – IZUMI	16
TEST GAUGE 12/15 TONNE – IZUMI	17
DIES ALUMINIUM – 12 TONNE – NEST INDENT	18
DIES COPPER – 12 TONNE	19
DIE – “C” CONNECTOR & CUTTING – 12 TONNE	20
BATTERY TERMINAL CRIMPER – 1.5 TONNE & 2 TONNE – IZUMI	21
BATTERY CRIMPER – 5 TONNE – IZUMI	22
DIES 5 TONNE (CEMBRE) – IZUMI	23
BATTERY CRIMPER – 5 TONNE – IZUMI	24
DIES – 5 TONNE – IZUMI	25
BATTERY CRIMPER/CUTTER – 6 TONNE – IZUMI	26-27
DIES 6 TONNE	28
REMOTE CRIMP HEAD & DIES 25 TONNE – IZUMI	29
REMOTE CRIMP HEAD & DIES 30 TONNE & 200 TONNE – IZUMI	30
REMOTE CRIMP HEAD – 45 TONNE – REMA	31
DIES – 45/55 TONNE	32
REMOTE CRIMP HEAD – 60 TONNE – IZUMI	33
DIES – 60 TONNE	34
REMOTE CRIMP HEAD – 100 TONNE – IZUMI	35
REMOTE HEAD & DIES – 100 TONNE – IZUMI	36
HAND CRIMPERS – POWAQUIP	37
SWAGERS & CUTTERS – ARM	38
SWAGING, SLEEVES & TOOLING – ARM	39
BATTERY ELECTRIC SWAGER & SLEEVES – ARM	40
HYDRAULIC WIRE ROPE SWAGER & SLEEVES - ARM	41



## 12 TONNE BATTERY HYDRAULIC CRIMPERS (MADE IN JAPAN)



### MODEL NO. REC 6 SERIES

The REC Series battery operated 12 tonne compression tools accept 12 tonne standard dies. Used for applying lugs, connectors and compression fittings to copper cables, aluminium, ACSR, ABC and various other cables and conductors. The pistol versions "Series 6" tools are well balanced and preferred for overhead and switchboard applications. The trigger switch and return button are activated by only one hand, so that other hand is always free to hold working material. New electronic circuit board with LED indicates compression status and battery capacity. To order complete kits with tool, two batteries and 12/24VDC-230VAC charger - add the **suffix (CC)** to the "Kit Model No." shown in tables below.



**REC-6431**  
Pistol "C" Head

### FEATURES

- Fitted with electronic memory function that records the number of compression cycles.
- Non slip soft grip.
- 12/24VDC-230VAC charger included ("CC" kit models)
- 14.4VDC 4.0Ah Lithium-Ion Batteries with Charge Indicator BP-84LI
- Increased battery life
- Ergonomic design and hand grips
- Rapid ram advance mechanism
- LED Light (For dark working places)
- Improved Motors & Circuit Boards (Series 6 Only)
- Crimping Head Swivel capability ranging up to 350° depending on the Hydraulic Cimper Model
- Quality ISO9001
- Pinch Free Design - OH&S compliant
- These tools are fitted with rubber cover to prevent accidental flash over (not rated).

### STANDARD ACCESSORIES

- Shoulder strap
- Double moulded carry case



**REC-6510**  
Pistol "C" Head



**REC-H6130**  
Pistol "U" Head

**Continued Next Page**

## SPECIFICATIONS

Kit Model No.	Style	Head Type	Jaw Opening (mm)	Force (Kn)	Capacity (mm <sup>2</sup> )		Dimensions (mm) (LxHxW)	Reservoir Capacity (cc)	Wt Inc Battery (kg)
					Al	Cu			
<b>REC-6431(CC)</b>	Pistol	C	31	120	300	300	431x284x84	153	7.1
<b>REC-6510(CC)</b>	Pistol	C	42	120	300	400	453x284x84	153	7.4
<b>REC-H6130(CC)</b>	Pistol	U	25	120	300	300	423x284x80	153	5.7

\* For special lugs, connectors or sleeves contact Specialised Force as we can test crimp materials and suggest most suitable models

**Refer page 14 for battery and charger details**

**Refer pages 18-20 for 12T dies**



**REC-6431**

LED LIGHTS



**REC-6510**

## 12 TONNE BATTERY HYDRAULIC CRIMPERS (MADE IN JAPAN)

### MODEL NO. S7G SERIES

The S7G Series Battery Hydraulic 12 tonne Crimpers accept industry standard 12 tonne dies, used for applying compression Lugs, Links, Full-Tension & Non-Tension sleeves to a variety of conductor sizes & types, including Copper (CU), Aluminium (AL), ACSR, ABC and a variety of other cables and conductors.

### FEATURES

- Japanese quality
- Quick release die retainer
- 270° Swivel head
- OH&S compliant - no retract pinch point
- Well balanced design suitable for overhead, underground and switchboard applications

- Manual retract button does not rely on battery
- Retract stop feature for multiple crimping
- Battery Level Indicator (on battery)
- Ergonomically designed & balanced body for operator comfort
- Quality backed by ISO9001
- These tools are fitted with rubber cover to prevent accidental flashover (not rated).

- STANDARD ACCESSORIES**
- Shoulder strap
  - Double moulded carry case



**S7G-C431M**  
Pistol "C" Head



**S7G-C510M**  
Pistol "C" Head

LED Work Light

Kit Model No.	Style	Head Type	Jaw Opening (mm)	Force (Kn)	Capacity (mm <sup>2</sup> )		Dimensions (mm) (LxHxW)	Reservoir Capacity (cc)	Wt Inc Battery (kg)
					Al	Cu			
<b>S7G-C431M(BB)</b>	Pistol	C	31	120	300	300	413x286x92	153	7.4
<b>S7G-C510M(BB)</b>	Pistol	C	42	120	300	400	436x286x92	153	7.8

NOTE: For special cables or conductors contact Specialised Force and we can suggest most suitable models. To order complete kits including Crimper, two Batteries, 230VAC Charger - add the **suffix (BB)** to the "Kit Model No." shown in tables above.

**"Series 7 battery crimper provides the IZUMI reliability with the versatility of a Makita battery"**

### ACCESSORIES

Model No.	Style
<b>BL1850B</b>	Makita 18v 5.0Ah Battery
<b>DC18RC</b>	Makita 230V Battery Charger
<b>DM18M</b>	Makita to Milwaukee Battery Adaptor

Now your IZUMI tool can be powered by a Milwaukee Battery.

**Optional Accessory Only. Not an IZUMI Product.**



**BL1850B**



**DC18RC**



**DM18M**

**Refer pages 18-20 for 12T dies**

**Continued Next Page**



## 12 TONNE BATTERY HYDRAULIC CRIMPERS (MADE IN JAPAN)

### MODEL NO. S7L SERIES

The NEW S7L Series Battery Hydraulic Crimpers provide faster advance retraction speed than previous generation tools. Patent pending Auto-Retract feature offers a user-selectable ON/OFF switch for manual or automatic retraction. The new ergonomic grip makes it easy for both "on-ground" and "hold-on" operations.



### FEATURES

- Manual mechanical reverse for emergency use
- Manual release valve for emergency, on the bottom of a unit
- LED work light for dark working site
- Auto Retract Function by electronic control

- Detection of current waveform turns on/off servomotor to open/close valve

### STANDARD ACCESSORIES

- Shoulder strap
- Double moulded carry case



**S7L-431M**  
Lunchbox "C" Head

**S7L-510M**  
Lunchbox "C" Head

**S7L-C610M**  
Lunchbox "C" Head

Kit Model No.	Style	Head Type	Jaw Opening (mm)	Force (Kn)	Capacity (mm <sup>2</sup> )		Dimensions (mm) (LxHxW)	Reservoir Capacity (cc)	Wt Inc Battery (kg)
					Al	Cu			
<b>S7L-431M(BB)</b>	Lunch Box	C	31	120	300	300	486x263x92	153	7.7
<b>S7L-510M(BB)</b>	Lunch Box	C	42	120	300	400	508x263x92	153	8.0
<b>S7L-C610M(BB)</b>	Lunch Box	C	50	134	300	400	574x263x108	440	10.6

NOTE: For special cables or conductors contact Specialised Force and we can suggest most suitable models. To order complete kits including Crimper, two Batteries and 230VAC Charger - add the **suffix (BB)** to the "Kit Model No." shown in tables above.

**"Series 7 battery crimper provides the IZUMI reliability with the versatility of a Makita battery"**

### ACCESSORIES

Model No.	Style
<b>BL1850B</b>	Makita 18v 5.0Ah Battery
<b>DC18RC</b>	Makita 230V Battery Charger
<b>DM18M</b>	Makita to Milwaukee Battery Adaptor



**DM18M**



**BL1850B**



**DC18RC**

Now your IZUMI tool can be powered by a Milwaukee Battery. **Optional Accessory Only. Not an IZUMI Product.**



## IN-LINE BATTERY HYDRAULIC CRIMPERS (MADE IN JAPAN)



### MODEL NO. SL SERIES

The Izumi SL streamline series hydraulic crimpers were designed for crimping in tight spaces such as switchboards and panels or pre-existing cable termination points. They accept standard 12 tonne "C" or "U" compression dies. Despite their lightweight "in-line" compact design, their performance is still equivalent to that of the pistol style Series 6 tools. The number of times crimping can be completed has increased with the inclusion of 4.0 AH BP-84LI batteries.

### FEATURES

- The SL-510 is the latched head version of the SL-C510
- Compress conductors up to 400mm<sup>2</sup>
- Rapid ram advance mechanism
- Right or left handed operation
- 180° swivel head (SL-C510)
- Quality backed by ISO9001
- 14.4VDC 4.0Ah Lithium-Ion Batteries with press charge indicator
- 12/24VDC-230VAC charger included ("CC" kit models)
- Sliding pin with lock function prevents head from opening accidentally

### STANDARD ACCESSORIES

- Wrist strap
- Double moulded carry case



SL-C510



SL-510

Continued Next Page



**"C" Crimp Head**



**Latched Head**

To order complete kits with tool, two batteries and 12/24VDC-230VAC charger - add the **suffix (CC)** to the **"Kit Model No."** shown in tables below.

### TOOL SPECIFICATIONS

Kit Model No.	Style	HeadType	Jaw Opening (mm)	Force (Kn)	Capacity (mm <sup>2</sup> )		Dimensions (mm) (LxHxW)	Reservoir Capacity (cc)	Wt Inc Battery (kg)
					Al	Cu			
<b>SL-C510(CC)</b>	In-Line	C	42	120	300	400	521x150x101	153	7.30
<b>SL-510(CC)</b>	In-Line	Latched	42	120	300	400	485x121x101	153	5.90

\* For special lugs, connectors or sleeves contact Specialised Force as we can test crimp materials and suggest most suitable models

**Refer page 14 battery and charger details**

**Refer page 18-20 for 12 tonne dies**



**SL-510**



**SL-C510**

**LED LIGHTS**

## MODEL No. S7L-610M



## SPECIFICATIONS

Model No.	S7L-610M
Style	Lunch Box
Head Type	15 Ton Latched-Head
Jaw Opening (mm)	50
Force (kN)	134
Capacity	Al (mm <sup>2</sup> ) 400/500 mm <sup>2</sup> Cu (mm <sup>2</sup> ) 630 mm <sup>2</sup>
Operating Speed (No Load)	11.1 sec
Dimensions (mm)	542 x 263 x 94 (LxHxW)
Oil Capacity	440 ml
Weight	9.0 kg

## FEATURES

The S7L-610M has the largest output and piston travel of all our battery tools. The piston travel is 50mm which accepts mid-span copper and aluminium sleeve and cables.

Portability and handling have now been improved and, the Crimper now features a new larger handle opening with a rocker type advance/retract switch located on top of the handle for 1-finger trigger operation. The handle opening and rocker type switch is large enough for gloved hand. It also incorporates a built-in foot base with finger indents for easier handling when holding the tool with both hands.

## DIES &amp; ACCESSORIES

15 Tonne Hex Die-Set Suits Rec-3610				
Model No.	mm <sup>2</sup>	A/F	Material	Crimp Width
15T-26.0AFCU	300	26.0	CU	10.5mm
15T-28.1AFCU	400	28.1	CU	8.5mm
15T-31.0AFCU	500	31.0	CU	7.2mm
15T-37.0AFCU	630	37.0	CU	6.2mm
15T-39.0AFAL	400/500	39.0	AL	16.5mm
Model No.	Description			
15T-PU-ADAPTOR	PICK UP ADAPTOR TO SUIT STANDARD 12Tonne Dies			

IZUMI



FORCE

15 Tonne Type

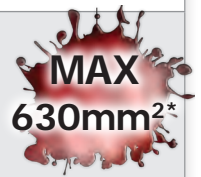
JAW OPENING

50mm with Dies fitted

CAPACITY

300mm<sup>2</sup> AL & 400mm<sup>2</sup> CU\*500mm<sup>2</sup> AL & 630mm<sup>2</sup> CU with 15T dies

\*Accepts existing 12 tonne Standard Dies Nest/Indent & "C" connector Dies when used with 15T-PU-ADAPTOR



## DETAILS

- Dies are sold separately.  
**Refer below chart for 15 Tonne dies and refer pages 18–20 for 12 Tonne Dies (To use 12T dies you must purchase the 15T-PU-ADAPTOR as per below table)**
- Made in Japan
- LED lights when battery capacity becomes low
- Well balanced & compact design
- Larger handle opening with rocker type switch
- Built-in foot base with finger indents
- New rapid advance system
- 18 Volt Makita Lithium-ion battery
- 180° swivel head
- Quality backed by ISO9001
- Manual mechanical reverse for emergency use

## ORDERING INFORMATION

Refer page 7 for Battery and Charger Details

**PLEASE NOTE:** Add the suffix (BB) to the model number for lithium-ion batteries e.g. S7L-610M(BB)

Includes: 2 Batteries (BI1850B) and 18VDC-230VAC Charger (DC18RC)

**MODEL No: S7L-610M** Includes: Crimper with carrying case and shoulder strap only (No Battery or Charger)



15T-PU-ADAPTOR



## MODEL No. REC-6200MX

Fitted with 200AT-410 12 Tonne Crimp Head

HEAD RELEASE PIN

### STANDARD ACCESSORIES

- Shoulder strap
- Double moulded carry case

### SPECIFICATIONS

Motor	14.4 VDC
Reservoir Capacity	78 cc
Force at Die Face	127 kN
Head Rotation	180°
Size (mm)	383 x 261 x 79 (LxHxW)
Weight	5.8kg with BP-84LI Battery (without crimp head)

#### Crimp Head Attachment

- Accepts existing 12 ton U-type dies
- Maximum Capacity 300mm<sup>2</sup> Al/Cu

**PLEASE NOTE:** Add (CC) to the model number e.g. REC-6200MX(CC)

Includes: Battery Tool, 2 Batteries (BP-84LI) and 12/24VDC-230VAC Charger (CH-120)

EASY PULL PIN TO CHANGE HEADS



(\*FIVE TOOLS IN ONE - WITH ACCESSORY HEADS, INTERCHANGEABLE HEADS NOT INCLUDED)

Refer page 14 for Battery and Charger Details

### MODEL No. 200AT-410 12 Tonne Crimp Head attachment to suit REC-6200MX



Opening Between Die Faces	17mm
Maximum Capacity	300mm <sup>2</sup> Al/Cu
Weight	2.4kg

Accepts existing 12 ton U-type dies (Refer page 18–20)

### MODEL No. 200AT-50YC Cable Cutter attachment to suit REC-6200MX



Cutting Capacity	Up to 50mm OD Cable (Including Insulation) <b>Cuts nonferrous cables only</b>
Weight	1.0kg

Continued Next Page

A CABLE CRIMPING

www.specialisedforce.com.au





## MODEL No. 200AT-AP18 Angle Steel Puncher attachment to suit REC – 6200MX

Punching Capacity	Supplied with 3 sets of Punch Dies 10.5, 13.5 & 17.5 mm Diameter for 6mm thick steel
Size (LxHxW)	186 x 130 x 67 mm
Weight	3.8 kg
Throat Depth	47mm
To Centre of Punch	23.5mm



## MODEL No. 200AT-13WT Threaded rod cutter attachment to suit REC – 6200MX

Cutting Capacity:
M10 or 3/8 BSW Steel or Stainless Steel Threaded Rod
M12 or 1/2 BSW Steel or Stainless Steel Threaded Rod

**Includes a 13WT-07 M12 Blade Set**  
**OPTIONAL BLADE SETS**  
 13WT-06 M10, 13WT-02 3/8 BSW, 13WT-05 1/2 BSW



**FOR STAINLES STEEL, MILD STEEL, BRASS, ALUMINIUM ETC, TO 3.0MM THICK**

## MODEL No. 200AT-9PD Knock out Puncher attachment to suit REC-6200MX

Punching Capacity	Up to 63.5mm Stainless Steel and (115.5mm) diameter hole on 3.0mm thickness Mild Steel.
-------------------	---

### DETAILS

- Punch & die, Draw Studs & Spacer Collars are the same as those used for SH-10.
- 200AT-9PD comes with Draw Studs & Spacer Collars.

**Refer pages 291 to 300 for suitable Punch & Dies**



## Civil Infrastructure



## Transport




## Electrical



## Rail



## Industrial



## Mining



## Oil & Gas



## Communications



## Defence



[www.specialisedforce.com.au](http://www.specialisedforce.com.au)



## BATTERIES AND CHARGER

Battery Level LED Indicator



### MODEL No. BP-84LI BATTERY

#### FEATURES

- Battery status level LED indicator: 3 LED= 85% remaining, 2 LED= 65%-85% remaining, 1 LED = 5%-65%, 0 LED= less than 5% remaining
- High Capacity 4.0Ah Battery Pack
- Lightweight
- Impact resistant Housing
- Minimally effected by high Temperatures
- Minimal Self Discharge
- No memory effect



230V BATTERY CHARGER ADAPTOR



12/24VDC BATTERY CHARGER ADAPTOR

### MODEL No. CH-120 CHARGER

#### FEATURES

CHARGES BP-84LI BATTERIES ONLY

- Includes AC/DC charging base with AC/DC charge adaptors
- Charger has conditioning feature to accommodate memory effect
- 80% charge in 70mins, fully charged in 90mins.
- New interlocking feature- Holds battery securely
- Monitors battery temperature & Battery Voltage for correct Charging and battery faults

Green- Charging

Orange- Charging Completed

Red- High-Low Temperature

Red Blinking- Error Unable to Charge

None- Stand By.

Model No.	Components	Voltage/Source	Weight
<b>BP-84LI</b>	1 x Battery Only	14.4VDC	600g
<b>CH-120</b>	1 x Charging Base, 1 x DC Charge Adaptor 12/24VDC 1 x AC Charge Adaptor 230VAC	230VAC/12/24VDC	975g



## MANUAL CRIMPER 12 TONNE

**IZUMI**

**EP-431**



**FORCE**  
**12 Tonne Type**

**JAW OPENING**  
**31mm C-HEAD**

**CAPACITY**  
**300mm<sup>2</sup> Al/Cu**

**MAX 300mm<sup>2</sup> CU**

Standard 12 Tonne Dies  
Nest/Indent & "C" Connector Dies

### MODEL No. EP-431

#### INCLUDED ITEMS

12T Hand Crimper & double moulded carrying case.

#### SPECIFICATION

Ram Stroke	31mm (Jaw opening)
Reservoir capacity	145 cc
Force at die face	106 kN
Size	610 (L) x 150 (W) mm
Weight	6.3 kg

#### FEATURES

The EP-431 has a standard jaw opening of 31mm and features a two stage rapid advance pumping system.

This tool was designed for the general electrical contractor and electric utility linesman who is confronted with larger cable diameter and larger connectors.

Most of the internal hydraulic components are the same as the EP-510C.



**IZUMI**

**EP-510C**

**FITTED WITH A RUBBER BOOT FOR ADDED ELECTRICAL PROTECTION**



**FORCE**  
**12 Tonne Type**

**JAW OPENING**  
**42mm C-HEAD**

**CAPACITY**  
**300mm<sup>2</sup> AL & 400mm<sup>2</sup> CU**

**MAX 400mm<sup>2</sup> CU**

Standard 12 Tonne Dies  
Nest/Indent & "C" Connector Dies

### MODEL No. EP-510C

#### INCLUDED ITEMS

12T Hand Crimper & double moulded carrying case.

#### SPECIFICATION

Ram Stroke	42mm (Jaw opening)
Reservoir capacity	200 cc
Force at die face	118 kN
Size	644 (L) x 150 (W) mm
Weight	8.0 kg

#### FEATURES

The EP-510C hand operated compression tool features a large jaw opening and a two stage rapid advance pumping system

The jaw opening of 42mm can accept a larger, mid-span compression sleeve installed on larger cables and the cable can then be removed through the jaw opening.

### DETAILS (APPLIES TO BOTH MODELS)

- Dies are sold separately  
**Refer pages 18-20 for 12T Dies**
- Specify the manufacturer's die and connector numbers
- Two stage pumping action for rapid ram advance to the connector hold position with minimum pumping action
- Replaceable Dropout bypass valve cartridge for easy repair
- Fibreglass handles
- 180° swivel head
- Twist handle pressure release

## REMOTE HEAD CRIMPER 12 TONNE - Standard 12 Tonne Dies Nest/Indent & "C" Connector Dies

**IZUMI**

**EP-431HA**

**PINCH FREE MODEL**

**FORCE**  
12 Tonne Type

**JAW OPENING**  
31mm C-HEAD

**CAPACITY**  
300mm<sup>2</sup> Al/Cu

**MAX**  
300mm<sup>2</sup>

### MODEL No. EP-431HA

#### INCLUDED ITEMS

Crimp Head, Steel carrying case with die tray

#### SPECIFICATION

Ram Stroke	31mm (Jaw opening)
Oil volume required	50 cc
Force at die face	106 kN
Size	340 (L) mm
Weight	4.75 kg

**IZUMI**

**EP-510HE**

**FITTED WITH A RUBBER BOOT FOR ADDED ELECTRICAL PROTECTION**

**PINCH FREE MODEL**

**FORCE**  
12 Tonne Type

**JAW OPENING**  
42mm C-HEAD

**CAPACITY**  
300mm<sup>2</sup> Al & 400mm<sup>2</sup> Cu

**MAX**  
400mm<sup>2</sup>

### MODEL No. EP-510HE

#### INCLUDED ITEMS

Crimp Head, Steel carrying case with die tray

#### SPECIFICATION

Ram Stroke	42mm (Jaw opening)
Oil volume required	77 cc
Force at die face	118 kN
Size	420 (L) mm
Weight	5.7 kg

- Battery or Electric pumps, refer page 103-108
- Dies are sold separately, refer page 18-20 for 12T Dies
- Refer page 112-113 for hydraulic coupling configurations and hoses, supplied standard with screw type female 3050-3 coupling

**IZUMI**

**EP-610HS2**

**FORCE**  
15 Tonne Type

**JAW OPENING**  
40mm with Dies Fitted

**CAPACITY**  
300mm<sup>2</sup> Al & 400mm<sup>2</sup> Cu  
500mm<sup>2</sup> AL & 630mm<sup>2</sup> CU with 15T Dies

**MAX**  
630mm<sup>2</sup>

### MODEL No. EP-610HS2

#### INCLUDED ITEMS

Steel carrying case with die tray


(Accepts existing 12 ton Standard Dies Nest/Indent & "C" connector Dies when used with 15T-PU-ADAPTOR).

#### SPECIFICATIONS

Ram Stroke	50mm (Jaw Opening)
Oil volume required	100 cc
Force at die face	139kN
Size	375 (L) mm
Weight	7.0 kg

### DIES & ACCESSORIES

15 Tonne Hex Die-Set Suits Rec-3610				
Model No.	mm2	A/F	Material	Crimp Width
15T-26.0AFCU	300	26.0	CU	10.5mm
15T-28.1AFCU	400	28.1	CU	8.5mm
15T-31.0AFCU	500	31.0	CU	7.2mm
15T-37.0AFCU	630	37.0	CU	6.2mm
15T-39.0AFAL	400/500	39.0	AL	16.5mm
Model No.	Description			
15T-PU-ADAPTOR	PICK UP ADAPTOR TO SUIT STANDARD 12TONNE DIES			



15T-PU-ADAPTOR

MODEL No. PG-610B FORCE TEST GAUGE (12-15T)



Model No.

PG-610B

Specifications

Dial face up to 176 kN

Size (mm)

250 (L) x 105 (W) x 25 (D)

Weight (kg)

1.5

Included in Kit

Steel carrying case  
Test dies (Blank dies for EP-410)



PG-610B shown fitted into **crimper head**

DETAILS

Used to calibrate output force of 12 and 15 ton tools, designed to fit in all brand 12 ton tools and supplied with U & C type test dies. The PG-610B force test gauge can measure output force up to 15 ton.

When testing the 15 tonne tool (SL7-610M) the U die adapter is necessary.

The **PG-610B** comes complete with U type test dies and steel carrying case.

Applicable to check output force of most 12 and 15 tonne hydraulic; hand, battery and remote head tools that use standard 12 tonne dies.

IMPORTANT NOTE

Output force adjustment of tools requires a calibrated force test gauge and appropriate tools to adjust the relief valve. Improper adjustment may result in too high or too low of inner pressure. Higher pressure may cause damage to the tool or seals. Lower pressure results in insufficient tool output causing improper connection of compressed connectors.



## DIES ALUMINIUM 12 TONNE

Suitable for ALL brands of 12 Battery, Manual & Remote Head Hydraulic Compression Tools

Model No.	Hex A/F	Length Of Crimp Face	Conductor Details
Aluminium			
12T-9.0AFAL	9.0 mm	22.0 mm	6-35 mm <sup>2</sup>
12T-13.2AFAL	13.2 mm	22.0 mm	50-70 mm <sup>2</sup>
12T-17.3AFAL	17.3 mm	22.0 mm	95-120 mm <sup>2</sup>
12T-21.0AFAL	21.0 mm	18.0 mm	150-185 mm <sup>2</sup> UTILUX
12T-22.0AFAL	22.0 mm	18.0 mm	150-185 mm <sup>2</sup> CABAC
12T-28.4AFAL	28.4 mm	18.0 mm	240-300 mm <sup>2</sup>
Overhead			
12T-14.0AFAL	14.0 mm	22.0 mm	7/2.25 UTILUX
12T-14.5AFAL	14.5 mm	22.0 mm	7/2.50
12T-18.0AFAL	18.0 mm	22.0 mm	7/3.00 & 7/3.75 CABAC
12T-18.3AFAL	18.3 mm	22.0 mm	
12T-19.0AFAL	19.0 mm	22.0 mm	7/4.50 CABAC
12T-22.0AFAL	22.0 mm	18.0 mm	19/3.25 CABAC
12T-26.2AFAL	26.2 mm	18.0 mm	19/3.75 CABAC
12T-30.3AFAL	30.3 mm	18.0 mm	19/4.75
ABC			
12T-14.0AFALABC	14.0 mm	9.0 mm	25 mm <sup>2</sup> ABC
12T-17.3AFALABC	17.3 mm	9.0 mm	35 – 70 mm <sup>2</sup> ABC
12T-21.5AFALABC	21.5 mm	9.0 mm	95 – 150 mm <sup>2</sup> ABC
12T-25.0AFALABC	25.0 mm	8.0 mm	ABC
Specials			
12T-7.7AFAL	7.7 mm	25.0 mm	
12T-16.5AFAL	16.5 mm	22.0 mm	
12T-21.5AFAL	21.5 mm	18.0 mm	
12T-24.9AFAL	24.9 mm	18.0 mm	
12T-30.0AFAL	30.0 mm	18.0 mm	
Steel			
12T-7.5AFST	7.5 mm	10 mm	INNER STEEL (ACSR)
12T-9.5AFST	9.5 mm	10 mm	INNER STEEL (ACSR)



**STEEL STORAGE BOX WITH FOAM INSERT**  
 (15 DIE CAPACITY)  
 MODEL No. 12T-METAL-BOX



**PLASTIC STORAGE BOX ALSO AVAILABLE**  
 (18 DIE CAPACITY)  
 MODEL No. 12T-BOX

Nest & Indent Sizes For "UG" Aluminium Sector Cable				
Conductor Size	3 Core		4 Core	
	Nest	Indent	Nest	Indent
70mm <sup>2</sup>	12T-12NEST	12T-INDENT14	12T-14NEST	12T-INDENT14
95mm <sup>2</sup>	12T-12NEST	12T-INDENT15	12T-14NEST	12T-INDENT15
120mm <sup>2</sup>	12T-12NEST	12T-INDENT16	12T-14NEST	12T-INDENT16
150mm <sup>2</sup>	12T-12NEST	12T-INDENT17	12T-15NEST	12T-INDENT17
185mm <sup>2</sup>	12T-12NEST	12T-INDENT18	12T-15NEST	12T-INDENT18
240mm <sup>2</sup>	12T-12NEST	12T-INDENT19	12T-15NEST	12T-INDENT19
300mm <sup>2</sup>	12T-12NEST	12T-INDENT20	12T-15NEST	12T-INDENT20

CUTTING DIE	Description
12T-CUTTINGDIE	Guy Wire/Guy Strand/EHS Guy Wire, 16mm (5/8") ACSR/AL/CU 17.5mm Ground Rod & Soft Steel Bolts 16mm (5/8") (Refer page 20 for details)

**PLEASE NOTE:** THIS CHART IS A GUIDE ONLY, PLEASE CHECK WITH YOUR LUG/LINK MANUFACTURER FOR AF SIZES



## DIES COPPER 12 TONNE

Suitable for ALL brands of 12T Battery, Manual & Remote Head Hydraulic Compression Tools

Model No.	Hex A/F	Length Of Crimp Face	Conductor Details
Copper			
12T-4.4AFCU	4.4 mm	6.35 mm	6 mm2
12T-5.7AFCU	5.7 mm	6.35 mm	10 mm2
12T-6.3AFCU	6.3 mm	17.5 mm	16 mm2 *
12T-7.7AFCU	7.7 mm	17.5 mm	25 mm2 *
12T-9.2AFCU	9.2 mm	17.5 mm	35 mm2 *
12T-10.4AFCU	10.4 mm	17.5 mm	50 mm2 *
12T-11.5AFCU	11.5 mm	17.5 mm	70 mm2 *
12T-14.2AFCU	14.2 mm	17.5 mm	95 mm2 *
12T-16.5AFCU	16.5 mm	14.0 mm	120 mm2 *
12T-18.3AFCU	18.3 mm	14.0 mm	150 mm2 *
12T-20.0AFCU	20.0 mm	14.0 mm	185 mm2 *
12T-23.1AFCU	23.1 mm	10.0 mm	240 mm2 *
12T-26.0AFCU	26.0 mm	10.0 mm	300 mm2 *
12T-28.1AFCU	28.1 mm	8.0 mm	400 mm2 **
Die Sets *(**)Indicates Dies Included In the Sets Below			
* 12T-CUSET-MB	16mm2 to 300mm2 (11 Dies)	Metal Case	
* 12T-CUSET	16mm2 to 300mm2 (11 Dies)	Plastic Case	
** 12T-CUSET-MB400HB	16mm2 to 400mm2 (12 Dies)	Metal case	
**12T-CUSET400	16mm2 to 400mm2 (12 Dies)	Plastic Case	
Overhead			
12T-8.3AFCU	8.3 mm	9.0 mm	7/1.63 & 7/1.70
12T-9.6AFCU	9.6 mm	9.0 mm	7/2.00 & 7/2.03
12T-11.5AFCU	11.5 mm	9.0 mm	7/2.62
12T-13.0AFCU	13.0 mm	17.5 mm	37/.064 19/2.11
12T-14.8AFCU	14.8 mm	9.0 mm	19/2.0 & 19/2.11
12T-19.3AFCU	19.3 mm	14.0 mm	19/2.57
Copper Screen			
12T-12.7AFCU	12.7 mm	14.0 mm	185mm2 TRIPLEX
12T-7.5AFCU	7.5 mm	16.0 mm	35mm2 TRIPLEX
Specials			
12T-8.7AFCU	8.7 mm	17.5 mm	SPECIAL



**STEEL STORAGE BOX WITH FOAM INSERT**

(15 DIE CAPACITY)  
MODEL No. 12T-METAL-BOX



**PLASTIC STORAGE BOX ALSO AVAILABLE**

(18 DIE CAPACITY)  
MODEL No. 12T-BOX

• Refer page 20 for Copper "C" Connector Dies

## MODEL No. 12T- SERIES COPPER “C” CONNECTOR DIES

The below die sets are for Copper “C” Connectors which are “C” shaped copper sections for terminating main and tap copper conductors. Our dies are made to the same specifications as Burndy, Cabac and Dulmison/PLP (Preformed Line Products). We also supply a range of Utilux die sets for copper conductor terminations.



12T-U1011



12T-U997




12T-UC



12T-UO

SF Model No	Equivalent to		
	Burndy	Cabac	Dulmison/PLP
12T-U1011	U1011	HT130-C1011	-
12T-U997	U997	HT130-C997	-
12T-UC	UC	HT130-CC	-
12T-UO	UO	HT130-CO	-
12T-DU1315	-	-	DU1315
12T-DUOT	-	-	DUOT

**“AUSTRALIAN MADE”**



**CUTTING DIES  
MANUFACTURED IN  
AUSTRALIA FROM  
HIGH TENSILE  
STEEL BILLETS &  
HEAT TREATED TO  
MAXIMISE STRENGTH  
& DURABILITY**

## MODEL No. 12T-CUTTING DIE (MADE IN AUSTRALIA)



**SHORTER LEGS AT TOP  
TO ALLOW PLACEMENT  
BUT STILL CAPTURE  
MATERIAL**

### CAN BE USED IN

- 12 Tonne Hand Hydraulic Crimping Tools
- 12 Tonne Battery Powered Crimpers
- Remote Head Hydraulic Crimpers

### BENEFITS

- Less costly than dedicated Cutting Tools
- Simple to install in Crimping Tools
- Require no adjustment for cutting different materials
- Heavy duty design with 6 high tensile cap screws.

### CAN CUT THE FOLLOWING MATERIALS

Guy Wire/Guy Strand/EHS Guy Wire	16mm (5/8")
ACSR/AL/CU	17.5mm
Earth Rod & Soft Steel Bolts	16mm (5/8")



**CORRECT DIE  
POSITIONING**

**LONGER LEGS AT  
BOTTOM TO SUPPORT &  
CENTRE MATERIAL**



## MODEL No. REC-Li14

### SPECIFICATIONS

Motor (VDC)	14.4
Force at die face (kN)	19.6
Size (mm) (LxHxW)	335 x 305 x 75
Weight (kg)	3.17 (Inc Battery)



### FEATURES

The REC-Li14 was designed for crimping insulated and non-insulated terminals up to 14 mm<sup>2</sup>. With interchangeable jaws detachable from the link, various jaws to suit crimping terminals can be selected.

This portable light weight, rechargeable crimper is ideal for control panel wiring. Jaws are available for non-insulated terminals, ring-sleeves and closed-end terminals. Specify the jaw type when ordering this tool.

### DETAILS


- Jaws are sold separately
- 14AT-214: 2-14mm<sup>2</sup> Non-Insulated Terminal
- 14AT-345: 1.25-5.5mm<sup>2</sup> Insulated Terminal
- Rapid ram advance mechanism
- Well balanced design
- 14.4 VDC powerful motor


- Right or Left handed operation
- Quality backed by ISO9001

### ORDERING INFORMATION

#### MODEL No: REC-LI14

Includes: 1 x Shoulder strap, 1 x Carrying case, 1 x Battery (BP-14LN), 1x 230VAC Charger (CH-25LNW) Items can be sold separately





**INTERCHANGEABLE  
JAWS**

**FORCE**  
19.6kN

**RAM STROKE**  
6.6mm

**CAPACITY**  
**Insulated Terminals: 1.25mm (Red), 2mm (Blue) & 5.5mm (Yellow).**  
**Non-Insulated Terminals: 2, 5.5, 8 & 14mm**

## BATTERY CRIMPER - 1.5T 03123 BATTERY MICRO CRIMPING TOOL



**Includes 1 x Charger, 1x Li Battery, 1 x Die\* & 1 x Carry Case**

### FEATURES

- 65% faster crimping cycle vs ratcheting tool
- 250 crimps per cycle charge (when crimping 6.0mm<sup>2</sup> wire)
- Total weight: 1kg (2.2 lbs)
- Reduces hand force from 24kg to 2.7kg (53 to 6 lbs)
- Gator Eye™ crimping diagnostics
- LED multi-functional light to ensure crimp is complete
- Powersense™ function

### SPARES

Model No.	03127	LGML-1AU
Description	Spare Battery	Charger 230VAC



**Crimp 3x faster with 90% less force using the 03123 Micro Crimping Tool.**



INCLUDES DIE  
MODEL NO. IS5071\*

Insulated Terminals & Lugs	
Connection	Model No. IS5071 Solid or Stranded Wire 0.5mm <sup>2</sup> to 6.0mm <sup>2</sup>
Crimp Sizes	<b>RED</b> = 0.5mm <sup>2</sup> to 1.0mm <sup>2</sup> <b>BLUE</b> = 1.5mm <sup>2</sup> to 2.5mm <sup>2</sup> <b>YELLOW</b> = 4.0mm <sup>2</sup> to 6.0mm <sup>2</sup>

**\*OTHER DIES AVAILABLE UPON REQUEST  
PLEASE CONTACT YOUR NEAREST  
SPECIALISED FORCE BRANCH**

**IZUMI**



**FORCE**  
**5 Tonne**

**JAW OPENING**  
**15mm Between Die Faces**

**CAPACITY**  
**CEMBRE type dies**  
**16 to 185mm<sup>2</sup> CU**  
**Up to 150 mm<sup>2</sup> ABC**



**STANDARD ACCESSORIES**

- Wrist Strap
- Carry Case

## SPECIFICATION

Applicable Hex Compression	Max. 185 mm CU Lugs Max. 150 mm ABC
Motor	14.4 VDC
Force at Die face	5 Tonne
Dimensions (L x H x W)	397 x 79 x 70 (mm)
Weight	2.72kg with BP-84LI Battery

## FEATURE

The ECO-261E is an In-Line type battery operated compression tool, accepts **CEMBRE** type dies from 16mm CU to 185mm CU and up to 150mm Aerial Bundled Cable

**Refer pages 23 for 5T CEMBRE style Dies.**

This portable light weight rechargeable compression tool, makes it easy to access tight cable joints in narrow control panels.

The control buttons are activated by only one hand so that other hand is always free to hold working material.

## MODEL No. ECO-261E



## DETAILS

- Fully automatic, self-contained Battery Operated Compression Tool
- 14.4 VDC powerful motor
- Right or Left handed operation
- Quality backed by ISO9001
- Fast operation
- Cutter Dies available for hard wire strand to 10mm diameter (MODEL No. 5T-MB52-50)

**Refer page 14 for Battery & Charger Details**

**PLEASE NOTE:** Add the suffix **(CC)** to the model number for lithium-ion batteries e.g. **ECO-261E(CC)**  
Includes: 2 Batteries (**BP-84LI**) and 12/24VDC-230VAC Charger (**CH-120**)

**MODEL No: ECO-261E(CC)-C/DIE**  
Includes: Crimper with 2 x Batteries (**BP-84LI**) and 12/24VDC-230VAC Charger (**CH-120**), and Cutting Die (**5T-MB52-50**)

**MODEL No: ECO-261E**  
In-Line Battery Powered Compression Tool



**DIES 5 TONNE CEMBRE  
(TO SUIT ECO-261E INLINE CRIMPER)**



Model No.	A/F Dimension	Description	Tool
<b>Aluminium</b>			
5T-M90-50	9.00mm	9.0 AF AL	ECO-261E
5T-M132-50	13.20mm 50-70mm <sup>2</sup>	13.2 AF AL	ECO-261E
5T-M140-50	14.00mm 7/2.25 UTILUX 25mm <sup>2</sup> ABC	14.0 AF AL	ECO-261E
5T-M173-50	17.30mm 95-120mm <sup>2</sup>	17.3 AF AL	ECO-261E
5T-M215-50	21.50mm 150-185mm <sup>2</sup> UTILUX 35-70mm <sup>2</sup> ABC	21.5 AF AL	ECO-261E
5T-M220-50	22.00mm 19/3.25 CABAC 95-120mm <sup>2</sup> ABC	22.0 AF AL	ECO-261E
<b>Copper</b>			
5T-M63-50	6.30mm 16mm <sup>2</sup>	6.3 AF CU	ECO-261E
5T-M77-50	7.70mm 25mm <sup>2</sup>	7.7 AF CU	ECO-261E
5T-M87-50	8.70mm SPECIAL	8.7 AF CU	ECO-261E
5T-M92-50	9.20mm 35mm <sup>2</sup>	9.2 AF CU	ECO-261E
5T-M96-50	9.60mm 7/2.00 & 7/2.03	9.6 AF CU	ECO-261E
5T-M104-50	10.40mm 50mm <sup>2</sup>	10.4 AF CU	ECO-261E
5T-M115-50	11.50mm 70mm <sup>2</sup>	11.5 AF CU	ECO-261E
5T-M142-50	14.20mm 95mm <sup>2</sup>	14.2 AF CU	ECO-261E
5T-M148-50	14.80mm 19/2.00 O/HEAD 19/2.11	14.8 AF CU	ECO-261E
5T-M165-50	16.50mm 120mm <sup>2</sup>	16.5 AF CU	ECO-261E
5T-M183-50	18.30mm 150mm <sup>2</sup>	18.3 AF CU	ECO-261E
5T-M190-50	19.00mm SPECIAL	19.0 AF CU	ECO-261E
5T-M200-50	20.00mm 185mm <sup>2</sup>	20.0 AF CU	ECO-261E
<b>Cutting Die</b>			
5T-MB52-50	10.00mm CUT	STAY WIRE CUTTING DIE 10.0mm OD	ECO-261E





**IZUMI**



**FORCE**

**5 Tonne**

**JAW OPENING**

**13mm Between Die Faces**

**CAPACITY**

**#111 series type dies**

**10 to 185mm<sup>2</sup> CU**

**Up to 150 mm<sup>2</sup> ABC**

## MODEL No. ECO-50



## SPECIFICATION

Applicable Hex Compression	Max. 185 mm CU Lugs Max. 150 mm ABC
Motor	14.4 VDC
Force at Die face	5 Tonne
Dimensions (LxWxH)	397 x 79 x 70 (mm)
Weight	3.1kg with BP-84LI Battery

## FEATURE

The ECO-50 is an In-Line type battery operated compression tool, accepts **SERIES 5T-111 DIES** type dies from 10mm CU to 185mm CU and up to 150mm Aerial Bundled Cable

**Refer page 25 for 5T SERIES Dies.**

This portable light weight rechargeable compression tool is easier to access tight cable joints in narrow control panels.

The control buttons are activated by only one hand so that other hand is always free to hold working material.

## DETAILS

- Fully automatic, self-contained Battery Operated Compression Tool
- 14.4 VDC powerful motor
- Right or Left handed operation
- Quality backed by ISO9001
- Fast operation

**Refer page 14 for Battery & Charger Details**

**PLEASE NOTE:** Add the suffix (CC) to the model number for lithium-ion batteries e.g. **ECO-50(CC)**  
Includes: 2 Batteries (**BP-84LI**) and 12/24VDC-230VAC Charger (**CH-120**)

**MODEL No: ECO-50(CC)-C/W DIES 14, 17.3, 21.5 ABC**

Includes: Crimper with 2 x Batteries (**BP-84LI**) and 12/24VDC-230VAC Charger (**CH-120**), 3 x ABC Dies

**MODEL No: ECO-50**

In-Line Battery Powered Compression Tool only

## STANDARD ACCESSORIES

- Wrist Strap
- Carry Case

**DIES 5 TONNE SERIES 111  
(TO SUIT ECO-50 INLINE CRIMPER)**



Model No.	Dimensions Of Hex Die		Style	Application
	A/F (mm)	Crimp Length (mm)		
Copper				
5T-111-5763CU/1	5.7	12	2	10 mm2 Cu (Lugs & Links)
	6.3	12	2	16 mm2 Cu (Lugs & Links)
5T-111-7792CU/1	7.7	12	2	25 mm2 Cu (Lugs & Links)
	9.2	12	2	35 mm2 Cu (Lugs & Links)
5T-111-104115CU/1	10.4	9	2	50 mm2 Cu (Lugs & Links)
	11.5	9	2	70 mm2 Cu (Lugs & Links)
5T-111-142CU/1	14.2	6	1	95 mm2 Cu (Lugs & Links)
5T-111-165CU/1	16.5	6	1	120 mm2 Cu (Lugs & Links)
5T-111-148CU/1	14.8	6	1	19/2.00 OH
5T-111-183CU/1	18.3	5	1	150 mm2 Cu (Lugs & Links)
5T-111-200CU/1	20.0	5	1	185 mm2 Cu (Lugs & Links)
Aluminium				
5T-111-140173AL/1	14.0	9	2	25mm ABC
	17.3	9	2	35-70mm ABC
5T-111-180190AL/1	18.0	9	2	Full tension sleeve on 7/3.00 and 7/3.75
	19.0	9	2	Full tension sleeve on 7/4.50
5T-111-210AL/1	21.0	9	1	Non tension sleeve on 19/3.75 also 120 mm CCT
5T-111-215AL/1	21.5	9	1	95-150mm ABC
5T-111-220AL/1	22.0	9	1	Full tension sleeve on 19/3.75

Each die has dual markings cable size mm2 and A/F hex.  
Note: Each die set consists of 2 pieces


**STYLE 1**



**STYLE 2**



**IZUMI**



FORCE  
**6 Tonne**

**BATTERY TYPE & CAPACITY**  
**Lithium-Ion 14.4VDC 4.0Ah**

## CAPACITY

- Crimp # SL-6CJ head up to 240mm<sup>2</sup>**  
**Al/Cu/ACSR**
- Cut # SL-CH up to 32mm OD**  
**Cu/Al 300mm<sup>2</sup>**
- # SL-ACSR up to 20mm OD**  
**ACSR (Single Steel Core)**
- # SL-GW up to 14.3mm**  
**Cu/Al/ACSR**

## MODEL No. SL-ND



**SL-6CJ**  
6T Crimp



**SL-ACSR**  
Cut ACSR

## FEATURES

- The SL-ND has four interchangeable jaw types: SL-6CJ Jaw for crimping (6T capacity); SL-CH jaw for cutting Al/Cu; SL-ACSR for cutting ACSR; and SL-GW for cutting Al/Cu/ACSR.
- Quickly and easily change between head types with the easy pull-pin design.
- The SL-6CJ Jaw accommodates 6 ton round type dies for applying compression fittings to copper, aluminium, and ACSR conductors widely used in the industry (Also crimps ABC).
- The SL-ND also features an LED light for illuminating dark work areas and a fully enclosed weather resistant housing.
- Powered by a Lithium-Ion battery 4.0Ah.
- Jaws are sold separately.**

## SPECIFICATIONS

Motor (V D C)	14.4
Force at die face (kN)	70
Size (mm) (LxHxW)	560 x 89 x 69
Weight (kg)	3.6 (Inc battery)
Battery Capacity (Ah)	4.0 (Lithium-Ion)
Charge Time (mins)	90



Simple Spring Loaded  
Twist Pin Design for  
Changing Head

**Continued Next Page**



## DETAILS

- Rapid ram advance mechanism
- Well balanced design
- Simple spring loaded twist pin design for changing head



**SL-CH**  
Cut Al/Cu



**SL-GW**  
Cut Al/Cu/ACSR

**SL-ND**  
6T Crimp Tool (only)



The SL-ND was designed light and ergonomic, to be used one-handed and operated in confined spaces.

**Refer to Page 49-50 for More Information on the Cutting Heads**

## ORDERING INFORMATION

Model No.	Description	SL-ND Tool Only	SL-6CJ Crimp Head	SL-CH AL/CU Cutting Head	SL-ACSR ACSR Cutting Head	SL-GW AL/CU/ACSR Cutting Head	BP-84LI Lith-ion Battery	CH-120 12/24-230V Charger	6T-6mm Round-ing Die	SL-CB Bending Tool
SL-ND	6T Tool Only	1								
SL-ND(CC)	6T Tool with Lithium-ion Battery & Charger	1					2	1		
SL-ND/6CJ(CC)	6T Crimping Tool	1	1				2	1		
SL-ND/CH(CC)	6T AL/CU Cutting Tool	1		1			2	1		
SL-ND/6CJ/ACSR(CC)	6T Crimping & ACSR Cutting Tool	1	1		1		2	1		
SL-ND/ACSR(CC)	6T ACSR Cutting Tool	1			1		2	1		
SL-ND/GW(CC)	6T AL/CU/ACSR Cutting Tool	1				1	2	1		
SL-ND FENCING TOOL	6T Fencing Tool	1	1				2	1	1	
SL-ND/CB(CC)	6T Cable Bending Tool	1					2	1		1

**NOTE: All Tool Combinations Supplied with Case. Contact your Nearest Specialised Force Branch to Design your Own Kit.**  
Refer to Page/s: **14** for Battery & Charger Details; **28** for 6T Crimping Dies & **316** for Bending Head Details

## 6 TON ROUND DIES

**SUITS KLAUKE EK425, IZUMI SL-ND  
DOES NOT SUIT IZUMI 5 TONNE TOOLS**

### COPPER

Model No.	Dimensions Of Hex Die (mm)		Conductor Details (mm <sup>2</sup> )
	A/F	Crimp Length	
6T-6.3AFCU	6.3	6.0	16
6T-7.7AFCU	7.7	10.0	25
6T-9.2AFCU	9.2	10.0	35
6T-10.4AFCU	10.4	9.0	50
6T-11.5AFCU	11.5	9.0	70
6T-14.2AFCU	14.2	6.0	95
6T-16.5AFCU	16.5	6.0	120
6T-18.3AFCU	18.3	5.0	150
6T-20.0AFCU	20.0	5.0	185
6T-23.1AFCU	23.1	5.0	240
6T-CUSET240	COPPER DIE SET		INCLUDES ALL DIES ABOVE

### ALUMINIUM

Model No.	Dimensions Of Hex Die (mm)		Conductor Details (mm <sup>2</sup> )
	A/F	Crimp Length	
6T-9.0AFAL	9.0	12.0	10-35
6T-13.2AFAL	13.2	12.0	50-70
6T-22.0AFAL	22.0	9.0	150-185

### ABC – PRE-INSULATED SLEEVES

Model No.	Dimensions Of Hex Die (mm)		Conductor Details (mm <sup>2</sup> )
	A/F	Crimp Length	
6T-14.0AFALABC	14.0	9.0	25
6T-17.3AFALABC	17.3	9.0	35-70
6T-21.5AFALABC	21.5	9.0	95-150



**6T-CUSET240**


**IZUMI**




FORCE  
**25 Tonne**  
CAPACITY  
**500mm<sup>2</sup> AL & 630mm<sup>2</sup> CU**

**MODEL No. EP-250H  
ITEMS INCLUDED**

25 Tonne Head, heavy-duty metal carry-case, with die tray



**"AUSTRALIAN  
MADE"**



**MODEL No. EP-250H**

**SPECIFICATIONS**

Capacity	25 tonne compression head will crimp cable lugs to 630mm <sup>2</sup> Copper and 500mm <sup>2</sup> Aluminium.
Weight	6.8kg
Working Pressure	700 Bar. 10,000 PSI

**FEATURES**

Unique twist-lock die retaining pin holds top die in place and cannot be misplaced or incorrectly fitted.

**DETAILS**

- See below for available Dies, Special Die Sizes available upon request
- Adaptor die to accept standard 12 tonne shell-type dies available (**Model No. 25T-12T**)
- Full range of hand, foot, air /hydraulic electric & battery pumps are available
- Alternative hydraulic coupling types available upon request
- Now with spring loaded die lock pin to eliminate misalignment of dies, due to pin not engaging properly



**Model No. 25T-12T**

**ALUMINUM DIES**

Model No.	Hex A/F (mm)	Width of Crimp Face (mm)	Conductor Details
25T-30.0AFAL	30.0	25.0	19/3.75 PEARL-NEON AAAC
25T-39.0AFAL	39.0	25.0	400/500mm <sup>2</sup>

**COPPER DIES**

Model No.	Hex A/F (mm)	Width of Crimp Face (mm)	Conductor Details
25T-18.3AFCU	18.3	16.0	150mm <sup>2</sup>
25T-20.0AFCU	20.0	16.0	185mm <sup>2</sup>
25T-23.1AFCU	23.1	16.0	240mm <sup>2</sup>
25T-26.0AFCU	26.0	16.0	300mm <sup>2</sup>
25T-28.1AFCU	28.1	16.0	400mm <sup>2</sup>
25T-31.0AFCU	31.0	16.0	500mm <sup>2</sup>
25T-37.0AFCU	37.0	12.2	630mm <sup>2</sup>

**ACSR DIES**

Model No.	Hex A/F (mm)	Width of Crimp Face (mm)	Conductor Details
25T-28.5AFAL	28.5	27.0	30/7/2.50 GRAPE

**STEEL INNER DIES**

Model No.	Hex A/F	Width of Crimp Face	Conductor Details
25T-16.0AFST	16.0	17.0	AS USED ON GRAPE


25T TO 12T DIE ADAPTOR ALSO AVAILABLE (**Model No. 25T-12T**)  
SPECIAL DIES CAN BE MANUFACTURED TO YOUR SPECIFICATIONS

- Refer page 18-20 for 12 tonne dies
- Refer page 112-113 for hydraulic coupling configurations and hoses, supplied standard with screw type female 3050-3 coupling
- Battery or Electric pumps, refer page 103 to 108



# REMOTE CRIMP HEAD 30T & 200T

## MODEL No. EP-520C



### FEATURE

The EP-520C is a single acting, 294kN press that is designed to compress Aluminium sleeves and Copper lugs.

- The EP-520C remote head requires an external 700 BAR or 10,000 PSI pumping source
- Simple and rigid frame type construction makes the press lighter yet durable
- Used extensively for crimping of stainless steel balustrade fittings
- Dies can be manufactured to suit all types of fittings

**DIES**  
1.5kg  
APPROX

### SPECIFICATION

Ram Stroke	26mm (Jaw opening)
Capacity	630mm <sup>2</sup> CU and 500mm <sup>2</sup> AL and C-Connectors
Oil volume required	132 cc
Output Force	30 TONNE
Dimensions	125 (Ø) x 380 (h) mm
Weight	17.5 kg

**IZUMI**

Ideal for  
dual port  
dies

FORCE  
30 Tonne

JAW OPENING  
26mm Between Die Faces

CAPACITY  
500mm<sup>2</sup> AL & 630mm<sup>2</sup> CU



### DETAILS

- Dies are sold separately

Copper 30 Tonne Dies		
Model No.	Hex Af	Conductor Details
30T-23.1AFCU	23.1 mm	240mm <sup>2</sup>
30T-26.0AFCU	26.0 mm	300mm <sup>2</sup>
30T-28.1AFCU	28.1 mm	400mm <sup>2</sup>
30T-31.0AFCU	31.0mm	500mm <sup>2</sup>
30T-37.0AFCU	37.0mm	630mm <sup>2</sup>
Aluminium 30 Tonne Dies		
30T-5.4/6.5AF	5.4/6.5 mm	DUAL HEX FOR STEEL
30T-7.8 / 10.8 Dual Hex For Steel		
30T-SPECIAL	PLEASE NOMINATE	ESPECIALLY MADE FOR AL or CU

## MODEL No. EP – 200W

200 ton class compression head  
Max connector outer diameter: Approx. 100 mm



EP-200W shown with HPE-160 pump  
(sold seperately, Refer page 110)

### FEATURES

The EP-200W is a 200 ton class compression head which accepts shell type dies exclusively designed for the EP-200W. It requires an external double acting 700 Bar pumping source.

Double acting is hydraulically advancing the ram to build correct tonnage, after-which the hydraulic pressure is reversed to retract the ram. It expedites ram retracting time as well as connector binding between dies.

Removable die cap design helps operator an easy insertion and removable of the connector.

### SPECIFICATIONS

Ram Stroke	40mm (Jaw opening)
Oil volume required	1,134 cc
Output force	1961 kN
Dimensions (mm)	270 (Ø) x 415 (h)
Weight	86.0 kg

**IZUMI**

FORCE  
200 Tonne

JAW OPENING  
31mm Between Die Faces

CAPACITY  
Max connector outer diameter: Approx. 100 mm



### DETAILS

- Dies are sold separately
- Specify the manufacturer's connector numbers
- Light weight
- Removable die cap for easy connector positioning
- Double acting hydraulic pump required

**SPECIAL DIES CAN BE DESIGNED & MANUFACTURED FOR DIFFERENT MATERIALS TYPES & APPLICATIONS**

- Refer page 112-113 for hydraulic coupling configurations and hoses, supplied standard with screw type female 3050-3 coupling
- Battery, Diesel, Petrol or Electric pumps, refer page 103 to 110



MODEL No. H450  
(MADE IN GERMANY)

**LIGHT-  
WEIGHT  
ONLY  
11.4kg**



## DETAILS

This lightweight head is for crimping larger overhead joints, terminations and underground lugs or connectors. Made in Germany, includes Cejn 115 Series quick disconnect male coupler and 10-115-4101 metal dust cap. Supplied without carry case and leather die locating pin strap. Refer next page for dies.

## SPECIFICATIONS

Model No.	H450
Force at die face	45 Tonne (450kN)
Dimensions (mm)	115 Ø x 285 (L)
Capacity (mm <sup>2</sup> )	800mm <sup>2</sup> Cu / 630mm <sup>2</sup> Al
Working Pressure (Bar)	700 (10,000 PSI)
Weight (kg)	11.4 (without dies)

- Refer page 112-113 for hydraulic coupling configurations and hoses
  - Battery or Electric pumps, refer page 103-108
  - Refer page 32 for suitable dies

## 45/55 TONNE DIES (SUITS REMA 45T REMOTE HEAD)

### ALUMINIUM DIES

Model No.	Hex A/F (mm)	Conductor Details (mm <sup>2</sup> )	Crimp Length (mm)	Die Length (mm)
<b>55T-28.3AFAL</b>	28.3	240/300	50	50
<b>55T-39.0AFAL</b>	39.0	400/500	50	50
<b>55T-43.2AFAL</b>	43.2	630	50	50

### COPPER DIES

Model No.	HEX A/F (mm)	Conductor Details (mm)	Crimp Length (mm)	Die Length (mm)
<b>55T-23.1AFCU</b>	23.1	240	24	50
<b>55T-26.0AFCU</b>	26.0	300	25	50
<b>55T-28.1AFCU</b>	28.1	400	25	50
<b>55T-31.0AFCU</b>	31.0	500	25	50
<b>55T-37.0AFCU</b>	37.0	630	25	50
<b>55T-43.2AFCU</b>	43.2	800	25	50
<b>55T-48.0AFCU</b>	48.0	1000	25	50

### ACSR / AAC / AAAC

Model No.	HEX A/F (mm)	Crimp Length (mm)	Die Length (mm)	Conductor
<b>55T-28.5AFAL</b>	28.5	50	50	Grape
<b>55T-30.0AFAL</b>	30.0	50	50	
<b>55T-34.5AFAL</b>	34.5	50	50	Lemon
<b>55T-40.0AFAL</b>	40.0	50	50	Lime
<b>55T-44.5AFAL</b>	44.5	50	50	Orange
<b>55T-47.5AFAL</b>	47.5	50	50	Olive
<b>55T-48.0AFAL</b>	48.0	45	50	

### ACSR INNER STEEL

Model No.	HEX A/F (mm)	Crimp Length (mm)	Die Length (mm)	Conductor
<b>55T-16.0AFST</b>	16.0	19.0	50	Grape
<b>55T-17.0AFST</b>	17.0	19.0	50	Lemon
<b>55T-18.0AFST</b>	18.0	19.0	50	
<b>55T-19.0AFST</b>	19.0	19.0	50	Olive
<b>55T-20.0AFST</b>	20.0	19.0	50	Paw Paw

Different manufacturers of crimps lugs have designed their lugs to be crimped with different A/F (Across Flats) dimension

Please check with your lug manufacturer before selecting ACSR / AAC / AAAC die sets.



**"AUSTRALIAN MADE"**



**IZUMI**



**FORCE**

**54 Tonne**

**JAW OPENING**

**38mm Between Die Faces**

**CAPACITY**

**1000mm<sup>2</sup> AL & 1000mm<sup>2</sup> CU**

**ACSR up to 48.00mm A / F Crimp Size**

**Made in Japan**

**MODEL No. EP-60S**



**SUPPLIED WITH  
GROUND STAND &  
METAL STORAGE CASE**

**SPECIFICATION**

Ram Stroke	38mm (Jaw opening)
Oil volume required	303 cc
Forced at die face	540 kN at 700 Bar (10,000 PSI) of oil pressure
Dimensions (mm)	146 (Ø) x 450 (h) with ground stand
Weight (kg)	19.8 without Ground Stand 21.4 with Ground Stand

**ACCESSORIES**

Optional Die adapter for 12 ton type dies  
**MODEL No. 60T-12T**

**FEATURES**

The EP-60S compression head was designed as a portable tool for installing compression sleeve and terminals for transmission construction and maintenance work.

**Suitable For Transmission Line Construction**

**DETAILS**

- Dies are sold separately  
**Refer page 34 for 60T Dies**
- Accepts all dies used for Alcoa, 60 ton compressors
- Specify the manufacturer's die and connector numbers
- Portable and light weight
- Detachable ground stand
- Large handle for easy carrying
- Single acting hydraulic pump required: 700 Bar Working Pressure
- Industry Standard 60 Tonne Classification Head



**A CABLE CRIMPING**

**www.specialisedforce.com.au**

## 60 TONNE DIES

## ALUMINIUM

Model No.	Hex A/F (mm)	Conductor Detail (mm <sup>2</sup> )	Crimp Length (mm)	Die Length (mm)
<b>60T-28.3AFAL</b>	28.3	240-300	50	66.7
<b>60T-39.0AFAL</b>	39.0	400-500	50	66.7
<b>60T-43.2AFAL</b>	43.2	500-630	50	66.7
<b>60T-52.5AFAL</b>	52.5	800-1000	40	40

## COPPER


Model No.	Hex A/F (mm)	Conductor Detail (mm <sup>2</sup> )	Crimp Length (mm)	Die Length (mm)
<b>60T-23.1AFCU</b>	23.1	240	25	66.7
<b>60T-26.0AFCU</b>	26.0	300	25	66.7
<b>60T-28.1AFCU</b>	28.1	400	25	66.7
<b>60T-31.0AFCU</b>	31.0	500	25	66.7
<b>60T-37.0AFCU</b>	37.0	630	25	66.7
<b>60T-43.2AFCU</b>	43.2	800	25	51
<b>60T-48.0AFCU</b>	48.0	1000	25	51

## ACSR/AAC/AAAC

Model No.	Hex A/F (mm)	Crimp Length (mm)	Die Length (mm)
<b>60T-28.5AFAL</b>	28.5	50	66.7
<b>60T-34.5AFAL</b>	34.5	50	66.7
<b>60T-40.0AFAL</b>	40.0	50	66.7
<b>60T-44.5AFAL</b>	44.5	50	66.7
<b>60T-47.5AFAL</b>	47.5	45	50
<b>60T-48.0AFAL</b>	48.0	45	45



**"AUSTRALIAN  
MADE"**



## STEEL INNER ACSR

Model No.	Hex A/F (mm)	Crimp Length (mm)	Die Length (mm)
<b>60T-16.0AFST</b>	16.0	19.0	66.7
<b>60T-17.0AFST</b>	17.0	19.0	66.7
<b>60T-18.0AFST</b>	18.0	19.0	66.7
<b>60T-19.0AFST</b>	19.0	19.0	66.7
<b>60T-20.0AFST</b>	20.0	19.0	66.7

Different manufacturers of crimp lugs have designed their lugs to be crimped at different A/F (Across Flats) dimension. Please check with your lug manufacturer before selecting ACSR / AAC / AAAC die sets.

Also available:

Model No.	Die
<b>60T-FLAT-SHORT</b>	Flat Die Short
<b>60T-FLAT-LONG</b>	Flat Die Long
<b>60T-FLAT-HEX</b>	Half Hex, Half Flat Die



**IZUMI**



**FORCE**

**100 Tonne**

**JAW OPENING**

**17mm Between Dies Faces**

**CAPACITY**

**Max connector outer diameter:  
Approx. 75mm**

**MODEL No. EP-100W**

100 ton class compression head

Max connector outer diameter: Approx. 75mm



**SPECIFICATIONS**

Ram Stroke	22mm (Jaw opening)
Oil volume required	314cc
Output force	980 kN
Dimensions (mm)	200 (Ø) x 350 (h)
Weight	32.0 kg

**FEATURES**

The EP-100W is 100 ton class compression head for full tension, transmission and substation connections and requires an external double acting 700 Bar pumping source.

Double acting means hydraulically advancing the ram to build correct tonnage, after-which the hydraulic pressure is reversed to retract the ram. It expedites ram retracting time.

Removable die cap design helps operator with easy insertion and removal of the connector.

Dies are exclusive to this model not interchangeable with other manufacturers.

**DETAILS**

- Dies are sold separately  
**Refer page 36 for 100T Dies**
- Specify the manufacturer's die and connector numbers.
- Light weight
- Removable die cap for easy connector positioning
- Simple design for easy maintenance
- Double acting hydraulic pump required
- Supplied without storage case



**- Refer page 112-113 for hydraulic coupling configurations and hoses, supplied standard with screw type couplings**



## MODEL No. EP-100W/SMVT-43



### FEATURES

**Mounted on Aluminium base, c/w protective Aluminium cage.**

This IZUMI EP100W double Acting 100 ton compression Head is also available with the SMVT-43 Directional valve. When the valve is fitted to the compression head it also includes an alloy base plate, pressure gauge & hydraulic couplings with carry handles for easy portability.

The SMVT-43 valve enables the operator to Crimp terminations right at the compression head.

The EP100W/SMVT-43 is operated by either a single acting or double acting pump.

We offer, Petrol driven, Battery Driven or Electrically operated Power Pumps to suit.

Included Items	100 Tonne Press ( <b>EP100W</b> ) & Riken Valve ( <b>SMVT-43</b> )
Weight	39.5kg
Dimensions (mm)	550 (L) x 200 (W) x 390 (H)


### 100 TONNE DIES ACSR/AAC/AAAC

Model No.	A/F (Across Flats) (mm)	Length Of Crimps Face (mm)
<b>100T-28.5AFAL</b>	28.5	75.0
<b>100T-34.5AFAL</b>	34.5	75.0
<b>100T-40.0AFAL</b>	40.0	75.0
<b>100T-44.5AFAL</b>	44.5	75.0
<b>100T-47.5AFAL</b>	47.5	75.0
<b>100T-48.0AFAL</b>	48.0	75.0

### ACSR INNER STEEL

Model No.	A/F (Across Flats) (mm)	Length Of Crimp Face (mm)
<b>100T – 16.0AFST</b>	16.0	35.0
<b>100T – 17.0AFST</b>	17.0	35.0
<b>100T – 18.0AFST</b>	18.0	35.0
<b>100T – 19.0AFST</b>	19.0	35.0
<b>100T – 20.0AFST</b>	20.0	35.0

Different manufacturers of crimps lugs have designed their lugs to be crimped at different A/F (Across Flats) dimension. Please check with your lug manufacturer before selecting ACSR / AA / AAAC die sets. Dies for copper conductors are available made to order.



**"AUSTRALIAN MADE"**



RIKEN **SMVT-43** VALVE

Shown with 63mm Gauge with Protection Cover Included



**- Refer page 112-113 for hydraulic coupling configurations and hoses, supplied standard with screw type couplings**

## KK SERIES HEXAGONAL ROTATABLE DIE LUG HAND CRIMPER



Dies are self contained and rotate within the Tool Head, ensuring dies cannot be misplaced.



Model No.	KK05AU	Model No.	KK06AU
<b>Crimp Range CU</b>	6, 10, 16, 25, 35 & 50mm²	<b>Crimp Range CU</b>	6, 10, 16, 25, 35, 50, 70, 95 & 120mm²
<b>Weight</b>	1.35kg	<b>Weight</b>	3.75kg
<b>Total Length</b>	400mm	<b>Total Length</b>	665mm

## MODEL No. RHX-95B HAND RATCHET ABC CRIMPER

Model No.	Description	Length (mm)	Weight (kg)
<b>RHX-95B</b>	RATCHET CRIMPER KIT C/W 4 SETS HEX DIES	Unit Only 272	Unit Only 1.5
<b>RHX-95B-9.2CU</b>	DIE 9.2MM CU FOR RHX-95B CRIMPER	N/A	0.1
<b>RHX-95B-10.4CU</b>	DIE 10.4MM CU FOR RHX-95B CRIMPER	N/A	0.1
<b>RHX-95B-11.5CU</b>	DIE 11.5MM CU FOR RHX-95B CRIMPER	N/A	0.1
<b>RHX-95B-14.0ABC</b>	DIE 14.0MM ABC FOR RHX-95B CRIMPER	N/A	0.1

### ITEMS INCLUDED








- 1 x Die Set 25mm² ABC – 14.0mm A/F
- 1 x Die Set 35mm² CU – 9.2mm A/F
- 1 x Die Set 50mm² CU – 10.4mm A/F
- 1 x Die Set 70mm² CU – 11.5mm A/F
- 1 x Moulded Plastic Carry Case



Additional size dies available separately upon request.

## WIRE ROPE/CABLE CUTTERS AND SWAGERS (MADE IN JAPAN)



Wire Rope Cutter – Hand		Cable Cutter – Hand	Wire Rope Cutter – Hand	Wire Rope Cutter - Bench	Wire Rope Swager – Hand	Hand Swager
						
RC-8	RC-SERIES	KC-SERIES	WR-SERIES	WR-10BB	HSC-SERIES	HS-1000
Single Hand	Double Hand	Double Hand	Double Hand	Bench Type	Swagers & Cuts Double Hand	Wire Rope Swager

Model No.	Type	Length (mm)	Capacity (mm)	Weight (kg)	Model No. for Spare Blade Set	Blade Weight (kg)
<b>RC-8</b>	Wire Rope Cutter	195	5	0.3	<b>N/A</b>	<b>N/A</b>
<b>RC-450</b>		470	12	1.5	<b>RCJ-450</b>	0.5
<b>RC-800</b>		800	16	3.9	<b>RCJ-800</b>	1.3
<b>KC-450</b>	Cable Cutter (Cu/Al)*	475	25	1.4	<b>KCJ-450</b>	0.5
<b>KC-800</b>		810	50	3.6	<b>KCJ-800</b>	1.0
<b>WR-6</b>	Wire Rope Cutter	350	6	0.9	<b>WRJ-6</b>	0.3
<b>WR-10</b>		590	10	2.3	<b>WRJ-10</b>	0.7
<b>WR-14</b>		750	14	3.6	<b>WRJ-14</b>	1.2
<b>WR-16</b>		900	16	5.3	<b>WRJ-16</b>	1.6
<b>WR-20</b>		1066	20	8.2	<b>WRJ-20</b>	2.7
<b>WR-10BB</b>	Bench Wire Rope Cutter	540	10	5.0	<b>N/A</b>	<b>N/A</b>
<b>HSC-350</b>	Wire Rope Swager/Cutter <sup>1</sup>	350	1.5–3.5	1.1	<b>N/A</b>	<b>N/A</b>
<b>HSC-600</b>		650	1.5–5.0	2.5	<b>N/A</b>	<b>N/A</b>
<b>HSC-600BB</b>	Bench Type	540	1.5–5.0	5.2	<b>N/A</b>	<b>N/A</b>
<b>HS-1000</b>	Wire Rope Swager**	1010	6.0–8.0	7.5	<b>N/A</b>	<b>N/A</b>

All Blades are drop forged and tempered.

\* Not for cutting wire rope


\*\* No cutting function

1 Do not use other brand sleeves with ARM Swaging tools, contact your nearest Specialised Force branch for Swage information

More models available upon request.



'WR' Cutting Head shown with notched blade



HSC SERIES Swager head with cutting notch

**REFER PAGE 39 FOR ARM SWAGING SLEEVE AND TOOL TECHNICAL INFORMATION**



**SWAGERS, SLEEVES & TOOLING (MADE IN JAPAN)**

**ARM - HOW TO SWAGE**



1. Cut wire



2. Thread Wire through Oval Sleeve



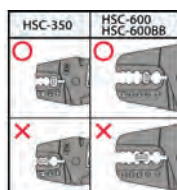
3. Loop the Wire Rope from Eyelet



4. Decide Length of Wire Rope Eyelet



5. Swage Oval Sleeve



PROPER WAY OF SWAGING SLEEVE



SWAGE 3 POINTS



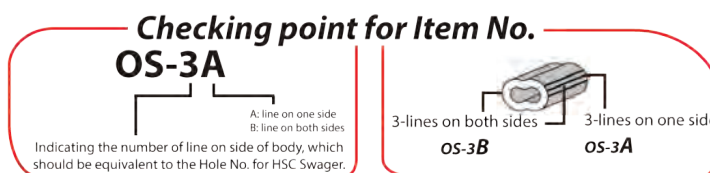
QUALITY CHECK SLEEVE WITH GAUGE, PASS THROUGH SWAGING COMPLETE!

**ARM – SIZE CHART OF ARM OVAL SLEEVES & ARM SWAGING TOOLS**

Wire Rope Ø mm (")	1.5 1/16	2.0 5/64	2.5 3/32	2.8 7/64	3.0 1/8	3.5 -	4.0 5/32	5.0 3/16	6.0 1/4	8.0 5/16	9.0 3/8	10.0 13/32	12.0 1/2
Arm Oval Sleeves	OS-1A	OS-1B	OS-2	OS-2	OS-3	OS-3	OS-4	OS-5	OS-6	OS-8	OS-9	OS-10	OS-12
Swaging Tool Required	HSC-350						Cannot Swage						
	HSC-600						Cannot Swage						
	HSC-600BB						Cannot Swage						
	Cannot Swage						HS-1000						
							Cannot Swage						
							HS12-MH230*						
							HS-12-230V*						
							HS-12HB						

\*REFER PAGE 40 & 41 FOR FURTHER DETAILS

**ARM SWAGING OVAL SLEEVE TECHNICAL INFORMATION**



Model No	Wire Rope Ø		Sleeve Image	Hole No.	Safety Load (using 2 wire ropes)			Wire Rope Destruction Load (using Arm equip)	Pack Qty	Item Weight (kg)	Carton Qty	Carton Weight (kg)
	(mm)	(")			30deg.	60deg.						
OS-1A	1.5	1/16		1	56	54	48	210	30	0.03	120	5.5
OS-1B	2.0	5/64		1	96	92	82	330	30	0.03	120	5.0
OS-2A	2.5	3/32		2	152	148	132	519	20	0.06	120	8.5
OS-2B	2.8	7/64		2	182	176	158	630	20	0.05	120	7.6
OS-3A	3.0	1/8		3	220	212	190	690	20	0.11	60	7.8
OS-3B	3.5	-		3	280	270	242	1001	20	0.10	60	7.1
OS-4A	4.0	5/32		4	282	272	244	1204	20	0.10	60	9.5
OS-5A	5.0	3/16		5	446	430	386	1731	20	0.13	60	12.9
OS-6A	6.0	1/4		6	556	536	480	1975	20	0.30	10	3.2
OS-8A	8.0	5/16		8	990	956	856	3284	20	0.50	10	5.0
OS-9A	9.0	3/8		9	1250	1206	1082	4018	20	1.00	10	9.7
OS-10A	10.0	13/32		10	1546	1494	1338	5365	20	0.90	10	9.2
OS-12A	12.0	1/2		12	2226	2150	1926	7456	20	1.90	10	18.3



## SWAGER, BATTERY HYDRAULIC & SLEEVES (MADE IN JAPAN)

For swaging 6-12mm (1/4-1/2") wire rope together. Arm swaging tools and Arm oval sleeves must be used in conjunction (do not use other brands of crimpers with sleeves and vice versa).



Model No.	HS12-LI230
Battery Voltage (VDC)	25.2V
Battery Type	LI-Ion 4.0 AH
Output Force (ton)	10
Size (mm) L x W x H	355 x 90 x 350
Swaging Speed (sec)	7
Charging Time (min)	120
Accessories (Included in kit)	Tool, 1 x Battery, 230VAC Charger, Check Gauge, RC-450 Cutter, Die Removing Tool, Operating Instruction Scan Code in the Case & Carry Case



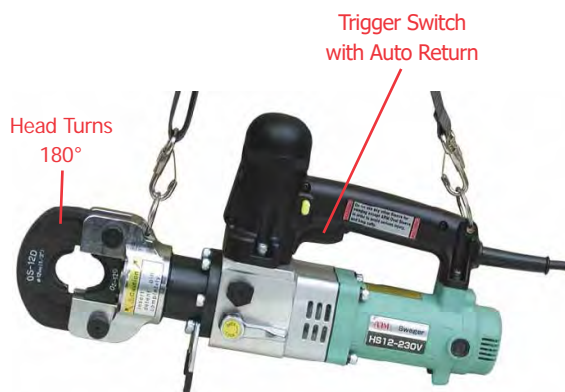
BC 0075G (230V) Charger

BPL-2540 Battery




## MODEL NO. HS12-230V ELECTRIC HYDRAULIC SWAGER (MADE IN JAPAN)

Model No.	HS12-230V
Swaging Capacity (mm)	6 – 12mm Wire Rope
Voltage (VAC)	230
Output Force (ton)	11
Tool Weight (kg)	7.5
Gross Weight (kg)	18
Dimensions (mm)	433 x 104 x 243 (LxWxH)
Swaging Speed (sec)	18
Accessories	4 set dies, RC450 Wire Rope Cutter, Screw Driver (For Replacing Dies), Shoulder Strap, Carry Case & Check Gauge



## SUITABLE SLEEVES FOR HS12-LI230 & HS12-230V



Dies	Oval Sleeve	Wire Rope Dia. (mm)
OS-6D	OS-6A	6
OS-8D	OS-8A	8
OS-9D&10D	OS-9A	9
OS-9D&10D	OS-10A	10
OS-12D	OS-12A	12

**REFER PAGE 39 FOR  
ARM SWAGING SLEEVE  
AND TOOL TECHNICAL  
INFORMATION**

4 set dies included with HS12-LI230 and HS12-230V tool.

**MODEL NO. HS-12HB HYDRAULIC WIRE ROPE SWAGER USING ALUMINIUM OVAL SLEEVES (MADE IN JAPAN)**



Hand operated hydraulic swager- No Electricity Supply Needed for Operation.

**Set Includes:**

- Dies (OS-6D/OS-8D/OS-9D&10D/OS-12D)
- Gauge for swaging confirmation
- Shoulder strap
- Wire rope cutter (dia12mm RC-450)
- Screw driver (to replace die)

Model No.	HS-12HB
<b>Recommended Wire Rope mm (inch)</b>	6 (1/4"), 8 (5/16"), 9 (3/8"), 10 (13/32"), 12 (1/2")
<b>Output tonf (kN)</b>	12 (117)
<b>Weight (Main Item) (kg)</b>	15.5
<b>Packing Weight (kg)</b>	25.1



Aluminium Oval Sleeves for HS-12HB					
Item No.	OS-6A	OS-8A	OS-9A	OS-10A	OS-12A
<b>Wire Rope Dia (mm)</b>	6.0	8.0	9.0	10.0	12.0
<b>Suitable Dies</b>	OS-6D	OS-8D	OS-9D & 10D	OS-12D	

**REFER PAGE 39  
FOR ARM SWAGING  
SLEEVE AND  
TOOL TECHNICAL  
INFORMATION**

**A CABLE CRIMPING**

**www.specialisedforce.com.au**







**SPECIALISED FORCE**  
HYDRAULIC TOOLS &  
ELECTRICAL CONTRACTORS EQUIPMENT  
PTY. LTD.

# ***Cutting***



**[www.specialisedforce.com.au](http://www.specialisedforce.com.au)**





## B. CABLE CUTTING

46–75

RATCHET CUTTERS – BATTERY – IZUMI	46
RATCHET SCISSOR CUTTERS – BATTERY – IZUMI	47
SCISSOR CUTTERS – BATTERY – IZUMI	48
IN-LINE CUTTERS – BATTERY – IZUMI	49-50
GUILLOTINE, RATCHET & SCISSOR CUTTERS – BATTERY – IZUMI	51-53
BATTERY MULTI TOOL – 12 TONNE – IZUMI	54-56
BATTERY & CHARGER – IZUMI	57
CUTTING DIE – 12 TONNE	58
REMOTE CUTTING HEADS – IZUMI	59-61
REMOTE CUTTING HEADS – DAIA	62
REMOTE SAFETY CUTTING/CABLE SPIKING SYSTEM – DURAPAC – IZUMI	63
HAND CUTTERS – HYDRAULIC – IZUMI	64-66
HAND CUTTERS – AL/CU – GREENLEE	67
RATCHET HAND CUTTER – AL/CU – IZUMI - KOBAYASHI	68-69
RATCHET HAND CUTTER – AL/CU/ACSR - JENNY - GREENLEE	70-71
RATCHET CUTTERS – ACSR/GUY WIRE – GREENLEE	72
BOLT/SEAL CUTTER – BATTERY – GREENLEE	73
HAND CUTTERS & SWAGERS – WIRE ROPE – ARM	74
CUTTERS – WIRE ROPE – ARM – SENYO	75

## BATTERY RATCHET CUTTERS (MADE IN JAPAN)



### MODEL NO. REC SERIES



REC-50M



REC-54ACSR



### STANDARD ACCESSORIES

- Carry Case



REC-65M

The Izumi REC series ratchet style battery cable cutters were designed for cutting overhead and underground power cables and conductors. The rocker trigger switch is easily activated with one hand so that other hand is always free to align and manoeuvre cutting material. The trigger also includes a SAFETY dead-man button to prevent inadvertent operation. Models feature new electronic circuit boards, improved powerful gear reduction magnetic motors with overload protection and lithium-Ion battery capacity indicator.

To order complete kits which includes, the tool, two batteries, 230VAC & 12V/24VDC charge leads and charge base: add the **suffix (CC)** to the "Kit Model No." in tables below.

**SAFETY** - The Rocker Switch includes a safety deadman, this means the tool cannot be inadvertently operated unless depressed at the same time as the rocker switch

### FEATURES

- Upgraded Electronic Circuit Boards
- Powerful Magnetic Motors with Overload Protection
- Ergonomic Hand Grip Design
- Manufactured under ISO9001
- 230VAC & 12V/24VDC Charge Leads Included with Charger Base ("CC" kit models)
- 14.4VDC 4.0Ah Lithium-Ion Batteries have Press Button Charge Indicator

### CUTTING SPECIFICATIONS

Kit Model No.	Style	Cuts	Opening Ø (mm)	Maximum Cutting Capacity for Material Type						Notes
				Polyethylene Power Cable*	Multi-Core Vinyl Insulation	Soft Cu	Hard Cu	Al	ACSR	
REC-50M(CC)	Ratchet	Al/Cu	50	46.0	47.0	35.0	21.0	50.0	N/A	
REC-54ACSR(CC)	Ratchet	Al/Cu/ACSR	54	47.0	47.0	37.0	31.5	54.0	31.5	ACSR Olive Al 54/3.50 Steel 7/3.50
REC-65M(CC)	Ratchet	Al/Cu	65	66.0	65.0	35.0	65.0	65.0	N/A	Al (4x240mm <sup>2</sup> ) Cu (4x185mm <sup>2</sup> )

NOTE: For special cables or conductors contact Specialised Force and we can test cut materials and suggest most suitable models

### TOOL SPECIFICATIONS

Kit Model No.	Dimensions (mm) (LxHxW)	Weight Including Battery (kg)
REC-50M	365x130x110	2.75
REC-54ACSR	447x130x110	5.30
REC-65M	365x130x110	3.75

**Refer page 57 for battery and charger details**



**BATTERY RATCHET SCISSOR CUTTERS (MADE IN JAPAN)**



**MODEL NO. REC SERIES**

The Izumi REC series scissor ratchet style battery cable cutters were designed for cutting overhead and underground power cables and conductors. The scissor style makes it easier to access tight cables. The rocker trigger switch is easily activated with one hand so that other hand is always free to align and manoeuvre cutting material. The trigger also includes a SAFETY dead-man button to prevent inadvertent operation. Models feature new electronic circuit boards, improved powerful gear reduction magnetic motors with overload protection and lithium-Ion battery capacity indicator.

To order complete kits which includes, the tool, two batteries, 230VAC & 12V/24VDC charge leads and charge base: add the **suffix (CC) to the "Kit Model No."** in the tables below.

**SAFETY** - The Rocker Switch includes a safety deadman, this means the tool cannot be inadvertently operated unless depressed at the same time as the rocker switch

**FEATURES**

- Upgraded Electronic Circuit Boards
- Powerful Magnetic Motors with Overload Protection
- Ergonomic Hand Grip Design
- Manufactured under ISO9001
- 230VAC & 12V/24VDC Charge Leads Included with Charger Base ("CC" kit models)
- 14.4VDC 4.0Ah Lithium-Ion Batteries have Press Button Charge Indicator



**REC-Y33M**



**REC-Y50M**

Hanging Strap

**STANDARD ACCESSORIES**

- Carry Case

Kit Model No.	Style	Cuts	Opening Ø (mm)	Maximum Cutting Capacity for Material Type						Notes
				Polyethylene Power Cable*	Multi-Core Vinyl Insulation	Soft Cu	Hard Cu	Al	ACSR	
<b>REC-Y33M(CC)</b>	Scissor Ratchet	Al/Cu/ACSR	<b>33</b>	33.0	32.0	33.0	24	30	18.6	ACSR Model
<b>REC-Y50M(CC)</b>	Scissor Ratchet	Al/Cu	<b>50</b>	46.0	47.0	35.0	21.0	50.0	N/A	

\* For special cables or conductors contact Specialised Force and we can test cut materials and suggest most suitable models

Kit Model No.	Dimensions (mm) (LxHxW)	Weight Including Battery (kg)
<b>REC-Y33M</b>	430x115x105	3.10
<b>REC-Y50M</b>	302x130x110	3.65



**Refer page 57 for battery and charger details**



## BATTERY HYDRAULIC SCISSOR CUTTERS (MADE IN JAPAN)



### MODEL NO. VARIOUS

The Izumi scissor style battery cable cutters were designed for cutting underground and overhead power cables or conductors. There are however many other applications as indicated in the tables below.

The operation switch is easily activated with one hand, leaving your other hand free to align and manoeuvre cutting material. The trigger also includes a SAFETY feature to prevent inadvertent operation.

Most series 6 & 7 models feature new electronic circuit boards, improved powerful gear reduction magnetic motors with overload protection and a lithium-Ion battery capacity indicator.

To order complete kits with tool, two batteries and charger: add the **suffix (CC) to the "Kit Model No."** in the tables below.

**NOTE: IZUMI Battery Charger supplied with 230VAC & 12V/24VDC adaptor leads**

### FEATURES

- Japanese Quality
- Lower Blade Guide Avoids Distortion
- Upgraded Electronic Circuit Boards
- Powerful Magnetic Motors with Overload Protection
- Ergonomic Hand Grip Design
- LED Lights for working in dark area
- Manufactured under ISO9001
- 230VAC & 12V/24VDC Charger Leads Included with Charge Base (REC "CC" Kit Models Only)
- Lithium-Ion Batteries have Press Button Charge Indicator

### STANDARD ACCESSORIES

- Carry Case



REC-630Y



REC-105YC



S7G-105YM

Hanging Strap

**Makita**  
BATTERY

### CUTTING SPECIFICATIONS

Refer Page 52 for Makita Battery & Charger Details

Kit Model No.	Style	Force (kN)	Cuts	Opening Ø (mm)	Maximum Cutting Capacity for Material Type*						Notes
					Polyethylene Power Cable *	Multi-Core Vinyl Insulation	Soft Cu	Hard Cu	Al	ACSR	
REC-630Y(CC)	Scissor	60	Al/Cu/ACSR	28	N/A	N/A	28.0	20.7	28.0	19.0	ACSR Single Core Only
REC-105YC(CC)	Scissor	124	Al/Cu	105	72.0	77.0	105.0	90.0	105.0	N/A	
S7G-105YM(BB)	Scissor	120	Al/Cu	105	72.0	77.0	105.0	90.0	105.0	N/A	

\* For special cables or conductors contact Specialised Force and we can test cut materials and suggest most suitable models

### TOOL SPECIFICATIONS

Kit Model No.	Ram Stroke (mm)	Reservoir Capacity (cc)	Dimensions (mm) (LxHxW)	Weight Including Battery (kg)	Battery Details	Battery Brand
REC-630Y(CC)	21	78	403x291x80	4.00	14.4V Li-Ion	Izumi
REC-105YC(CC)	58	184	615x335x100	8.75	14.4V Li-Ion	Izumi
S7G-105YM(BB)	58	184	601x346x92	9.0	18.0V Li-Ion	Makita

Refer page 57 for Izumi battery and charger details



REC-630Y

S7G-105YC (REC-105YC)

## INLINE BATTERY CUTTERS (MADE IN JAPAN)



### MODEL NO. SL SERIES

The Izumi SL series slimline hydraulic cutters were designed for ease of cutting overhead conductors, underground cables, wires and ropes. Smaller models can be used with one hand. They are also ideal for cutting in tight spaces such as switchboards, panels or pre-existing cable termination points. The operation switch is easily activated and your other hand is free to align and manoeuvre cutting material.

Despite their lightweight "in-line" compact design, their performance is still strong. Battery power (BP-84LI) has been increased. Most series 6 models feature new electronic circuit boards, improved powerful gear reduction magnetic motors with overload protection and lithium-Ion battery capacity indicator.

To order complete kits with tool, two batteries and 12V/24VDC-230VAC charger - : add the **suffix (CC)** to the "Kit Model No." in the tables below.



SL-ND/GW



SL-ND/ACSR  
SL-ND/CH



SLS-20



SL-S40



SL-95YC



Scissor Head



Scissor Head



Latching Guillotine Head



Pin Style Guillotine  
Head



Scissor Head

### FEATURES

- Upgraded Electronic Circuit Boards
- Powerful Magnetic Motors with Overload Protection
- Ergonomic Hand Grip Design Rapid ram advance mechanism
- Right or left handed operation
- 180° swivel head
- Quality backed by ISO9001
- LED light for working in dark area
- 230VAC & 12V/24VDC Charge Leads Included with Charge Base ("CC" kit models)
- 14.4VDC 4.0Ah Lithium-Ion Batteries have Press Button Charge Indicator
- Safety Trigger

### STANDARD ACCESSORIES

- Carry Case

Continued Next Page

Refer page 57 for battery and charger details




## CUTTING SPECIFICATIONS

Kit Model No.	Style	Force (kN)	Cuts	Opening Ø (mm)	Maximum Cutting Capacity for Material Type (mm)*										
					Wire Rope 6x7	Wire Rope 6x12	Wire Rope 6x19	Soft Steel Bar	ReBar (400 to 500 Mpa)	Rebar (650Mpa)	Cu Strands	Al Strands	ACSR	Guy Wire 1x7	Guy Wire 1x19
SLS-20(CC)	Guillotine	67	Al/Cu/ACSR	22	16	20	20	16	13	10	20	20	20	15	16
SL-S40(CC)	Guillotine	70	Al/Cu/ACSR	40	22	22	22	20	16	N/A	40	40	38	15	20
SL-95YC(CC)	Scissor	124	Al/Cu	95	N/A	N/A	N/A	N/A	N/A	N/A	95	95	N/A	N/A	N/A
SL-ND/ACSR (CC)	Scissor	70	Al/Cu/ACSR	21	N/A	N/A	N/A	N/A	N/A	N/A	14	14	20	N/A	N/A
SL-ND/CH(CC)	Scissor	70	Al/Cu	32	N/A	N/A	N/A	N/A	N/A	N/A	32	32	N/A	N/A	N/A
SL-ND/GW(CC)	Scissor	70	Al/Cu/ACSR	19.5	N/A	N/A	N/A	9.3	9.3	N/A	14.3	14.3	14.3	9.3	9.3


\* For special cables or conductors contact Specialised Force and we can test cut materials and suggest most suitable models

## TOOL SPECIFICATIONS

Kit Model No.	Ram Stroke (mm)	Blade Opening (mm)	Reservoir Capacity (cc)	Dimensions (mm) (LxHxW)	Weight Including Battery (kg)
SLS-20(CC)	20	-	100	414x95x70	3.6
SL-S40(CC)	40	-	166	530x121x101	5.7
SL-95YC(CC)	-	95	153	685x250x120	9.4
SL-ND/ACSR (CC)	-	21	45	554x110x80	3.5
SL-ND/CH(CC)	-	32	45	554x110x80	3.5
SL-ND/GW(CC)	-	19.5	45	554x110x80	3.5



SL-S40 LED LIGHT



SL-95YC LED LIGHT



Refer page 57 for battery and charger details



**BATTERY GUILLOTINE CUTTERS (MADE IN JAPAN)**



**MODEL NO. REC 6 SERIES**



**REC-S624**  
Latching Head



**REC-S640**  
Pin Style Head

Hanging Strap

**STANDARD ACCESSORIES**

- Carry Case

The Izumi REC series guillotine style battery cable cutters were designed for cutting soft steel, rebar, underground and overhead power cables or conductors. The operation switch is easily activated and your other hand is free to align and manoeuvre cutting material.

Series 6 models (REC-S624/S640) feature new electronic circuit boards, improved powerful motors with overload protection and lithium-Ion battery capacity indicator. **SAFETY** – Series 6 models (REC-S624/S640) feature a new safety Triger guard that stops inadvertent operation

To order complete kits which includes, the tool, two batteries, 230VAC & 12V/24VDC charger leads and charge base: add the **suffix (CC)** to the "Kit Model No." in the tables below.

**FEATURES**

- Upgraded Electronic Circuit Boards
- Powerful Motors with Overload Protection
- Ergonomic Hand Grip Design
- LED Lights (REC-S624/640 only)
- Manufactured under ISO900
- 230VAC & 12V/24VDC Charger Leads Included with Charge Base ("CC" kit models)
- 14.4VDC 4.0Ah Lithium-Ion Batteries have Press Button Charge Indicator



SCAN & PLAY



SCAN & PLAY



**REC-S624 LED LIGHT**



**REC-S640 LED LIGHT**

**CUTTING SPECIFICATIONS**

Kit Model No.	Style	Force (kN)	Cuts	Opening Ø (mm)	Maximum Cutting Capacity for Material Type (mm)										
					Wire Rope 6x7	Wire Rope 6x12	Wire Rope 6x19	Soft Steel Bar	ReBar (400 to 500Mpa)	Rebar (650Mpa)	Cu Strands	Al Strands	ACSR	Guy Wire 1x7	Guy Wire 1x19
REC-S624(CC)	Guillotine	84	Al/Cu/ACSR/ Wire Rope/Soft Steel Bar/Guy Wire/ReBar	24	18	24	24	20	16	12	24	24	24	20	20
REC-S640(CC)	Guillotine	70		40	22	22	22	20	16	9.6	40	40	38	15	20

NOTE: For special cables or conductors contact Specialised Force and we can test cut materials and suggest most suitable models

**TOOL SPECIFICATIONS**

Kit Model No.	Ram Stroke (mm)	Reservoir Capacity (cc)	Dimensions (mm) (LxHxW)	Weight Including Battery (kg)
REC-S624	26	78	350x260x79	5.0
REC-S640	44	153	460x272x80	6.4

**Refer page 57 for battery and charger**



**LATCH STYLE HEAD**



**PIN STYLE HEAD**

# GUILLOTINE SCISSOR CUTTERS – BATTERY



**SPECIALISED FORCE**  
HYDRAULIC TOOLS &  
ELECTRICAL CONTRACTORS EQUIPMENT  
PTY. LTD.

## BATTERY GUILLOTINE SCISSOR CUTTERS (MADE IN JAPAN)

### MODEL NO. S7G & S7L SERIES

"Series 7 battery cutter provides the IZUMI reliability with the versatility of a Makita battery"

The S7G series battery hydraulic cutters can be used for cutting a variety of sizes & types of material. The guillotine style head cuts up to 40mmØ including, CU, AL, ACSR, Guy Wire, Re-bar and Wire Rope. The scissor style head cuts up to 105mmØ including Polyethylene Power Cable, Multi-Core Vinyl Insulation, CU and AL conductors.

**IZUMI**  
**SERIES 7**



S7G-S40M



S7G-105YM



S7L-S550M



S7L-K105YM

### SPECIFICATIONS

To order complete kit which includes two batteries and 230V charger, add (BB) to kit model number in tables below.

Kit Model No.	Style	Cuts	Opening Ø (mm)	Dimensions (mm) (LxHxW)	Tool Weight incl. battery (kg)	Maximum Cutting Capacity for Material Type (mm)								
						Wire Rope 6x7	Wire Rope 6x12	Wire Rope 6x19	Soft Steel Bar	ReBar (400 to 500Mpa)	Rebar (650Mpa)	Cu Strands	Al Strands	ACSR
S7G-S40M(BB)	Guillotine	Al/Cu/ACSR/Wire Rope/Soft Steel Bar/Guy Wire/ReBar	40	445x297x92	6.9	22	22	22	20	16	9.6	40	40	38

Kit Model No.	Style	Cuts	Opening Ø (mm)	Dimensions (mm) (LxHxW)	Tool Weight incl. battery (kg)	Maximum Cutting Capacity for Material Type (mm)					
						Polyethylene Power Cable	Multi Core Vinyl Insulation	Soft CU	Hard CU	AL	ACRS
S7G-105YM(BB)	Scissor	Al/Cu	105	601x346x92	9	72	77	105	90	105	N/A
S7L-K105YM(BB)	Lunch Box	Al/Cu Only	105	670x267x120	10.45	72	77	105	90	105	N/A

Kit Model No.	Style	Cuts	Opening Ø (mm)	Dimensions (mm) (LxHxW)	Tool Weight incl. battery (kg)	Maximum Cutting Capacity for Material Type (mm)					
						Wire Rope (6x12)	Re-Bar	Soft CU	Soft Steel Bar	AL	ACRS
S7L-S550M(BB)	Lunch Box	Steel	54	566x263x92	10.45	30	19	54	22	54	54

### ACCESSORIES

Model No.	Style
BL1850B	Makita 18v 5.0Ah Battery
DC18RC	Makita 230V Battery Charger
DM18M	Makita to Milwaukee Battery Adaptor



BL1850B



DC18RC



DM18M

Now your IZUMI tool can be powered by a Milwaukee Battery. **Optional Accessory Only. Not an IZUMI Product.**

## BATTERY RATCHET CUTTERS (MADE IN JAPAN)

### MODEL NO. S7 SERIES

**"Series 7 battery cutter provides the IZUMI reliability with the versatility of a Makita battery"**

**IZUMI**  
**SERIES 7**

The Izumi Series 7 series ratchet style battery cable cutters were designed for cutting overhead and underground power cables and conductors. The rocker trigger switch is easily activated with one hand so that the other hand is always free to align and manoeuvre cutting material. The trigger also includes a SAFETY dead-man button to prevent inadvertent operation. Models feature new electronic circuit boards, improved powerful gear reduction magnetic motors with overload protection and lithium-Ion battery capacity indicator.

**SAFETY** - The Rocker Switch includes a safety deadman, this means the tool cannot be inadvertently operated unless depressed at the same time as the rocker switch.

### FEATURES

- Cutting capacity up to 65mm OD-covering AL/CU/ACSR model only (MAX-OLIVE)
- Auto reverse system after cutting
- Dial to adjust reverse distance to cable O.D.
- Speedy and power efficiency cut with 18V battery
- LED work light for dark working site
- Switch lock to prevent operation error
- Made in Japan



### STANDARD ACCESSORIES

- Carry Case

### SPECIFICATIONS

To order complete kit which includes two batteries and 230V charger, add (BB) to kit model number in tables below.

Kit Model No.	Style	Cuts	Opening Ø (mm)	Dimensions (mm) (WxLxH)	Tool Weight incl.battery (kg)	Maximum Cutting Capacity for Material Type (mm)					
						Polyethylene Power Cable	Multi Core Vinyl Insulation	Soft CU	Hard CU	AL	ACRS
S7-K50M(BB)	Ratchet	Al/Cu	50	105x375x115	2.75	46	47	35	21	50	N/A
S7-K50YM(BB)	Scissor Ratchet	Al/Cu	50	110x302x130	3.65	46	47	35	21	50	N/A
S7-K54ACSRM	Ratchet	Al/Cu/ACRS	54	110x447x130	5.30	47	47	37	31.5	54	31.5
S7-K65M	Ratchet	Al/Cu	65	110x365x130	3.75	66	65	35	65	65	N/A

### ACCESSORIES

Model No.	Style
<b>BL1850B</b>	Makita 18v 5.0Ah Battery
<b>DC18RC</b>	Makita 230V Battery Charger
<b>DM18M</b>	Makita to Milwaukee Battery Adaptor

Now your IZUMI tool can be powered by a Milwaukee Battery. **Optional Accessory Only.**  
**Not an IZUMI Product.**



DM18M



BL1850B



DC18RC



## MODEL No. REC-6200MX

Fitted with 200AT-410 12 Tonne Crimp Head

HEAD RELEASE PIN

EASY PULL PIN TO CHANGE HEADS

**IZUMI**


### STANDARD ACCESSORIES

- Double Moulded Carry Case
- Shoulder Strap

(\*FIVE TOOLS IN ONE - INTERCHANGABLE HEADS NOT INCLUDED)

Refer page 57 for Battery and Charger Details & 18–20 for 12T Dies



### SPECIFICATIONS

Motor	14.4 VDC
Reservoir capacity	78 cc
Force at die face	127 kN
Head Rotation	180°
Size (mm)	383 x 261 x 79 (LxHxW)
Weight	5.8kg with BP-84LI Battery (without crimp head)

#### Crimp Head Attachment

Accepts existing 12 ton U-type dies

**Maximum Capacity 300mm<sup>2</sup> Al/Cu**

**PLEASE NOTE:** Add (CC) to the model number suffix for lithium-ion batteries e.g. REC-6200MX (CC)

Includes: Battery Tool, Shoulder strap, 2 Batteries (BP-84LI) and 12V/24VDC-230VAC Charger Base (CH-120)

Continued Next Page



**MODEL No. 200AT-410 12Tonne Crimp Head attachment to suit REC-6200MX**

Opening Between Die Faces	17mm
Maximum Capacity	300mm <sup>2</sup> Al/Cu
Weight	2.4kg

Accepts existing 12 ton U-type dies (Refer page 18–20)



**MODEL No. 200AT-50YC Cable Cutter attachment to suit REC-6200MX**

Cutting Capacity	Up to 50mm OD Cable (Including Insulation) <b>Cuts nonferrous cables only</b>
Weight	1.0kg



**MODEL No. 200AT-AP18 Angle Steel Puncher attachment to suit REC – 6200MX**

Punching capacity	Supplied with 3 sets of Punch Dies 10.5, 13.5 & 17.5 mm Diameter for 6mm thick steel
Dimensions (mm)	186 x 130 x 67 (LxHxW)
Weight	3.8 kg
Throat Depth	47mm
To Centre of Punch	23.5mm

**Continued Next Page**



## MODEL No. 200AT-13WT Threaded rod cutter attachment to suit REC – 6200MX

### Cutting Capacity:

M10 or 3/8 BSW Steel or Stainless Steel Threaded Rod

M12 or 1/2 BSW Steel or Stainless Steel Threaded Rod

Includes a 13WT-07 M12 Blade Set  
OPTIONAL BLADE SETS  
13WT-06 M10, 13WT-02 3/8 BSW, 13WT-05 1/2 BSW



## MODEL No. 200AT-9PD Knock out Puncher attachment to suit REC-6200MX

### Punching capacity

up to 63.5mm Stainless Steel and (115.5mm) diameter hole on 3.2mm thickness Mild Steel.

### DETAILS

- Punch & die, Draw Studs & Spacer Collars are the same as those used for SH-10.
- 200AT-9PD comes with Draw Studs & Spacer Collars.

**Refer pages 291-300 for suitable punch & dies**

FOR STAINLESS STEEL, MILD STEEL, BRASS, ALUMINIUM ETC, TO 3.2MM THICK



## BATTERIES AND CHARGER

Battery Level LED Indicator



### MODEL No. BP-84LI BATTERY

#### FEATURES

- Battery status level LED indicator: 3 LED= 85% remaining, 2 LED= 65%-85% remaining, 1 LED = 5%-65%, 0 LED= less than 5% remaining
- High Capacity 4.0Ah Battery Pack
- Lightweight
- Impact resistant Housing
- Minimally effected by high Temperatures
- Minimal Self Discharge
- No memory effect



230V BATTERY CHARGER ADAPTOR



12/24V BATTERY CHARGER ADAPTOR

### MODEL No. CH-120 CHARGER


#### FEATURES

##### CHARGES BP-84LI BATTERIES ONLY

- Includes AC/DC charging base with AC/DC charge adaptors
  - Charger has conditioning feature to accommodate memory effect
  - 80% charge in 70mins, fully charged in 90mins.
  - New interlocking feature- Holds battery securely
  - Monitors battery temperature & Battery Voltage for correct Charging and battery faults
- Green- Charging  
Orange- Charging Completed  
Red- High-Low Temperature  
Red Blinking- Error Unable to Charge  
None- Stand By.

Model No.	Components	Voltage/Source	Weight
<b>BP-84LI</b>	1 x Battery Only	14.4VDC	600g
<b>CH-120</b>	1 x Charging Base, 1 x DC Charge Adaptor 12/24VDC 1 x AC Charge Adaptor 230VAC	230VAC/12/24VDC	975g

## MODEL No. 12T-CUTTING DIE



**AUSTRALIAN  
DESIGNED AND  
MANUFACTURED**

**Suits all 12 Tonne "C" or "U" Style Crimp Tools**

### CAN BE USED IN

- 12 Tonne Hand Hydraulic Crimping Tools
- 12 Tonne Battery Powered Crimpers
- Remote Head Hydraulic Crimpers

### BENEFITS

- Less costly than dedicated Cutting Tools
- Simple to install in Crimping Tools
- Require no adjustment for cutting different materials
- Heavy duty design with 6 high tensile cap screws.

### CAN CUT THE FOLLOWING MATERIALS

Guy Wire/Guy Strand/EHS Guy Wire	16mm (5/8")
ACSR/AL/CU	17.5mm
Earth Rod & Soft Steel Bolts	16mm (5/8")



REMOTE HYDRAULIC CUTTING HEADS (MADE IN JAPAN)



MODEL NO. SP SERIES

Remote heads are designed for fast cutting action and allow remote operation and manoeuvrability into tight areas. These guillotine style cutting heads jam less than scissor shear type cutters and have spring return rams. The heads can be operated by any hydraulic pump with rated oil pressure of 700 Bar. The blades are easily replaceable, and the head is a snap lock spring release on smaller models and lock pin type on larger capacity heads

MODEL No. SP-24

MODEL No. SP-32



FEATURES

These hydraulic cutter heads feature fast cutting action with remote operation.

- Flip-top latch for easy insertion of cutting material.
- Blades are easily replaceable.

**Note: Cutting of Piano Wire is prohibited.**

SPECIFICATIONS

Model No.	Weight (kg)	Working Pressure (Bar)	Output Force (kN)	Oil Volume Required (cc)	Size (mm)	Includes	PARKER Female Coupling
SP-24	3.1	700	86	33	245	Carry Bag	#3050-3
SP-32	11.7	700	214	135	300	Carry Bag	#3050-3

CUTTING CAPACITY

MATERIAL AND DIAMETER (MM)

Model No.	Latch	Max Ø (mm)	Cu	Al	ACRS	Guy Wire*	Wire rope	Soft Steel	Re-Bar (upto 500 Mpa)	Re-Bar (upto 650 Mpa)	Communication
SP-24	Snap	24	24	24	24	20	24	20	16	12.4	24
SP-32	Snap	32	32	32	32	32	32	25	25	15.5	32

\* Contact Specialised Force for detailed information on Guy Wire capacities as stranding affects capacity

- Refer page 112-113 for hydraulic coupling configurations and hoses, supplied standard with screw type female 3050-3 coupling
- Battery or Electric pumps, refer page 103-108



## REMOTE HYDRAULIC CUTTING HEADS (MADE IN JAPAN)



### MODEL NO. SP SERIES

Remote heads are designed for fast cutting action and allow remote operation and manoeuvrability into tight areas. These guillotine style cutting heads jam less than scissor shear type cutters and have spring return rams. The heads can be operated by any hydraulic pump with rated oil pressure of 700 Bar. The blades are easily replaceable, and the head is a lock pin type.

#### MODEL No. SP-40A



#### MODEL No. SP-55A



### FEATURES

These hydraulic cutter head cuts heavy duty steel materials up to 55 mm and features fast cutting action with remote operation.

**Note: Cutting of Piano Wire is prohibited.**

### SPECIFICATIONS

Model No.	Weight (kg)	Working Pressure (Bar)	Output Force (kN)	Oil Volume Required (cc)	Size (mm) (L)	Includes
SP-40A	4.0	700	76	48	340	Carry Bag
SP-55A	9.0	700	118	120	415	Carry Bag



### CUTTING CAPACITY

Model No.	Latch	Max Ø (mm)	Cu	Al	ACRS	Guy Wire*	Wire rope	Soft Steel	Re-Bar (upto 500 Mpa)	Re-Bar (upto 650 Mpa)	Communication	Pre Stressing Strand	Chain (Max Gr 80)
SP-40A	Pin	41	41	41	38	20	25	20	16	12.4	41	N/A	N/A
SP-55A	Pin	55	50	50	50	20	30	22	19	12.4	55	N/A	N/A

\* Contact Specialised Force for detailed information on Guy Wire capacities as stranding affects capacity

- Refer page 112-113 for hydraulic coupling configurations and hoses, supplied standard with screw type female 3050-3 coupling
- Battery or Electric pumps, refer page 103-108

## REMOTE HYDRAULIC CUTTING HEADS (MADE IN JAPAN)



### MODEL NO. P SERIES

Remote heads are designed for fast cutting action and allow remote operation and manoeuvrability into tight areas. These style cutting heads have spring return rams. The heads can be operated by any hydraulic pump with rated oil pressure of 700 Bar. The blades are easily replaceable, and the head is a lock pin type on Model No. P-60 AND P-132.

#### MODEL No. P-60



#### MODEL No. P-105YC



#### MODEL No. P-132



## FEATURES

The P-SERIES hydraulic cutter head cuts heavy duty steel materials up to 105 mm and features fast cutting action with remote operation. They can be operated by any hydraulic pump with rated oil pressure of 700Bar. Blades are easily replaceable and flip-top latch for easy insertion of cutting material.

**NOTE: Cutting of piano wire is prohibited**

## SPECIFICATIONS

## CUTTING CAPACITY

Model No.	Weight	Working Pressure (BAR)	Output Force (kN)	Oil Volume Required (cc)	Size (mm) (L)	Includes	Latch	Max Ø (mm)	CU	AI	SWA
P-60	5.2	700	79	71	410	Carry Bag	Pin	60	60	60	N/A
P-132	12	700	95	220	630	Carry Bag	Pin	132	100	130	**
P-105YC	7.9	700	117	105	535	Carry Bag	N/A	105	105	105	N/A

\*\* Cuts some 'SWA' (Steel Wire Armoured) contact your nearest Specialised Force branch.

\* Will cut AL & CU strands up to 85mm OD depending on cable type. Please contact Specialised Force for more information

\*\*\*Guillotine type cutting for less jamming than shear type cutting

- Refer page 112-113 for hydraulic coupling configurations and hoses, supplied standard with screw type female 3050-3 coupling
- Battery or Electric pumps, refer page 103-108



CR SERIES HYDRAULIC CABLE CUTTERS



Model No. CR-75




Model No. CR-100

Model No.	Description
CR-75	75mm Remote Head Cable Cutter (with case)
CR-100	100mm Remote Head Cable Cutter (with case)
CR-150C	150mm Remote Head Cable Cutter (without case), Powerful 20T Hydraulic Cylinder with Spring Return Piston, Hinged Opening Cutter Blade, Secured by Pin, Two Wheels for easy relocation



Model No. CR-150C



Model No. CR-75/100/150 size comparison

Model No.	Wire Strand (mm) OD	Cable (mm) OD		Output (Metric Tonnes)	Weight (Kgs)	Length (mm)
	Bare Copper	Steel Wire Armoured (SWA)	Ug Cable			
CR-75	41.6		75.0	5.0	4.6	435
CR-100	41.6	100.0	100.0	11.0	13.0	645
CR-150C	✓	150.0	150.0	21.0	47.0	882


NOTE: CR-150C is also capable of cutting 130mm OD Poly Ship Anchor Rope (tested under tension)

- Refer page 112-113 for hydraulic coupling configurations and hoses, supplied standard with screw type female 3050-3 coupling
- Battery or Electric pumps, refer page 103-108



## BLUETOOTH REMOTE CONTROLLED SAFETY CUTTING SYSTEM

**DURAPAC IZUMI**



ITEMS SOLD SEPERATELY, REFER TABLE BELOW

Model No.	Description
<b>BP-114 - SAFETY CUT</b>	Remote Battery pump with Cejn male coupler half. Tagged & filled with Plantoflux fire resistant hydraulic oil shown in picture above
<b>CR-100CE</b>	Remote hydraulic cable cutter with Cejn male coupler half. Cuts up to 100mm diameter steel wire armour cable
<b>2022N-08-B38NM-BC</b>	8m high pressure non-conductive hose assembly with Cejn female coupler half each end. Tagged & filled with Plantoflux fire resistant hydraulic oil shown in picture above
<b>CR100EK</b>	Earthing Kit shown below

<b>CR-100CE</b>
<b>CUTTING HEAD</b>
FORCE <b>107kN</b>
CAPACITY <b>100mm Blade Opening</b>
<b>BATTERY PUMP</b>
PRESSURE <b>700Bar @ 0.8L/min VARIABLE</b>
RESERVOIR <b>1.2L</b>
Weight <b>8.5 kg</b>
HOSE LENGTH <b>8m</b>
POWER SOURCE <b>Internal Battery</b>

## SPECIFICATIONS

For safety cutting of cables (spiking) up to 100mmOD.

## FEATURES

This cable cutting and spiking system proves dead cables and cuts them in one controlled operation using full cordless bluetooth remote control ensuring optimum operator safety.

The battery powered pump provides total system portability. The pump unit can be utilised to operate compression heads and other single acting tools. This system is proven reliable and accepted by power authorities and contractors Australia wide, with product service and spares support available Australia wide.

**CR100EK**- Earthing Kit for **DAIA #CR100** Remote Hydraulic Cutting Head

**Refer page 62 for cutter details and page 105-106 for BP114 Battery Pump**



Model No. CR-100EK



## EARTHING KIT CONTENTS

- 4 each of 1.5 metre braided copper flat palm earthing straps
- 1 each of 3.0 metre 70mm<sup>2</sup> Cu cable with heat shrink each end
- 2 each of 1.2 metre 70mm<sup>2</sup> Cu cables with heat shrink each end
- 4 each of earth clamps
- 3 each of 900mm long earth rods
- 1 each of earth rod driving head
- 3 each of roll springs
- 1 each of nylon carry bag
- 1 each protective blanket

## MODEL No. S-200A

## MODEL No. S-240A


**STEEL CUTTERS**

**INCLUDED ITEMS**  
 Cutter & Carry bag

**INCLUDED ITEMS**  
 Cutter & Carry Bag

## SPECIFICATIONS

Output Force (kN)	39
Maximum Opening (mm)	22
Reservoir Capacity (cc)	70
Maximum Handle Load (N)	235
Pumping Cycles When No Load	39 times
Single Stage Pumping	
No Relief Valve	
Size (mm)	380 (L)
Weight (kg)	2.8

## FEATURES

**Light weight portable hydraulic cutter features new series, heavy duty improved design.**

Guillotine type cutting jaw is less jamming than shear type cutting jaw. No set-up time is required, the blades are easily replaceable and 180° swivel and latch type head allows easy cutting position.

## DETAILS

Cutting of piano wire is prohibited

Cutting Capacities	
Material	mmOD
Wire rope 6 x 7	16
Wire rope 6 x 12	20
Wire rope 6 x 19	20
Soft steel bar	16
Rebar (400-500Mpa)	13
Rebar (650Mpa)	10
Cu strands	20
Al strands	20
ACSR	21
Guy wire 1 x 7	16
Guy wire 1 x 19	16

## SPECIFICATIONS

Output Force (kN)	76
Maximum Opening (mm)	24
Reservoir Capacity (cc)	70
Maximum Handle Load (N)	226
Size (mm)	425 (L)
Weight (kg)	4.0

## FEATURES

**Light weight portable hydraulic cutter cuts steel materials as well as cables up to 24mm OD. Single speed pump to reduce tool weight.**

The unit has a guillotine type cutting head for less jamming than shear type cutting heads. No set-up time is required and blades are easily replaceable. With a 180° swivel head and latch type head this allows easy cutting position and manoeuvrability.

## DETAILS

Cutting of piano wire is prohibited.

Cutting Capacity	
Material	mmOD
Wire rope 6 x 7	18
Wire rope 6 x 12	24
Wire rope 6 x 19	24
Rebar (400-500Mpa)	20
Rebar (650Mpa)	12.4
Reinforcing rod	16
Cu strands	24
Al strands	24
ACSR	24
Guy wire 1 x 7	20
Guy wire 1 x 19	20

**MODEL No. S-320A**



**INCLUDED ITEMS**  
Cutter & Carry Bag

**SPECIFICATIONS**

Output Force (kN)	191
Maximum Opening (mm)	35
Reservoir Capacity (cc)	165
Maximum Handle Load (N)	276
Size (mm)	675(L)
Weight (kg)	9.3

**FEATURES**

**Light weight portable hydraulic cutter cuts heavy steel materials up to 32 mm OD. Single speed pump to reduce tool weight.**

Safety relief valve for overload protection. Guillotine type cutting for less jamming than shear type cutting. No set-up time required and blades are easily replaceable. 180° swivel and latch type head allows easy cutting position.

**DETAILS**

Cutting of piano wire is prohibited.

Cutting Capacity	
Material	mmOD
Wire rope 6 x7	32
Wire rope 6 x12	32
Wire rope 6 x 19	32
Soft steel bar	25
Rebar (400-500Mpa)	25
Rebar (650Mpa)	15.5
Cu strands	32
Al strands	32
ACSR	32
Guy wire 1 x7	32
Guy wire 1 x 19	32

**MODEL No. S-450A**



**INCLUDED ITEMS**  
Cutter & Carry Bag

**SPECIFICATIONS**

Output Force (kN)	58
Maximum Opening (mm)	45
Reservoir Capacity (cc)	120
Maximum Handle Load (N)	196
Pumping Cycles When No Load	17 times
Two Stage Pumping	
No Relief Valve	
Size (mm)	578 (L)
Weight (kg)	5.8

**FEATURES**

**Light weight portable hydraulic cutter cuts steel materials as well as cables up to 45mm OD and features two stage pumping for rapid blade advance.**

A guillotine type cutting head for less jamming than shear type cutting. No set-up time is required and blades are easily replaceable. With a 180° swivel and lock pin type head, this allows for easy cutting position manoeuvrability.

**DETAILS**

Cutting of piano wire is prohibited.

Cutting Capacity	
Material	mmOD
Wire rope 6 x7	22
Wire rope 6 x12	25
Wire rope 6 x 19	25
Soft steel bar	20
Rebar (400-500Mpa)	16
Rebar (650Mpa)	12.4
Cu strands	41
Al strands	41
ACSR	38
Guy wire 1 x7	15
Guy wire 1 x 19	20





**MODEL No. 550A**



**INCLUDED ITEMS**  
Cutter & Carry Bag

**SPECIFICATIONS**

Output Force (kN)	120
Maximum Opening (mm)	54
Reservoir Capacity (cc)	165
Maximum Handle Load (N)	276
Size (mm)	609 (L)
Weight (kg)	8.1

Cuts steel materials as well as cable up to 54mm

**FEATURES**

**Light weight portable hydraulic cutter cuts cable up to 54mm OD. Single acting pump to reduce tool weight.**

The unit has a safety relief valve for overload protection, guillotine type cutting for less jamming as opposed to shear type cutting and no set-up time required. The blades are easily replaceable and the heads has 180 ° swivel. The lock pin type head allows easy cutting position manoeuvrability.

**DETAILS**

Cutting of piano wire is prohibited.

Cutting Capacity	
Material	mmOD
Wire rope 6x7	25
Wire rope 6x12	30
Wire rope 6x19	30
Soft steel bar	22
Rebar (400 to 500Mpa)	20
Rebar (650Mpa)	13
Cu strands	54
Al strands	54
ACSR	54
Guy wire 1x7	15
Guy wire 1x19	20

MODEL No. 31291 (MADE IN USA)



Model No. 31291



- Easily cuts heavier copper and aluminium cables up to 70 mm<sup>2</sup>
- Precision-ground, shear-action, curved cutting blades
- Heat-treated for long life
- Made of heavy-duty forged steel
- Rust-resistant black oxide finish on jaws

Model No.	31291
Description	PVC-covered, high-leverage handles for easier cuts
Max Use	Copper
	70mm <sup>2</sup>
Freq Use	35mm <sup>2</sup>
	Aluminium
Max Use Capacity	70mm <sup>2</sup>
	Communications
Max Use Capacity	100 Pair
Length (mm)	235
Weight (kg)	0.45

MODEL No. IZ-325A

(MADE IN JAPAN)

**IZUMI**



## SPECIFICATIONS

Cuts (mm <sup>2</sup> )	300 Cu cable
Length (mm)	260
Weight (kg)	0.61

- Light weight
- Compact
- Clean square cutting
- Easy cutting operation
- Durable construction
- Forged blades
- Reverse operation

## FEATURES

**Cut up to 300mm<sup>2</sup> or 33mm OD Cu Cable.**

The IZ-325A features light weight, easy to use and clean cutting of the material. The cutter is equipped with the release mechanism so that the cutting can be backed out when necessary. This economical ratchet cutter is ideal for an electrician's wiring preparation tool. To release ratchet, push release lever downward. Blade moves freely.

## DETAILS

Cutting capacity for Non-ferrous cables only.

Cutting Capacity		
Material	(mm <sup>2</sup> )	mmOD
Polyethylene cable	600V-CV325	31
	600V-CV60 x 3 core	32
Multi-core vinyl insulation cable	VVR 60 x 3 core	33
	IV325	29





**RCC SERIES KOBAYASHI RATCHET CABLE CUTTER (MADE IN JAPAN)**



**RCC-32SC**



**RCC-42SC**

**FEATURES**

- Super heavy - duty ratchet mechanism & Japanese quality
- Cut a wide range of materials
- Ideal for railway copper stranded catenary cable and solid copper contact wire
- Large capacity
- Robust, forged construction
- Extremely easy to use
- Large operating handles
- Gear driven for ease of operation
- Rapid blade advance
- Emergency release mechanism
- Rubber handle grip
- Can be used one-handed
- Suitable for use with gloves
- Compact design
- Full range of spare parts available
- Two models to choose from
- Cuts SDI, Multi-Core & ABC Cables

**SPECIFICATIONS**

Model No.	RCC-32SC	RCC-42SC
Copper		
<b>1 Max Use* (mm<sup>2</sup>)</b>	300	400
<b>2 Freq Use* (mm<sup>2</sup>)</b>	185	240
Aluminium		
<b>3 Max Use* (mm<sup>2</sup>)</b>	300	400
<b>4 Freq Use* (mm<sup>2</sup>)</b>	240	400
<b>Length (mm)</b>	230 L x 95 W	260 L x 120 W
<b>Weight (kg)</b>	0.52	1.1

**\*PLEASE NOTE:** Cutting capacity may be less for compact and compressed cables

<b>1</b>	Approx. (mm) OD	22.7	25.7
<b>2</b>	Approx. (mm) OD	17.6	20.3
<b>3</b>	Approx. (mm) OD	22.7	25.7
<b>4</b>	Approx. (mm) OD	20.3	25.7

## MODEL NO. 9009 – JENNY RATCHET CUTTERS FOR ACSR (MADE IN USA)



### CARE & MAINTENANCE

A hand cutter of this design when used correctly on materials within its cutting capacity will give years of trouble-free operation. It is a precision tool and should be treated as such.

- Do not drop or hit tool on hard objects as damaged ratchet teeth will not allow the drive pawl to engage correctly.
- Keep the tool free from dirt, mud and foreign objects to prevent the ratchet teeth from becoming clogged and preventing the drive pawl from engaging correctly.
- Keep working parts clean and lightly oiled.

### FEATURES

- Full ratcheting cycle
- Release feature in all cutting positions
- Handle lock in closed position
- Single Hand Operation
- Blades made from 6150 alloy steel (Chrome Vanadium) heat treated
- Curved handle design for maximum leverage
- Full range of replacement parts available
- Cuts Most ACSR up to 210mm<sup>2</sup> with ease and suitable for Galvanised Steel Support Wire 3/ 2.5mmØ (Catenary Wire)
- Suitable for RAISIN ACSR with 4 x 2.5mm Ø inner steel strands.

### SPECIFICATIONS

Weight (kg)	0.5
Length (mm)	266

- Do not cut Guy Strand Wire
- Do not attempt to cut ACSR which contains a single high tensile strand exceeding 3/16" (4.75 mm) Ø or multiple steel strands exceeding 2.5mm Ø with 7 or more strands
- Suitable for stranded copper to 185mm<sup>2</sup> (18mm Ø) not larger due to the blunt cutting edge design.

## 711 SERIES JENNY RATCHET CUTTERS (MADE IN USA)



Model No. 7118 (ACSR)



Model No. 7116A (Cu/Al Only)

### FEATURES

- Extra heavy duty "C" jaw design & simple long-life ratcheting mechanism
- Thumb slide release allows rapid opening or closing
- Single lever allows easy switch from opening to closing
- Reinforced fibreglass handles with protective PVC coating
- Practically half the size of standard ratchet cutters at less than half the weight
- Large cutting capacity requires 50% less effort of standard ratcheting tools



### SPECIFICATIONS

Model No.	7118	7116A
Cuts	ACSR, CU & AL	CU & AL
ACSR	26mmOD	N/A
Cu/Al Power Cable	19.7mmOD (300mm <sup>2</sup> )	25.4mmOD (500mm <sup>2</sup> )
Length (mm)	457	495
Weight (kg)	1.8	1.8

## GREENLEE 34081 RATCHET CABLE CUTTER (MADE IN USA)

The Greenlee 34081 (756) has extra thick blades, ground flat to reduce potential for breakage and cuts copper and aluminium up to 800mm<sup>2</sup>.



### FEATURES

- Ratchet action for heavy-duty cutting
- Two cutting actions - fast scissor cutting for small cable and insulation
- Converts automatically to ratchet mode
- Anti-slip mechanism for positive ratchet action
- Rubber boot protects ratchet mechanism



### SPECIFICATIONS

Model No.	34081 (756)
Type	Heavy Duty Ratchet Cutter
Jaw Size	51mm
Cutting Capacity (Al/Cu)	800mm <sup>2</sup> (Max. Use) 500mm <sup>2</sup> (Frequent Use)
Overall Length	698mm
Replacement Part	34188 Cutter Head Unit (Includes 2 Blades)
Weight	5.2 kg

## GREENLEE 34084(757) RATCHET CABLE CUTTER (MADE IN USA)

### SPECIFICATIONS


Model No.	34084 (757)
Description	Ratchet ACSR Cable Cutter
Features	<ul style="list-style-type: none"> <li>• Extra-thick blades, ground flat to reduce potential for breakage.</li> <li>• Ratchet action for increased cutting power.</li> <li>• Two cutting actions – fast scissor cutting for small cable; converts automatically to ratchet mode.</li> <li>• Anti-slip mechanism for positive ratchet action.</li> <li>• Rubber boot protects ratchet mechanism.</li> </ul>
Replacement Description	Cutter Head Unit (Inc. 2 Blades)
Replacement Model No.	34187
Cutting Capacities (mmOD)	
ACSR	24.8
Soft Steel Rod	12.7
Length (mm)	743 (Jaw Open 30)
Weight (kg)	5.5







# RATCHET HAND CUTTER – ACSR/GUY WIRE

## RATCHET CABLE CUTTERS FOR ACSR & GUY WIRE (MADE IN USA)



### SPECIFICATIONS

Model No.	02826 (776)	01274 (758)
Picture		
Description	High Performance Ratchet ACSR Cable Cutter	EHS Guy Wire Cutter
Features	<ul style="list-style-type: none"> <li>• Two-speed mechanism saves cutting time by closing the blades rapidly and shifting to normal speed to perform the cut</li> <li>• Patented mechanism opens the blades automatically when the cut is complete.</li> <li>• New ratchet mechanism provides excellent durability</li> <li>• Short length fits easily into truck bins</li> <li>• Durable, lightweight fibreglass handles</li> </ul>	
Replacement Description	Movable & Fixed Blade Set	Cutter Head Unit (Inc. Blades, Blade Holder, Insert & Hardware)
Replacement Model No.	11397	03548
Cutting Capacities (mmOD)		
ACSR	All 14.75 & under (with the exception of 20.23 with steel core equal to or less than 8.13)	12.7
Soft Steel Rod		12.7
Ehs/Std Guy Wire		12.7
Mild Steel Rods/Bolts		12.7
Length (mm)	508	704
Weight (kg)	2.8	4.8




**MODEL No. 52136 CONTAINER SEAL/ CABLE TRAY/BOLT CUTTER**





**CUTS  
IN 4.5  
SEC**





**GREENLEE**  
A Textron Company

**WIEGHT**  
**2.0kg Including Battery**

**OVERALL LENGTH**  
**365mm**

**CAPACITY**

<b>12.7mm</b>	<b>Common Bolt</b>
<b>12.7mm</b>	<b>Threaded Rod</b>
<b>9.52mm</b>	<b>Steel Rod</b>
<b>7.93mm</b>	<b>GuyStrand</b>
<b>5.19mm</b>	<b>One-Time disposable lock</b>

**SPECIFICATIONS**

Total Length	365mm
Battery	18V Lithium-Ion
Battery Charge Time	1 hour
Weight	2.0kg Including Battery

**FEATURES**

- Cuts in 4.5sec
- Battery Powered Bolt Cutter
- Designed to cut one-time disposable locks, shipping container seals and small diameter bolts
- Light weight in-line style tool is easy to manoeuvre.
- Cutter head rotates 350° for use in tight locations.
- Ram retracts automatically when a cut is complete.
- Ram can be retracted at any point in the cutting cycle.
- Included: tool, two batteries, charger and moulded carrying case.
- 12VDC/230VAC one hour battery charger.

**ORDERING INFORMATION**

Model No.	Description
<b>52136</b>	Battery Bolt Cutter and 2 Batteries with 230VAC Charger & Carry Case

- Not recommended for padlock

**CUTTING CAPACITY**








Material	Diameter (mm)
Shipping Container Seals	12.7
M.S. Common Bolt + Chain	12.7
Grade 5 Bolt + Chain	11.11
Grade 8 Bolt + Chain	7.94
Threaded Rod	12.7
One-Time Disposable Lock	5.19 Alumoweld
Boa Lock	BL-9
Grade 40 Rebar	9.52
Steel Rod	9.52 (12.7 using 2 cycles)
Ground Rod	9.52 (12.7 using 2 cycles)
Cu/Al Cable	6.54
ACSR	12.75
Guy Strand	7.93 (9.52 using 2 cycles)
EHS Guy Strand	7.93
Aircraft cable	6.35

**REPLACEMENT PARTS**

Model No.	UPC No.	Description
<b>25752</b>		Carry Case
<b>52177</b>		18V Lithium-Ion Battery
<b>56288</b>		Cutter Blade Kit
<b>52179</b>		12V Charger
<b>52180</b>		230V Charger

## WIRE ROPE/CABLE CUTTERS AND SWAGERS (MADE IN JAPAN)



Wire Rope Cutter – Hand		Cable Cutter – Hand	Wire Rope Cutter – Hand	Wire Rope Cutter - Bench	Wire Rope Swager – Hand	Hand Swager
						
RC-8	RC-SERIES	KC-SERIES	WR-SERIES	WR-10BB	HSC-SERIES	HS-1000
Single Hand	Double Hand	Double Hand	Double Hand	Bench Type	Swagers & Cuts Double Hand	Wire Rope Swager

Model No.	Type	Length (mm)	Capacity (mm)	Weight (kg)	Model No. for Spare Blade Set	Blade Weight (kg)
<b>RC-8</b>	Wire Rope Cutter	195	5	0.3	<b>N/A</b>	N/A
<b>RC-450</b>		470	12	1.5	<b>RCJ-450</b>	0.5
<b>RC-800</b>		800	16	3.9	<b>RCJ-800</b>	1.3
<b>KC-450</b>	Cable Cutter (Cu/Al)*	475	25	1.4	<b>KCJ-450</b>	0.5
<b>KC-800</b>		810	50	3.6	<b>KCJ-800</b>	1.0
<b>WR-6</b>	Wire Rope Cutter	350	6	0.9	<b>WRJ-6</b>	0.3
<b>WR-10</b>		590	10	2.3	<b>WRJ-10</b>	0.7
<b>WR-14</b>		750	14	3.6	<b>WRJ-14</b>	1.2
<b>WR-16</b>		900	16	5.3	<b>WRJ-16</b>	1.6
<b>WR-20</b>		1066	20	8.2	<b>WRJ-20</b>	2.7
<b>WR-10BB</b>	Bench Wire Rope Cutter	540	10	5.0	<b>N/A</b>	N/A
<b>HSC-350</b>	Wire Rope Swager/Cutter <sup>1</sup>	350	1.5–3.5	1.1	<b>N/A</b>	N/A
<b>HSC-600</b>		650	1.5–5.0	2.5	<b>N/A</b>	N/A
<b>HSC-600BB</b>	Bench Type	540	1.5–5.0	5.2	<b>N/A</b>	N/A
<b>HS-1000</b>	Wire Rope Swager**	1010	6.0–8.0	7.5	<b>N/A</b>	N/A

All Blades are drop forged and tempered.

\* Not for cutting wire rope


\*\* No cutting function

1 Do not use other brand sleeves with ARM Swaging tools, contact your nearest Specialised Force branch for Swage information

More models available upon request.



'WR' Cutting Head shown with notched blade



HSC SERIES Swager head with cutting notch










**REFER PAGE 39 FOR ARM SWAGING SLEEVE AND TOOL TECHNICAL INFORMATION**



## BOLT CUTTERS (MADE IN JAPAN)

Blades are drop forged special alloy steel, double quenched and tempered. Specialised cutting tools for professionals.



Mini		Standard			Bench		
One hand operation with spring		Two hand operation			For volume work		
Model No.	Type	Length (mm)	Cutting capacity, Mild steel, HRB80/50kgf/ m2 Copper wire – mmOD	Weight	End view	Spare Jaw Model No.	Weight (kg)
HA-250	Mini	233	4	0.33		N/A	N/A
HA-300	Standard	315	5	0.72		HAJ-300	0.26
HA-350		365	6	0.95		HAJ-350	0.36
HA-450		480	7	1.50		HAJ-450	0.58
HA-600		625	10	2.50		HAJ-600	1.00
HA-750		770	13	3.80		HAJ-750	1.40
HA-900		930	16	5.90		HAJ-900	2.10
HA-1050		1080	18	8.60		HAJ-1050	3.10
HA-600BB	Bench	540	10	5.00		HAJ-600	1.00



## WIRE ROPE CUTTER - SENYO WAVE DRAGON (MADE IN JAPAN)

### MODEL No. SENYO SERIES

The Senyo range of Wave Dragon hydraulic wire rope cutters from Japan are easy to operate, heavy duty and reliable with a minimum amount of parts. These tools are used in a wide range of applications, including rigging and wire rope manufacture, etc.




SENYO-B MODEL PICTURED



Model No.	Dimensions (mm) (LxWxH)	Cutting Capacity (mm)	Weight (kg)	Replacement Blade/Cutting Edge Model No.
SENYO-A	310 x 90 x 152	20 (3/4")	10	SENYO-A3
SENYO-B	380 x 105 x 180	30 (1 3/16")	15	SENYO-B3
SENYO-C	400 x 120 x 200	40 (1 5/8")	20	SENYO-C3
SENYO-D	485 x 130 x 220	50 (2")	30	SENYO-D3







***www.specialisedforce.com.au***





## C. HYDRAULIC TOOLS & ACCESSORIES

80–113

WRENCH – IMPACT – GREENLEE	80-81
NUT RUNNERS, IMPACT ADAPTORS & DRIVERS	82
SOCKETS – IMPACT	83-84
IMPACT WRENCH – HIGH TORQUE – GREENLEE	85
AUGER BITS – IMPACT – BUSHRANGER	87
SAW - POLE, LONG REACH - MARUZEN	88
SAW – POLE, LONG REACH – GREENLEE	89
SAW – CHAIN – GREENLEE	90
SAWS & PRUNERS – LONG REACH – GREENLEE	91
TAMPER – POLE – GREENLEE	92
PULLER – POLE – TIIGER	93
JACKING SYSTEM – POWER POLE – DURAPAC	94
DRIVERS & DRILLS – POST & ROCK – MARUZEN	95
CUTTER – CONCRETE SAW – MARUZEN	96
BREAKERS – ROCK – MARUZEN	97
PUMPS, LOW PRESSURE – PETROL – MARUZEN	98
PUMPS, LOW PRESSURE – DIESEL – HYCON	99
HOSES – LOW PRESSURE, TWIN LINE & STORAGE BAG	100
VALVE – LOW PRESSURE, FLOW CONTROL	101
PUMPS – HIGH PRESSURE, BATTERY & REMOTE – IZUMI	103
PUMPS – HIGH PRESSURE, BATTERY – INTERCABLE	104
PUMPS – HIGH PRESSURE, BATTERY – DURAPAC	105
PUMP ACCESSORIES – BATTERY 700/850 BAR – DURAPAC	106
PUMPS – HIGH PRESSURE, ELECTRIC – RIKEN – DAIA	107
PUMPS – HIGH PRESSURE, ELECTRIC – DURAPAC	108
PUMPS – HIGH PRESSURE, DIESEL – DURAPAC	109
PUMPS – HIGH PRESSURE – PETROL – IZUMI – DURAPAC	110
PUMPS – SUBMERSIBLE – GREENLEE	111
HOSES – HIGH PRESSURE	112
HOSES & COUPLINGS – HIGH PRESSURE – CEJN	113

## IMPACT WRENCHES (MADE IN USA)



Large lifting eye for easy and secure storage

High strength cast motor enclosure protects impact mechanism

Improved centre-of-gravity for superior ergonomics

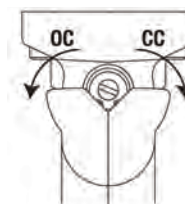
Longer, wider trigger provides improved control especially with a gloved hand

Impact and temperature resistant replaceable polymer grip dissipates heat

Internal hydraulic check valve eliminates damage from an improperly connected tool

Torque adjustment select or for quick adjustment of output torque settings (00372 variable torque model only)

Easy change between Open Centre and Closed Centre systems. To change the spool to open or closed circuit use a flat tip screw driver.



Trigger Guard Model Shown



Model No. 00372 Variable Torque Model Only

## THE CHOICE IS YOURS...

### Model No. 00373 (Standard) or 00372 (Variable Torque)

The high-torque, high-speed Hydraulic Impact Wrenches feature industry-leading torque and speed.

With high strength casting, reduced weight and widened trigger design, these wrenches drill holes through hardened timber poles in seconds rather than minutes. And, they have the torque (680Nm) to break free most rusty pole hardware. The 00372 Hydraulic Impact Wrench comes with a 3 position torque adjustment control and quick change access, to adjust the torque to suit the needs of each specific task. For instance, the torque can be reduced to prevent over tightening of new pole hardware. These Hydraulic Impact Wrenches are equipped with a 7/16" hex quick change chuck for use with all major brands of impact Augers as well as Greenlee Utility Nut Runner sockets, 45798 & 20920. Additionally, these wrenches feature design improvements that include a handle that reduces heat transfer, improved centre-of gravity for better balance and superior ergonomics, and increased service life.

Refer page 82–84 for impact accessories

Refer page 244 for impact wrench scabbards





## IMPACT WRENCHES (MADE IN USA)

### FEATURES

- Impact and temperature resistant replaceable polymer grip designed to dissipate heat from the cast handle
- Weight reduction of 14% to previous models
- Improved centre-of-gravity for superior ergonomics
- Increased service life with the addition of back-up rings and larger O-rings
- Built-in hydraulic check valve to eliminate damage from an improperly connected tool
- Large and strong lifting eye for easy and secure storage
- Longer and wider trigger provides improved control for use with insulated and leather outer gloves
- Fast and easy change between open centre systems and closed centre systems with no disassembly required
- Higher breaking torque in reverse to ensure you can remove tight bolts
- Cast motor enclosure that better protects the impact mechanism operation versus competing models with stamped steel enclosure
- Variable torque model easy to adjust

### SPECIFICATIONS

Model No.	00373/FF	00372/FF
Type	Standard	Variable Torque
Capacity	7/16" hex	
Maximum Torque	677Nm @ 30 lpm	677Nm @ 30 lpm
Minimum Torque	-	213Nm @ 30 lpm
Weight (kg)	2.93	2.97
Length (mm)	208	
Width (mm)	107	
Height (mm)	280	
Hydraulic System	Super Spool selector for either open-centre or closed-centre	
Flow Range (lpm)	15-46	
Optimum Flow Range (lpm)	19-30	
Operating Pressure (Bar)	69-170	
Pressure Port Thread	9/16-18 SAE O-ring	
Return Port Thread	3/4-16 SAE O-ring	

### ORDERING INFORMATION

Model No.	Description
00373/FF	High torque 1/2" square drive impact wrench with 7/16" hex quick change chuck and 49314 heavy-duty adapter (no trigger guard but includes M&F flush face couplings)
00373/FF/T-GUARD	High torque 1/2" square drive impact wrench with 7/16" hex quick change chuck and 49314 heavy-duty adapter (includes trigger guard and M&F flush face couplings)
00372/FF	High torque 1/2" square drive impact wrench with torque adjustment, 7/16" hex quick-change chuck and 49314 heavy-duty adapter (no trigger guard but includes M&F flush face couplings)
00372/FF/T-GUARD	High torque 1/2" square drive impact wrench with torque adjustment, 7/16" hex quick-change chuck and 49314 heavy-duty adapter (includes trigger guard and M&F flush face couplings)
00376	Trigger Guard Kit

Refer page 82–84 for impact accessories



No trigger guard model



Trigger guard model

**Fairmont**

## NUT RUNNERS

### ORDERING INFORMATION

Model No.	Description
<b>45798</b>	(NR1) Nut Runner c/with 7/16" quick change adapter
<b>20920</b>	(NR2) Nut Runner c/with 7/16" quick change adapter

### SPECIFICATIONS

Model No.	45798	20920
Length w/o adapter (mm)	197	219
Length with adapter (mm)	241	279
Diameter (mm)	45	60
Weight with adapter (kg)	0.7	1.5
Square Nut Sizes	1", 13/16" 3/4", 5/8"	1-1/2" 1-5/16" 1-1/8"


### FEATURES

- Deep well accepts up to 152 mm excess bolt length.
- 7/16" hex quick-change adapter included.
- Slim profile for easy use and storage.



## IMPACT ADAPTORS & EXTENSION

Model No.	Image #	Description
<b>2801</b>	1	Impact adaptor 1/2 square drive m x 7/16 hex dr male blue bully - designed for high powered torque impact wrenches, advanced technology, superior wear resistance
<b>49314</b>	2	Impact adaptor 1/2" square drive x 7/16" hex male – heavy duty
<b>EX-501-5</b>	3	Impact adaptor 1/2" square drive x 7/16" hex male – lock pin, 127mm long
<b>EX-501-B-5</b>	4	Impact adaptor 1/2" square drive x 7/16" hex male – lock ball, 127mm long
<b>2403</b>	5	7/16" Hex (1/2" Square Drive) Heavy Duty quick change chuck (Suits Bushranger Impact Auger Bits)



## IMPACT DRIVER - J HOOK (1/2" SQ DRIVE)



Model No.  
**JHOOK-CENTRE**

Two different types of "J" Hook Drivers (1/2" sq drive). Used with Impact Adaptor (# 2801) above to drive in or remove "J" hooks on hardwood utility poles, for service connections. One centred and the other is offset.



Model No.  
**JHOOK-CENTRE**  
49 x 14mm



Model No.  
**JHOOK-OFFSET**



Model No.  
**JHOOK-OFFSET**  
50 x 13mm



Model No.  
**JHOOK-OFFSET LARGE**  
59x 12.5mm

## IMPACT SOCKETS, ADAPTORS & EXTENSIONS



Model No. **MET-2450**



Model No. **98413L**

### IMPACT SOCKET (KITS), DEEP, 1/2" SQUARE DRIVE

Model No.	Brand	Description
<b>MET-2450</b>	METRINCH *Sizes included in set (15 Sockets in Plastic case)	Kit, Impact Socket Set, Deep Wall (11-25mm and 7/16-1") Equivalent to a 42 piece set
<b>98413L</b>	T&E	Kit, Impact Socket Set, Deep Single Hex (11,12,13,14,16,17,18,19,21,22,24,27&30) In Metal Case
<b>MET3000</b>	as above (t) Sizes included in set (17 Sockets)	As above (11-25 + 30 & 36mm)

Metrinch are the only sockets that work on metric (mm), inch (SAE/AF), BSW, BSF/BS and rounded or damaged nuts and bolts. Metrinch sockets provide a 4 point grip instead of the standard 2 point grip.

### METRINCH STANDARD & DEEP IMPACT SOCKETS, 1/2" SQUARE DRIVE

Combination (Imperial & Metric)				
Deep Model No.	Metric Size	Inch Size (SAE/AF)	BSW	BSF/BS
	6	1/4	-	-
	7	9/32	-	-
	8	5/16	-	-
	9	11/32	1/8	-
	10	3/8	-	-
<sup>1</sup> MET-2251B	11	7/16	3/16	1/4
<sup>1</sup> MET-2252B	12	15/32	-	-
<sup>1</sup> MET-2253B	13	1/2	-	-
<sup>1</sup> MET-2254B	14	19/32	1/4	5/16
<sup>1</sup> MET-2255B	15	9/16	-	-
<sup>1</sup> MET-2256B	16	5/8	5/16	3/8
<sup>1</sup> MET-2257B	17	11/16	-	-
<sup>1</sup> MET-2258B	18	23/32	-	-
<sup>1</sup> MET-2259B	19	3/4	3/8	7/16
<sup>1</sup> MET-2260B	20	25/32	-	-
<sup>1</sup> MET-2261B	21	13/16	7/16	1/2
<sup>1</sup> MET-2262B	22	7/8	-	-
<sup>1</sup> MET-2263B	23	29/32	1/2	9/16
<sup>1</sup> MET-2264B	24	15/16	-	-
<sup>1</sup> MET-2265B	25	1	-	-
	26	1 & 1/18	9/16	5/8
MET-2267B	27	1 & 3/32	-	-
MET-2268B	28	1 & 1/8	-	-
	29	1 & 5/32	5/8	11/16
<sup>1</sup> MET-2270B	30	1 & 3/16	-	-
	31	1 & 7/32	-	-
MET-2272B	32	1 & 1/4	11/16	3/4

### IMPACT SOCKETS (SINGLE HEX), DEEP, 1/2" SQUARE DRIVE

Metric	
Model No.	Size
<b>X410ML</b>	10mm
<b>X411ML</b>	11mm
<b>X412ML</b>	12mm
<b>X413ML</b>	13mm
<b>X414ML</b>	14mm
<b>X415ML</b>	15mm
<b>X416ML</b>	16mm
<b>X417ML</b>	17mm
<b>X418ML</b>	18mm
<b>X419ML</b>	19mm
<b>X420ML</b>	20mm
<b>X421ML</b>	21mm
<b>X422ML</b>	22mm
<b>X423ML</b>	23mm
<b>X424ML</b>	24mm
<b>X425ML</b>	25mm
<b>X426ML</b>	26mm
<b>X427ML</b>	27mm
<b>X429ML</b>	29mm
<b>X430ML</b>	30mm
<b>X432ML</b>	32mm
<b>X436ML</b>	36mm

Imperial	
Model No.	Size
<b>X414L</b>	7/16"
<b>X416L</b>	1/2"
<b>X418L</b>	9/16"
<b>X420</b>	5/8"
<b>X420L</b>	5/8"
<b>X422L</b>	11/16"
<b>X424L</b>	3/4"
<b>X425L</b>	1"
<b>X426L</b>	13/16"
<b>X428L</b>	7/8"
<b>X430L</b>	15/16"
<b>X434L</b>	1 1/16"
<b>X436L</b>	1 1/8"
<b>X438L</b>	1 3/16"
<b>X440L</b>	1 1/4"
<b>X442L</b>	1 5/16"



**MODEL No. ME-ISS1 SQUARE IMPACT SOCKET SET**

This set of 1/2" square drive impact sockets for utility pole square fastenings. All 6 sockets are included in a weatherproof (foam cut) case.



**FEATURES**

- Set of six square sockets complete with a heavy duty carry case
- High strength alloy steel treated for additional toughness to prolong life of tools
- 1/2" square drive (adapter not included)

**SPECIFICATIONS**

Model No.	ME-ISS1
Material	High steel alloy steel, machined from billet, heat treated for additional toughness
Overall Dimensions	Box: 330 x 280 x 120mm Sockets 3/8"—30mm Dia x 82mm 1/2"—40mm Dia x 85mm 5/8"—42mm Dia x 87mm 3/4"—58mm Dia x 95mm 7/8"—62mm Dia x 100mm 1"—73mm Dia x 108mm
Square Socket Sizes	3/8", 1/2", 5/8", 3/4", 7/8" and 1"
Weight (kg)	6.5



**Requires Blue Bully Impact Adaptor for use with Hydraulic Impact Wrench, Model No.2801**



**MODEL No. 605222601 METRIC DEEP IMPACT SOCKET SET**

High quality 1/2" drive impact socket set metric deep style, supplied in case.



Model No. **605222601**

**METRIC DEEP**

26 Piece 1/2" Drive  
6 Point Impact  
Socket Set & Case

**Sizes:** 10,11,12,13,14,15,16,17,18,19,  
20,21,22,23,24,25,26,27,28,29,30,32  
33,34,35,36

**MODEL No. 00990 HIGH TORQUE IMPACT WRENCH –  
3/4" SQUARE DRIVE (MADE IN USA)**



Model No.  
**00990**

**28%  
Lighter\***  
**17%  
More Torque\***  
Redesigned housing  
reduces weight,  
increases power.

**ORDERING INFORMATION**

Model No.	Description
<b>00990</b>	3/4" Impact Wrench – 3/4" Square Drive

**SPECIFICATIONS**

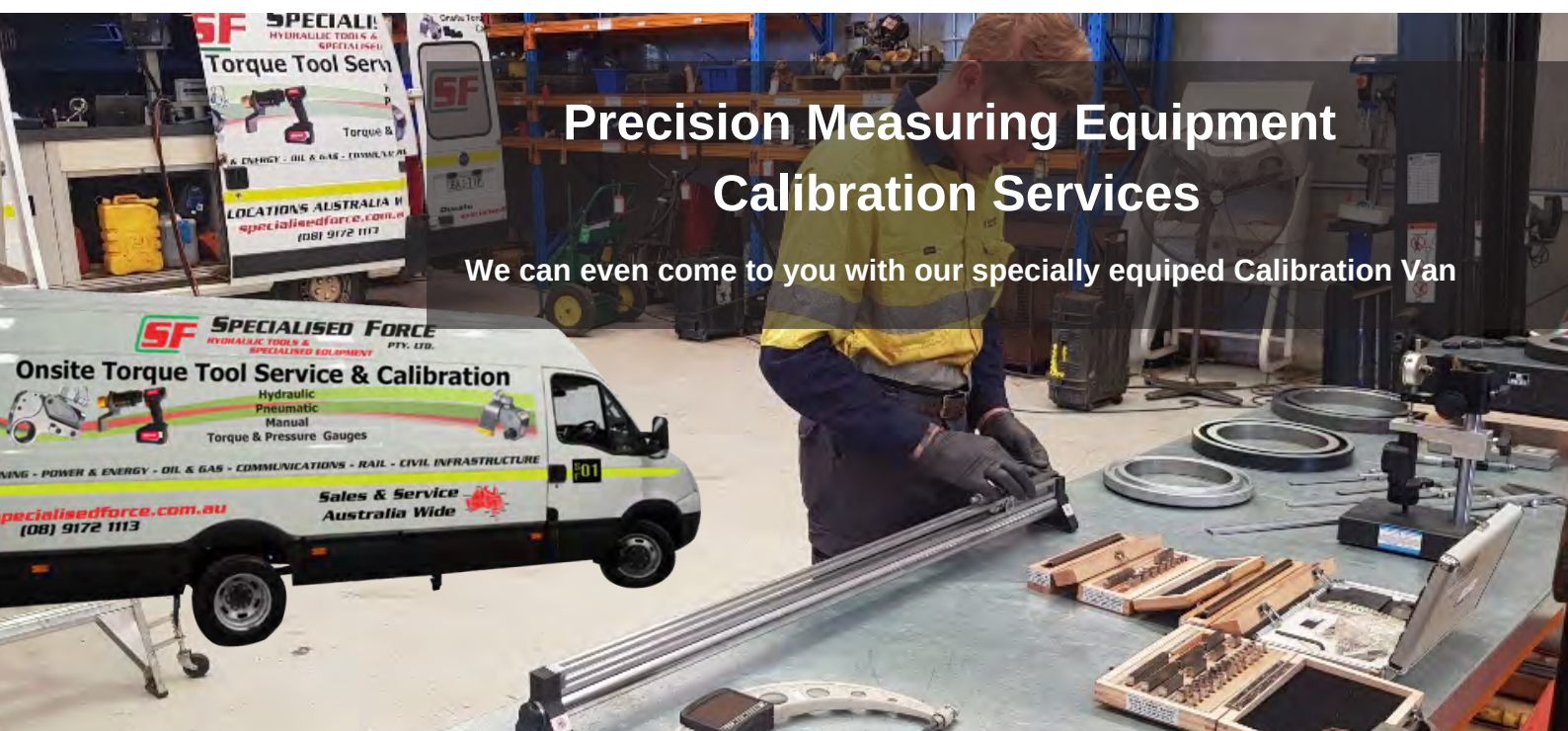
Capacity	3/4" square drive
System	Super Spool Selector Control
Weight (kg)	4.75
Length (mm)	236
Width (mm)	107
Height (mm)	300
Flow Range (lpm)	15 - 45
Operating Pressure (Bar)	69 - 140
Torque Generated	1,742 Nm at 37.8lpm
Pressure Port Thd.	9/16 - 18 SAE O-Ring
Return Port Thd.	3/4 - 16 SAE O-Ring
RPM	2,800 rpm at 30 lpm (no load)

**FEATURES**

- High torque 3/4" impact wrench with 3/4" square drive with auxiliary handle
- Cool-Grip handle technology
- Integrated lifting eye
- Tri-Position auxiliary handle
- Self-regulating flow control
- Forward/reverse control

***Fairmont***  
Is GREENLEE






## Precision Measuring Equipment Calibration Services

We can even come to you with our specially equipped Calibration Van

- ✓ Depth Micrometers
- ✓ Dial Indicator (Plunger)
- ✓ Dial Indicator (Lever)
- ✓ Gauge Blocks
- ✓ Height Micrometers
- ✓ Inside Micrometers
- ✓ Micrometer heads
- ✓ Outside Micrometers
- ✓ Riser blocks
- ✓ Vernier Calipers
- ✓ Vernier Height Gauge



Limited calibration service branch locations-  
Contact your nearest SF branch prior to visit



## IMPACT AUGER BITS

### FEATURES

- Especially designed for Australian hardwood
- Preferred by major Australian utilities
- Ideal for power poles, bridges and wharfs
- Manufactured from high grade alloy steel
- Individually packaged in plastic protective tube
- Vigorously tested under Australian conditions
- Can be resharpened
- Also available in tungsten tipped  
(Add 'TT' to the end of the standard Model No. below)

**Bushranger Augers are designed with a tough fast-cutting specially hardened lead screw and side cutting edges offering the longest tool life and lowest cost-per-hole.**

Designed for rugged heavy duty boring jobs in all types of hardwood. Used for utility poles, timber bridges and for pest control applications. Precision machined on absolute centres for easy smooth boring (no wobble). 7/16" hex shank for quick change chuck or standard keyed chuck.



Model Number	Size OD (mm)	Length (mm)
STMSF808X200	8	200
STMSF810X200	10	200
STMSF811X225	11	225
STMSF812X225	12	225
STMSF812X457	12	457
STMSF814X225	14	225
STMSF814X457	14	457
STMSF814X600	14	600
STMSF815X225	15	225
STMSF816X225	16	225
STMSF816X457	16	457
STMSF816X600 SPC*	16	600
STMSF818X225	18	225
STMSF818X457	18	457
STMSF818X600	18	600
STMSF819X600	19	600

Model Number	Size OD (mm)	Length (mm)
STMSF820X225	20	225
STMSF820X457	20	457
STMSF820X600	20	600
STMSF822X225	22	225
STMSF822X457	22	457
STMSF822X600	22	600
STMSF822X900	22	900
STMSF825X457	25	457
STMSF825X600	25	600
STMSF825X900	25	900
STMSF826X225	26	225
STMSF826X457	26	457
STMSF829X457	29	457
STMSF829X600	29	600
STMSF832X600	32	600

\*"SPC" Model specifically improved design for Australian Hardwood Pole Inspection drilling

## LONG REACH POLE CHAIN SAWS (MADE IN JAPAN)




Foam Filled Fibreglass Tube,  
Meets OSHA Reg. 1910.269

## FEATURES

- Cuts hard-to-reach branches from EWP or from the ground.
- Available in two lengths.
- Safety features include: 38mm internally foam filled fibreglass insulated pole (to eliminate moisture ingress), tested to 100kV per 300mm for 5min, two-step trigger, trigger guard, and fully covered sprocket guard.
- Adjustable rubber marker.
- Meets OSHA Regulation 1910.269
- Adjustable automatic chain oiler.
- Suitable for open (OC) and closed (CC) centre circuits.
- Rugged high torque gear motor.
- Includes the NEW Oregon SpeedCut bar and chain.

## NEW OREGON SPEEDCUT BAR AND CHAIN

- Weighs 205g less than previous model (825g to 620g).
- Time cutting a 250mm tree branch was reduced from 30-32 seconds to 25-28 seconds.



PSH190

1166mm

PSH225

1511mm

300mm

## SPECIFICATIONS

Model No.	PSH190	PSH225
Overall Length	1983mm	2328mm
Cutting Capacity	330mm (13")	
Operating Pressure	70 - 110 bar	
Allowable Back Pressure	40 bar	
Max. Pressure	14.3 bar	
Torque	3.53 Nm	
Flow Rate (Litres Per Minute)	20 (min) - 30 (max)	
Revs Per Minute	5800 at 20 litres per min / 8400 at 30 litres per min	
Couplers Included	Male & Female Quick Connect Flush Face Couplings	
Pressure & Return Port Thread	3/8" BSPP O-Ring Seal	
Extension Hose	Max. ID 3/8" x 20 metres	
Weight	4.6kg	4.8kg

## LONG REACH POLE CHAIN SAWS (MADE IN USA)


### FEATURES

- Cuts hard-to-reach branches from EWP or from the ground.
- Super Spool™ selector control for use on Open- and Closed-Centre hydraulic systems.
- Available in two lengths.
- Insulated fibreglass extension tubes, tested to meet OSHA Regulation 1910.269 with fibreglass tube tested to 100KVA per 300mm for 5 minutes
- Safety features include: two-step trigger, trigger guard, and fully covered sprocket guard.
- Anti-kickback chain and automatic chain oiler.
- Rugged high torque gear motor.
- Internal tube Foam Filled to eliminate moisture ingress.
- Includes flush face couplers "FF"



### SPECIFICATIONS

Cutting Capacity	330mm (13")
System	Super Spool™ selector control for use on Open- and Closed-Centre hydraulic systems
Width (mm)	102
Flow Range (lpm)	19-30
Operating Pressure (Bar)	69 - 140
Pressure Port Thread	9/16 - 18 SAE O-Ring
Return Port thread	3/4 - 16 SAE O-Ring



Model No.	Description	Length (m)	Insulated Section Length (m)	Weight (kg)
<b>17140/FF</b>	Foam Filled Long Reach Chain Saw with M & F Flush Face Couplings	1.90 (75")	1.185	4.6
<b>17142/FF</b>	Foam Filled Long Reach Chain Saw with M & F Flush Face Couplings	2.25 (88.5")	1.528	4.9





## CHAIN SAWS (MADE IN USA)



## Pistol-Grip Chain Saws

## Standard Chain Saws

*Fairmont*

Pistol Grip Model



Standard Model

## FEATURES

- Lightweight – ideal for cutting back or trimming from EWP
- Chain and bar can be adjusted without removing sprocket cover
- Sprocket cover can be removed without tools for easy saw cleaning
- Handle position can be oriented to horizontal, or to 60° or 30° relative to bar and chain to user preference (except on model with chain brake)
- Rugged gear motor and expanded chip exit area
- Supplied with 305 mm steel braided whip hoses
- Ideal for large trimming applications and cut-up removal jobs
- Chain brake models meet requirements of ISO 6535
- Reduced kickback bar and chain.
- Safety features include: two-step trigger, high impact polymer front handle/shroud, wide lower handle protects hands/knuckles, chain catcher stops chain rotation
- Automatic chain oiler can be adjusted without tools

## SPECIFICATIONS

Style	Pistol Grip	Pistol Grip	Standard	Standard	Standard
Model No.	49565/FF	45826/FF	49566/FF	45653/FF	49603/FF
	-	Chain Brake Model	-	Chain Brake Model	-
Cutting Capacity (mm)	330	330	406	406	508
System	Super Spool™ selector control for use on Open- and Closed-Centre hydraulic systems	Super Spool™ selector control for use on Open- and Closed-Centre hydraulic systems	Super Spool™ selector control for use on Open- and Closed-Centre hydraulic systems	Super Spool™ selector control for use on Open- and Closed-Centre hydraulic systems	Super Spool™ selector control for use on Open- and Closed-Centre hydraulic systems
Flow Range (lpm)	15-30	15-30	15-30	15-30	15-30
Operating Pressure (Bar)	69-140	69-140	69-140	69-140	69-140
Pressure Port Thread	9/16-18 SAE O-Ring	9/16-18 SAE O-Ring	9/16-18 SAE O-Ring	9/16-18 SAE O-Ring	9/16-18 SAE O-Ring
Return Port thread	3/4-16 SAE O-Ring	3/4-16 SAE O-Ring	3/4-16 SAE O-Ring	3/4-16 SAE O-Ring	3/4-16 SAE O-Ring
Weight (kg)	3.9	3.9	4.3	4.3	4.6
Length (mm)	673	673	800	800	902
Width (mm)	254	254	254	254	254

All units include flush face couplers "FF"

Refer page 244 for chainsaw scabbards

**LONG REACH PRUNERS & SAW (MADE IN USA)**



**Utility Pruner**

**Model No. 48520/FF**



**Orchard and Shade Tree Pruner**

**Model No. 42909/FF**



**Overhead Circular Saw**

**Model No. 43180/FF**



**FEATURES**

- Used for utility line clearing and selective pruning of shade trees.
- Heavy Duty capacity, cut branches up to 50 mm.
- Trigger guard.
- Insulated fibreglass extension tubes tested to meet OSHA Regulation 1910.269.
- Heat-insulated handle.
- Full power return.

*Fairmont*

- Heavy-duty large capacity pruner for all agricultural work.
- 360° swivelling extension.
- Heat barrier grip and full trigger guard.
- Lightweight.
- Model No. 42909/FF NOT TO BE USED NEAR HIGH VOLTAGE LINES

- Use for high production utility line clearing and general tree clearing applications
- Super Spool selector control for Open and Closed-Centre hydraulic systems
- Safety features include: hand stop collar, trigger guard, two-step trigger and branch stop
- Insulated fibreglass extension tube, tested to meet OSHA regulation 1910.269
- Rugged gear motor Angular head design makes flush cuts easier and directs chips away from the operator
- 229mm diameter blade standard

**SPECIFICATIONS**

Style	Utility Pruner	Orchard & Shade Pruner	Circular Saw
Model No.	48520/FF	42909/FF	43180/FF
<b>Optional Accessories</b>	* 11660 (Conversion Kit for Closed Center Systems)	* 11660 (Conversion Kit for Closed Center Systems)	(Replacement blade # 42853)
<b>Cutting Capacity (mm)</b>	50	44	89
<b>Extension Type</b>	Hollow Fibreglass Tube – tested to 100kVA/5min		Hollow Fibreglass Tube - tested to 100kVA/5min
<b>System</b>	Open-Centre*	Open-Centre	Open / Closed
<b>Flow Range (lpm)</b>	15-23	15-23	15-23
<b>Operating Pressure (bar)</b>	69-140	69-140	69-140
<b>Pressure Port Thread</b>	9/16 – 18 SAE O'ring	3/8" NPTF	9/16 – 18 SAE O'ring
<b>Return Port Thread</b>	3/4 – 16 SAE O'ring	3/8" NPTF	3/4 – 16 SAE O'ring
<b>Weight (kg)</b>	4.8	3.5	4.4
<b>Length (m)</b>	2.16	1.5	2.1
<b>Width (mm)</b>	158	152	229 (Blade Diameter)

\* Refer to accessories for closed centre conversion kit, all units include flush face couplers "FF"

## POLE TAMPERS (MADE IN USA)



## FEATURES

- Makes quick work of setting poles, asphalt patch, and general construction backfill compacting.
- Only three moving parts for low maintenance.
- Kidney-shaped foot included.
- Hose End Valve - Reversible on/off valve for Open and Closed-Centre hydraulic systems.
- Valve on Tube - Rotate trigger spool for Open and Closed-Centre hydraulic systems.
- Includes flush face couplers "FF".



The Tamp-Safe handle was designed by a professional linesman for the safety of utility workers. Tamp-Safe handles are built with safety in mind. It puts the operator's hand in a safe position away from the hydraulic hoses. Our innovative handle is designed to attach to most hydraulic tampers, including Greenlee/Fairmont, Reliable, and Stanley tampers.



Hose End Valve


 TS1001  
 Greenlee Hose  
 End Valve Model

See below table for Tamp-Safe models


 Kidney Shape  
 Foot ideal for  
 Pole Filling

 TS2001G  
 Greenlee Valve  
 on Tube Model


On Tube Valve

## SPECIFICATIONS

Style	Hose End Valve	Hose End With No On/Off Valve	Hose End Valve	Valve on Tube	Valve on Tube
Model No.	42198/FF	42202/FF	42199/FF	42201/FF	42200/FF
Length (mm)	1500	1500	2200	1500	1800
System	9/16 & 3/4		Open- and Closed-Centre		
Flow Range (lpm)	15-23	15-23	15-23	15-23	15-23
Operating Pressure (Bar)	69-138	69-138	69-138	69-138	69-138
Pressure Port Thread	9/16-18 SAE O-Ring 3/4-16 SAE O-Ring	9/16 M18 JIC 9/16 M18 JIC	9/16-18 SAE O-Ring 3/4-16 SAE O-Ring	9/16-18 SAE O-Ring 3/4-16 SAE O-Ring	9/16-18 SAE O-Ring 3/4-16 SAE O-Ring
Return Port thread	9/16 M18 JIC 3/4-16 SAE O-Ring				
Std Foot Size (mm)	63 x 203 (Kidney Shape)	63 x 203 (Kidney Shape)	63 x 203 (Kidney Shape)	63 x 203 (Kidney Shape)	63 x 203 (Kidney Shape)
Blows per minute @ 19lpm	1,160	1,160	1,160	1,160	1,160
Width (mm)	102	102	102	102	102
Weight (kg)	10.4	10.4	12.7	9.8	10.4
**Tamp-Safe Model No.	TS1001	TS1001	TS1001	N/A	N/A

Suffix "/FF" means supplied with standard low pressure flush face couplings

\*\*NOTE: Models available for Stanley & Reliable - Please Contact your Nearest Specialised Force Branch & Advise the Tamper Model Number



## HYDRAULIC UTILITY POLE PULLER (MADE IN USA)



Tiiger's Pole Puller is the lightest and safest on the market

**Model No. 4001D Hydraulic Pole Puller with Pole Puller Pad**



**Model No. HA0040 Pole Puller Pad** (Sold Separately)  
- Engineered with the strength to take the full force of the pole pulling, and the flexibility not to crack.

Weight: 6.3 kg  
Dimensions: 736x610x32 mm



Swivel assembly pre-tensions the chain providing maximum lift per stroke



Back Plate Prevents Chain Roll-up and Slippage

**Model No. HA0060 Deluxe Metal Storage Case**  
Weight: 39 kg  
Dimensions: 470x819x622 mm

- Reduces injury associated with using a boom truck
- Reduce boom damage & maintenance costs from pulling poles
- Ultra-lightweight cylinder is only 26 kg with a lifting capacity of 23 Tonnes.
- Hook assembly manufactured with all stainless steel components
- 12.7mm alloy chain is proof-tested for durability and strength
- Increase productivity by saving time

### SPECIFICATIONS

Style	Pole
Model No.	4001D
Hydraulic Cylinder (kg)	26
Base Plate (kg)	11.3
Back Plate (kg)	3.1
Swivel Chain Hook Assembly (kg)	16.3
Chain - 1.8m - 12.7 Alloy (kg)	6.8
Operating Pressure	190 Bar Max.
Lift at Maximum Pressure (tonnes)	23

### COMPONENT PART NUMBER

Base Plate	HA0008
Swivel & Hook Assembly	HA0016
Back Plate - Standard	4040B
Back Plate - Long Tooth	4041B
Pole Puller Pad	HA0040
Hydraulic Cylinder	HA0015
Chain	EF0001




## POWER POLE HYDRAULIC JACKING SYSTEM

**DURAPAC**

**This system was designed in conjunction with industry specialists for the joining of steel power/communication pole sections, horizontally prior to erection.**

Available in two models: 20 or 40 tonne capacity.

Due to varying manufacturers and designs of steel poles, the pulling lug connections and clevis fittings are designed on application. All main components remain the same.



### TWO AVAILABLE MODELS

- 20 tonne capacity
- 40 tonne capacity

### FEATURES

- Clevis ends custom made to suit lugs on different manufacturers power poles (please contact Specialised Force for more details)
- Rated alloy grade chain with swivel connectors
- Clevis locking & shortening clutch fully rated for the system
- 2 x 10 Tonne or 2 x 20 Tonne capacity cylinders,
  - ◇ 20 Tonne: 2 x Pulling Cylinders - RAP-106 - Maximum system pulling force "20 tonne"
  - ◇ 40 Tonne: 2 x Pulling Cylinders - RAP-206 - Maximum system pulling force "40 tonne"
- System is fitted with 2 x 100mm ø force pressure gauges & needle flow control valves for independent cylinder control, and adjustable force/pressure valve for accurate pressure settings
- Hose lengths made to order with choice of quick connect couplings & dust caps
- Systems are fully assembled & pressure tested ready for immediate use



### PUMP OPTIONS

- MANUAL – Hand operated pump P2200 (please contact Specialised Force for more details)
- BATTERY – 14.4VDC Lithium-Ion powered pump (refer page 103 for REC-P1 and page 105 & 106 for BP114)
- ELECTRIC – 230VAC/50Hz pump, adjustable external pressure switch (refer page 107 SMP40AR-67B)

### OPTIONAL EXTRAS

- Force/pressure charts
- Equipment storage case





## POST DRIVER (MADE IN JAPAN)



SCAN  
& PLAY

### FEATURES

- For fencing, piping, road barrier tubes, signposts, earth rods, anchors, tendrils supports, braces, channel markers, etc
- KH191/KH240V Lightweight with two cushioned side handles make it easier to operate
- Supplied with whip hoses and male/female flush face couplings
- Range of post driver adapters available on request

### SPECIFICATIONS

Model No.	KH192	KH240V	KH800
Overall Dimensions (mm) (LxW)	597 x 276	629 x 265	850 x 364
Oil flow (L/Min)	15-22	20	20-35
Blow per Minute (bpm)	1,920	1,080	500-950
Maximum Diameter (mm) (*Additional Parts Required)	50	80 (*100,120)	150 (*100,120)
Weight (kg)	19.8	24.5	110.0

## ROCK DRILLS

### FEATURES

- For breaking stones, roads and for drilling dynamite borehole
- The only one rock drill in the world with a built-in air compressor to purge dirt from hole
- No air or water supply necessary
- Low noise and dust free
- Can be used as breakers with 4 adjustable speed feature




SCAN  
& PLAY



DH205 Anti-Vibration  
Handle Model

### SPECIFICATIONS

Model No.	DH204	DH205
Overall Length (mm)	626	692
Width	412	410
Weight (kg)	20	22
Oil Flow (L/Min)	20 – 25	
Shank Size Hex	7/8" x 4 1/4" (22 x 108mm)	
Rotation Speed (RPM)	0 - 400(4 adjustable speed)	
Operating Pressure (bar)	140	
Maximum Drilling (mm)	65 DIA	
Drilling Depth (m)	Up to 3	



DH204 Standard Model




## CONCRETE & ASPHALT SAW/CUTTER (MADE IN JAPAN)



### FEATURES

- Used for cutting concrete, asphalt surfaces and cast iron pipe products
- Fitted with hydraulic motor, reduced noise compared with petrol engine cutters
- High torque which makes good use of hydraulic system results in maximum efficiency
- It can be used in a wet environment
- Compared to petrol engine cutters, hydraulic cutters have a great advantage due to less parts for service and repair
- Compact, lightweight body can be used in narrow places
- Supplied with Whip Hoses and cutting blade



### SPECIFICATIONS

Model No.	CH-130
Overall Dimension (mm) (LxWxH)	602 x 207 x 315
Weight (kg)	8
Required Oil Flow (L/Min)	20.5
Rotation (RPM)	3200
Blade Diameter (mm)	305 (HOLE DIAMETER 22)



Can be operated from portable petrol pumps shown on page 98

**HYDRAULIC ROCK BREAKERS (MADE IN JAPAN)**



BH7E

BH112E

BH20EV

BH23K32EV



SCAN & PLAY



**FEATURES**

- Used in finishing and demolition work
- Low Noise and Low Vibration
- No restriction for operating in a lower temperature
- Hydraulic lubricated at all times, easily maintained and less parts for repair
- All models have anti-bouncing feature for user comfort
- BH20EV and BH23K32EV have anti- vibration handles.
- Steels are common with pneumatic breakers
- Lightweight and compact .

Some models can source power from mini excavators

See page 101 for suitable flow control valve

Model No.	BH7E	BH112E	BH20EV	BH23K32EV *
Overall Length (mm)	458	566	665	752
Weight (kg)	7	13	20	25
Oil Flow (L/min)	20.5	15-20	20.5	20.30
Blow Per Minute (bpm)	1920	1450 (15L/min)	1450	1500 (30 LPM)
Shank Size (Hex)	19 x 50mm	22 x 83mm	25 x 108mm	32 x 160mm

\*Breaker can work on 20LPM Oil Flow with restrictor Orifice Fitted Blows per minute 1050.

For suitable lightweight petrol pumps see page 98

**BREAKER STEELS ISO CONFIGURATION**

Name of Tool	Shape of Tool	Maruzen P/No.	Suits Model	Hex (mm) Shank Size	Dimension (mm)			Weight (kg)
					L	A	B	
Moil Point		13101300	BH7E	19x50	300			0.6
		14001465	BH112E	22x83	465			1.7
		14601465	BH20EV	25x108	465			2.0
		15501555	BH23K32EV	32x160	555			3.5
Flat Chisel		MZ42-0006Z	BH20EV	25X108	400			2.0
		CB35-NC	BH23K32EV	32X160	520			3.5
Asphalt Chisel (Concrete Cutter)		ZZ#3H-07111202	BH7E	19x50	260	60	50	0.7
		ZA-005S	BH112E	22x83	475	75	75	2
		MZ42-0010D	BH20EV	25x108	400	76	162	2.5
		CB35-CC75	BH23K32EV	32x160	520	76	162	4.0
Spade		C-1004-01	BH20EV	25x108	400	140	180	3.3
		C-1019	BH23K32EV	32x160	400	140	180	5.0
Tamping Rammer (Rod/Pad Set)		ZN-003C-1005	BH20EV	25x108	280	180		9.2
		CB35-TR180	BH23K32EV	32x160	280	180		9.7
Ground Rod Driver		B12783	BH112E	22x83	Ground Rod Size 16mm			2.1
		B22783	BH20EV	25x108	Ground Rod Size 16mm			2.2



## LOW PRESSURE HYDRAULIC PUMPS (MADE IN JAPAN)



### FEATURES

- Engine petrol driven hydraulic power source
- Compact design
- Extensive range of tools available to suit
- Equipped with oil cooler which allows constant use even in hot climates
- Folding handle & pneumatic wheels for easy manoeuvrability
- Fitted with male & female flush face hydraulic couplings

### SPECIFICATIONS

Model No.	UH070
Overall Dimension (mm)	615L x 480W x 577H
Weight (kg)	40
Engine Model	Honda Gx200 4.1 kw
Maximum Pressure (Bar)	117 (1,700 PSI)
Max Oil Flow (l/min)	20.5
Oil Capacity (L)	4
Starter	Recoil (Pull start)
Engine Type	Air Cooled 4 Stroke



## LOW PRESSURE HYDRAULIC PUMP – ELECTRIC START (MADE IN JAPAN)

### FEATURES

- Air cooled oil cooler
- Fitted with male & female flush face couplers
- Engine petrol driven hydraulic power source
- Flip handle and pneumatic wheels for easy transportation
- Compact and reliable
- Large range of compatible tools available
- Maruzen 30L/min pump with Honda
- Electric start

### SPECIFICATIONS

Model No.	UH130
Dimensions (mm)	800L x 608W x 650H
Weight (kg) Dry	95
Maximum Working Pressure (Bar)	137 (2,000 PSI)
Oil Flow (L/min)	20-25-30 (3 settings)
Engine Model	Honda Gx390 8.7 kw
Oil Capacity (L)	8
Starter	Electric Start
Engine Type	Air Cooled 4 Stroke



Refer page 100 for low pressure hoses to suit



**LOW PRESSURE DIESEL HYDRAULIC PUMPS (MADE IN DENMARK)**



**HPP13D**

HYCON HPP13D is a medium sized hydraulic diesel powerpack made for demanding users. This powerpack gives you absolute maximum power to operate tools like breakers, submersible pumps, cut-off saws, drilling tools, core drills, impact wrenches and many other tools. Easily transported in a vehicle. ON-OFF valve for easy change of tool. Extremely easy to service - direct access to all parts. Oil level eye. Few wearing parts/all run in oil/low cost. Very strong and sturdy steel frame. High quality diesel engine. Both recoil and electric start. C/W Manual Adjustment Lever to select oil flow 20 or 30 L/pm.

**HPP26DMULTIFLEX**

The HPP26D Multiflex is the most powerful diesel driven power pack in the HYCON product range. The power pack is powered by a durable 26 hp water cooled Lombardini engine that delivers an output flow of either single flow of 1x 20, 30, 40, 60 l.p.m. or dual flow of 2x 15, 20, 30 l.p.m. The power pack is the preferred all-round power pack for areas where electric or petrol driven engines are not allowed, and where you need a power pack that can run continuously for many hours without a stop. The power pack is the preferred choice for heavy duty tasks, as it can handle even the most demanding tools and jobs. The dual flow is perfect when you want to run two tools simultaneously, for instance an 18" saw and a breaker off two 30 l.p.m. pump outlets.

HYCON powerpacks are designed for professional users who expect maximum operating time, low service cost and durability. Professional users expect machines to work when they need them. The concept of HYCON powerpacks is to offer high performance, compact, low weight packs and with a minimum of wearing parts. The heart of HYCON packs is the ring cooler that enables us to design a pack where all moving parts are mounted directly on the engine shaft. This way the pump achieves 100% alignment which ensures the low wearing cost and the long lifetime of our packs. Our ring cooler secures optimum cooling in all conditions and does not get clogged up by dirt etc and can be cleaned by high pressure washers. Also all coupling parts are protected inside a housing ensuring maximum lifetime. **A HYCON powerpack you can rely on.**

**SPECIFICATIONS**

Model No.	Starter	Fuel Type	Power		Output & Flow		Pressure Max	Weight
	Engine Brand		(kW)	HP	Dual Ports	L/pm	(bar)	(kg)
<b>HPP13D</b>	Manual/Recoil & Electric	Diesel	8.2	11	1	20-30	140	114
	Lombardini					Adjustable		
<b>HPP26DMULTIFLEX</b>	Electric	Diesel	17.9	26	2	15-60	170	230

## LOW PRESSURE HOSES, COUPLERS AND ACCESSORIES

### FEATURES

The NRP Jones B098 3m twinline non-conductive hose assemblies are specifically manufactured for use with hydraulic tools, including hydraulic impact wrenches, hydraulic chainsaws, low-pressure hydraulic compression tools, hydraulic tampers, hydraulic breakers etc.

These hose assemblies are extremely flexible and will not kink like thermoplastic hoses can. NRP Jones B098 hose assemblies meet or exceed SAE100-R7 standards in relation to impulse testing, static burst pressure and electrical conductivity. Available fitted with male & female flush face hydraulic couplings on both ends of the twinline hose assembly.

Model No.	B098	B098/FF
Length (m) *	3	
Hose ID (mm)	10	
Hose OD (mm)	19	
Rated WP (Bar)	155	
Min Burst (Bar)	620	
Min Bend Radius (mm)	125	
Temp Range (°C)	-40c TO +93c	
Tube	Oil Resistant Nitrile	
Reinforcement	Non-Conductive Textile Braid	
Cover	Orange Oil, Abrasion & Weather Resistant NBR/PVC	
Test Results	75,000 V per 300mm for 3min	
Wt (kg)	2.05	2.65
End Connections	3/8" NPT Male Both Ends	Flush Face Couplings – Male & Female Each End (Male # FF372-6FP & Female # FF371-6FP)

\* OTHER LENGTHS SPECIALLY MADE TO ORDER



## TWIN LINE BRAIDED HYDRAULIC HOSE WITH STEEL BRAIDING - CONDUCTIVE

Hose construction has an inner tube of oil resistant Nitrile or Neoprene synthetic rubber, a single braid of high tensile steel wire reinforcement and an oil and weather resistant, black, Neoprene or PKR synthetic rubber, MSHA accepted, cover. Application and temperature range is for petroleum based hydraulic fluids and lubricating oils within a temperature range of -40°C to 125°C (Hose to standard SAE 100R1, Type AT). Supplied with Flush Face Couplings, Male & Female Each End (Male # FF372-6FP & Female # FF371-6FP).

Model No.	Length (m)*
421-802-B12NM/FF	2
421-803-B12NM/FF	3
421-805-B12NM/FF	5
421-806-B12NM/FF	6
421-810-B12NM/FF	10
421-815-B12NM/FF	15
421-820-B12NM/FF	20
421-825-B12NM/FF	25
421-830-B12NM/FF	30



Hose has 1/2" NPT fittings and supplied with flush face couplings.  
\* Other lengths made to order.



## STORAGE BAG FOR HOSE

Model No.	Description	Colour	Dimensions (mm)
2630	Hose Storage Bag (Keeps hose safe from damage and UV exposure)	Yellow	432 x 470 x 89

Suitable for B098 3 metre hose







## LOW PRESSURE HYDRAULIC FLOW CONTROL VALVES (MADE IN USA)

### MODEL NO. 49550

#### FEATURES

- Operates off other equipment's hydraulic accessory circuit - no need for a separate power unit
- Accepts up to 113Lpm for running off most Bobcats, tractors and loaders
- Variable flow adjustment allows precise flow control for tool operation
- Integral pressure relief valve helps protect hydraulic equipment and tools
- All-aluminium body design is lightweight and provides better heat dissipation
- Low profile, compact unit is unobtrusive and easy to install
- All tool ports have O-Ring Boss and accept industry standard hoses and couplers



#### SPECIFICATIONS

Model No	Input Flow Range	Couplers	Dimensions (mm)	Temperature Range (°C)	Wt (kg)
<b>49550</b>	113Lpm @ 207bar	Flush Face	128 x 223 x 171 H x L x W	-34 to 60	3.8

Maximum Output Flow to Tool 38lpm @ 148bar Max Pressure





# RAIL CATALOGUE

- Drills, Saws & Impact Wrenches
- Rail Material Handling
- Welding, Grinding & Bending
- Trolleys
- Hand Tools
- Derails, Rerailers & Track Safety
- Test, Measurement & Dynamometers
- Track Jacks & Wagon Stabilisers
- Electrical, Winches, Stringing & Cable Laying
- Safety Lighting & Flags



[www.specialisedforce.com.au](http://www.specialisedforce.com.au)



**CONTACT SPECIALISED FORCE FOR YOUR HARD COPY**



[www.specialisedforce.com.au](http://www.specialisedforce.com.au)

## MODEL No. REC-P1(CC) REMOTE BATTERY HYDRAULIC PUMP



The REC-P1(CC) kit has a battery powered hydraulic pump (700Bar) with hard wired remote control switch, batteries (2 x Li-Ion) and charger (12/24VDC). A quiet and powerful pump unit, the 28.8VDC motor provides an intermittent duty hydraulic power source to a remote head up to 60 ton capacity.

The remote control permits operator to advance, retract and stop the piston at any desired position. With a 1L reservoir tank it is capable of operating a 60 ton compression head.

Two batteries must be inserted into the cartridge slots of the pump because they are connected in series to activate 28.8V DC motor

**NOTE:** Two BP-84LI battery packs are required to power this pump.  
Hoses sold separately



Motor (VDC)		28.8
Oil delivery	Low Pressure (L/min)	1.8
	High Pressure (L/min)	0.3
Reservoir volume (L)		1
Oil pressure (Bar)		700
Size LxHxW (mm)		250x380x175
Weight (kg)		14.0 (less battery)

# REC-P1(CC) Kit Contents	Description	Qty
<b>REC-P1</b>	Pump & Remote Switch	1
<b>BP-84LI</b>	Battery Li-Ion 4.0AH	2
<b>CH-120</b>	Charging Base , 230VAC Charge Lead & 12/24VDC Charge Lead	1

**Refer page 14 for Battery and  
Charger Details**



## MODEL No. CP700EC & CP700EC(BB) HIGH PRESSURE REMOTE BATTERY PUMP (MADE IN GERMANY)

*intercable*



CP700EC (Shown)

### Model No. CP700EC

- 1 x Battery Pump with CEJN Female 115 Series Coupling & Dust Cap
- 1 x Remote Control (1.5m Long)
- 1 x **RA11** Lithium-Ion Milwaukee® Battery 4.0Ah
- 1 x 230VAC Charger
- 1 x Shoulder Strap
- 1 x Bag

### Model No. CP700EC(BB)

- 1 x Battery Pump with CEJN Female 115 Series Coupling & Dust Cap
- 1 x Remote Control (1.5m L)
- 2 x RA11 Lithium-Ion Milwaukee® Batteries 4.0Ah
- 1 x 230VAC Charger
- 1 x Shoulder Strap
- 1 x Bag

## SPECIFICATIONS

Tank Capacity (mL)	800
Usable Oil (mL)	750
Operating Pressure	700
Power (W)	200 Max
Battery Voltage	18.0VDC
Battery Capacity	4.0Ah
Battery Charge Time (min)	60
Battery Life (# of Charges)	1,000 (Approx)
Temperature Range	-20/+55°C Continuous Operation
Protection Rating	IP43
Measurements (mm)	205 x 290 x 190
Weight (kg)	5.2 with Battery

## ACCESSORIES & SPARES

Model No.	Description
NG3	Adaptor to Operate Pump off Mains Power 230VAC (Accessory)
FS02	Switch, Foot Operated for <b>CP700-EC</b> (Accessory)
SCH1.5	Hose, Non-Conductive CEJN M&F Couplings & Dust Caps 1.5m Long (Accessory)
HPS-0602BB-CCN	2m Standard HP Hose with Male & Female Cejn Couplings (Accessory)
RA11	Battery, Lithium-Ion 18V 4.0Ah (Spare)
LG8	Charger, 230VAC for <b>RA11</b> (Spare)
CP-F	Control, Remote Corded for <b>CP700-EC</b> (Spare)
CP-USB	Cable, USB for <b>CP700-EC</b> (Spare)
TTCP01	Bag, Carry for <b>CP700-EC</b> units and accessories (Spare)
TG3	Strap, Shoulder for <b>CP700-EC</b> (Spare)

## DETAILS

- Adjustable Retraction Mode to increase battery life
- Light, compact and robust structure
- Ergonomic design for right or left hand operation
- Remote control lead (1.5m)
- Possibility to carry the special transportation bag with additional (optional) pockets, by a shoulder strap or attached to a belt (optional)
- Possibility to attach the remote control unit to the apparatus, belt or shoulder strap with a clamp support, on buttons (Ø 18.7mm) or with a magnet on flat and rounded surfaces
- Fitted with Cejn 115 Series female high-flow snap coupler
- Anti-scratch and shock resistant display protection
- Rapid return of apparatus, thanks to high return capacity
- Electronic sensor pressure control
- High yield Lithium-Ion battery 4.0Ah
- Powerful (700Bar - LP=1.5L/min & HP=0.1L/min)
- Rapid return of connected tool or cylinder
- Automatic energy saving mode after 5 minutes





## BATTERY HYDRAULIC PUMP

### MODEL NO. BP114 & BP150

Battery powered 700 or 850 Bar battery hydraulic pump suitable for all single-acting high pressure tools including cutters, crimpers, punches, benders, pullers, presses, nut splitters etc.

**NOTE: BP150 is also suitable for double-acting tools including hydraulic torque wrenches.**

### FEATURES

**INTERNALLY FITTED 6.3Ah LONG LIFE BATTERY**  
High capacity lithium-ion 67VDC - sufficient power for a full working day.

**EXTERNAL CHARGER** - 230 Volt - Plug In Type

**VARIABLE OUTPUT** - Pump output pressure set at 700 Bar but unit can be preset to suit customer requirements to a maximum of 850 Bar.

**TWO REMOTE PENDANTS SUPPLIED WITH PUMP**  
Hard-Wired Plug-In Type & Bluetooth Remote Type.

**FAST CHARGE** - Battery will charge to 80% of full capacity during a lunch break.

**DURABLE DESIGN** - Rugged and heavy duty plastic housing with carry handle. Hydraulic coupling/control buttons/plug connectors well protected.

**BATTERY SAVER** - Energy saving mode switches the pump off 10 minutes after last cycle.

**PRESSURE INDICATOR** - Digital Gauge

### TECHNICAL FEATURES

#### BP114 - DUAL FUNCTION SWITCH (DUMP OR HOLD)

##### POSITION 1 - DUMP

When remote switch is pressed pump starts, cylinder advances and pump builds up line pressure to 700 Bar (or pre-set output), pressure switch turns pump off, cylinder automatically retracts. Pump can be stopped and cylinder retracts automatically at any time.

##### POSITION 2 - HOLD

When remote switch is pressed pump starts and cylinder advances, release remote switch and pump stops with pressure held. Cylinder can be retracted at any time by two quick presses of the remote button. Automatic pressure release after cut or punch is complete (in order to protect dies if punching and to save energy). Pressure switch activates at all times when 700 Bar is reached.

#### BP150 - MODES (The mode is switched by pressing the potentiometer)

- Mode 1: Single acting cylinders with end of stroke detection ON.
- Mode 2: Double acting cylinders with end of stroke detection ON.
- Mode 3: Torque wrench mode (automatic). Adjustment of maximum pressure through potentiometer D.
- Mode 4: Single acting cylinders with end of stroke detection OFF.
- Mode 5: Double acting cylinders with end of stroke detection OFF.

**DURAPAC**



**THE BP114 IS THE IDEAL  
PUMP FOR SAFETY  
CUTTING (CABLE SPIKING)  
OF LIVE CABLES TO PROVE  
DEAD DUE TO PUMP SPEED  
AND BLUETOOTH REMOTE**

**FASTEST BATTERY PUMP ON THE MARKET**

## BATTERY HYDRAULIC PUMP

### ORDERING INFORMATION

Model No.	BP114	BP150
Dimensions (mm)	250 H x 185 W x 250 L	
Weight (kg)	8.4	9.0
Oil Flow (L/min)	0.8 to 1.0	2.0
	Variable Flow vs Pressure	
Motor Peak Power (Watts)	1,400	4,000
Useable Oil (L)	1.2	

### SUPPLIED AS STANDARD WITH PUMP

- 230 VAC plug in charger (with leads)
- Remote hand pendant 2.5 metre, Bluetooth remote
- Operating instructions
- Fitted with CEJN (10-116-1219) flush face coupling with aluminium dust cap (10-115-4100) + 10-115-6272 nipple with 10-115-4101 dust cap

# DURAPAC



**BLUETOOTH REMOTE**  
**MODEL NO. BP1141**  
**WEIGHT: 38 GRAMS**



**CHARGER**  
**MODEL NO. BP1143**  
**WEIGHT: 1.06KG**



**REMOTE HAND**  
**MODEL NO. BP1142**  
**WEIGHT: 200 GRAMS**

### OPTIONAL ACCESSORIES

- Carry bag Fatmax for pump, hose and small tool, **Model No. 1.93.952**
- Hydraulic hose 3m orange non-conductive, **Model No. 2022N-03-B38NM-CCN**
- Hydraulic hose 6m orange non-conductive, **Model No. 2022N-06-B38NM-CCN**



**MODEL NO.**  
**1.93.952**

Carry Bag



**NON- CONDUCTIVE HOSE**  
**MODEL NO. 2022N-03-B38NM-CCN**



**CONDUCTIVE RED HOSE**  
**MODEL NO. HPS0603BR-CCN**

**MODEL NO. 2022N-03-B38NM-CCN**  
**MODEL NO. 2022N-06-B38NM-CCN**

Hydraulic Hose 3m or 6m,  
non-conductive with couplings



## HIGH PRESSURE PUMPS (MADE IN JAPAN)

**RIKEN**



Roll Frames available upon request

**SMP-40AR-67B**  
Pictured

Footswitch Sold Separately **SF1**

### SMP-30 & SMP-40

The Riken SMP-30 and SMP-40 electric hydraulic pumps have a magnet motor which greatly reduces noise compared with conventional motor types (Max 70dBa).

The "AR" models have an external adjustable pressure switch with automatic return function. They include a standard 3m remote hand pendant, operated through the low voltage step down transformer for added safety. The "dead-man" feature stops the pump when the switch is released on the remote hand pendant. Optional foot switch is also available Model No. **SF1**. Load holding is possible by fitting optional Model No. **SCH-13B** check valve with by-pass. Stainless steel roll cage to suit SMP series Model No. **P03SMP3/4**.

### SPECIFICATIONS

Model No.	SMP-30AR-329C	SMP-40AR-67B
<b>Included</b>	3 Metres Hand Pendant Control	
<b>Electric Magnet Motor 50Hz</b>	230VAC	
<b>Insulation Type</b>	Class E Closed Type	
<b>Voltage (V)</b>	230	230
<b>Rated Output (KW)</b>	0.25	0.45
<b>Max Current @ 5min (Amps)</b>	3.5	5.2
<b>Hydraulic Pump</b>		
<b>Max Working Pressure (Bar)</b>		
<b>1st Stage</b>	15	15
<b>2nd Stage</b>	700	700
<b>Output (L/min)</b>		
<b>1st Stage</b>	2.0	3.0
<b>2nd Stage</b>	0.2	0.4
<b>Reservoir Capacity (L) ^</b>	2	2
<b>Usable Oil (L)*</b>	1.8	1.8
<b>Weight</b>	14.5	15.0

\*Supplied with oil

^Larger oil reservoirs available for SMP models (4L, 6L & 10L)

These pumps are ideal for use with remote hydraulic single acting tools. Including cable cutters and crimpers, as well as punching, bending and cutting tools used in busbar fabrication and switchboard building.

**DAIA**



Footswitch Sold Separately **SFVA-1-2**



### DSP-120

The DSP-120 is a solenoid switched valve operated switched pump.

It features an advance pressure/hold/retract operation and has a hand pendant control operated through a 24VDC step down transformer. Unique "inching" function.

Fitted with 700 Bar Relief Valve.

### SPECIFICATIONS

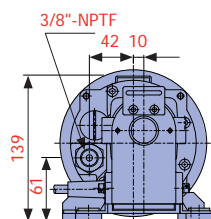
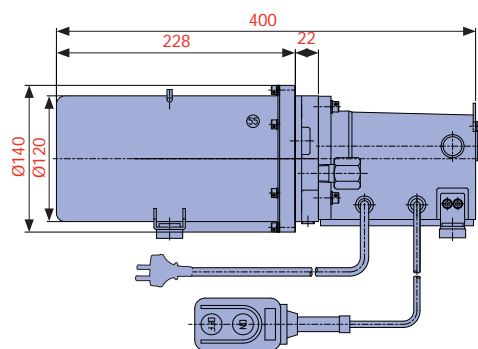
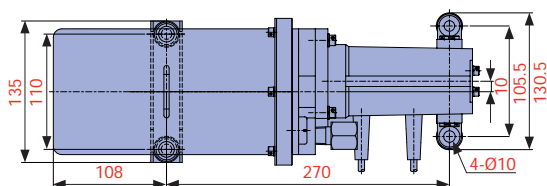
Model No.	DSP-120
<b>Included</b>	2 Metres Hand Pendant Control
<b>Output Pressure/Flow</b>	0-3.5Bar 2.0 L/min 3.5-700Bar 0.17L/min
<b>Reservoir Capacity</b>	1.2L
<b>Weight (kg)</b>	7.5kg
<b>Dimensions (mm)</b>	265L x 145W x 275H
<b>Voltage</b>	230VAC @ 50Hz
<b>Accessories</b>	Foot Switch # <b>SFVA-1-2</b>
<b>Notes</b>	Hose Sold Separately



## SPE SERIES ELECTRIC HYDRAULIC PUMPS (SINGLE ACTING, AUTOMATIC 2 SPEED)



These DURAPAC powerful electric, hydraulic pumps are lightweight, cost effective and have a number of valve and pump functionality options to ensure that there is a suitable pump for every application. Having low amperage draw motors they are ideal for field use or indoors. The steel oil reservoir has an internal bladder which allows the pump to be used at any angle. Other manual and solenoid options available upon request. Remote pendant operated through low voltage step down transformer for safety.



# DURAPAC

Model No.	SPES3502AR	
Model Series	35 Series	
Valve Type	Internal "Pop-Off" Valve, Auto Retract Type	
Cylinder Pump Function	Advance when ON switch is pressed and the motor starts. Pop Off relief valve will indicate full pressure. Auto retract when ON switch is released	
Usable Oil (L/cc)	1.6 / 1600	
Pressure Stage	1st (10Bar)	2nd (700Bar)
Flow (Lpm)	2	0.2
Motor Type (230VAC 50)	Commutator	
Pressure Rating (bar)	700	
Motor kW @ 2,000 rpm	0.35	
Voltage (VAC)	230	
Amps	4.5	
Control Switch	Remote ON/OFF	
Remote Pendant Control Length (m)	2.5	
Size (mm) LxWxH	400 x 140 x 140	
Weight (kg)	8.4	




## HIGH PRESSURE DIESEL PUMP

THE PD-SERIES DIESEL DRIVEN SINGLE SPEED RADIAL PISTON POWER UNITS ARE SUITABLE FOR heavy duty APPLICATIONS IN THE FIELD and can deliver a minimum flow of 2.5 Lpm at 700 bar pressure.

It has a 50 L usable oil capacity coupled with the reliability of a 3.4kW Hatz® diesel motor. The transport system is easy to handle and incorporates an engine control dash board. PDS models have a remote control pendant (on a 4M lead) for actuation of solenoid valves. All power units have an externally adjustable pressure relief valve and offer a range of directional control valve options to operate single and double acting cylinders and tools. An optional sub-plate style pilot check valve is also available.

**DURAPAC**



**12 V BATTERY**  
with isolation switch

**5 LITRE FUEL TANK**

with filter

**RECOIL START**

for manual backup

**THROTTLE CONTROL LEVER**

for manual adjustment

**FUEL & OIL FILTER**

accessible for ease of service

**AIR COOLED DIESEL ENGINE**

3.4 kW with variable speed control

**CONTROL PANEL**

12V electric start/stop

**PRESSURE GAUGE**

63mm panel mounted  
0-1000 bar

**SHUTDOWN PROTECTION**

on high temperature  
and low oil pressure

**SIDE EXIT EXHAUST SILENCER**

with mesh guard

**DIRECTIONAL CONTROL VALVES**



available in manual or solenoid versions to suit single and double acting cylinders



Model Number	Motor Type	kW	rpm	Flow Rate (Lpm) @ 700 bar	Maximum Pressure Rating (bar)	Remote Pendant Function 4 M Lead	Valve Type (3/8"-NPTF Ports) Sol. = Solenoid Man. = Manual	Usable Oil Capacity (L)	Approx. Dry Weight (kg)	Approx. Dimensions (mm)
<b>PDM3053</b>	Diesel	3.4	2,200	2.5	700	N/A	3w/3p Man.	50	190	450 W x 750 L x 650 H
<b>PDM3054</b>	Diesel	3.4	2,200	2.5	700	N/A	4w/3p Man.	50	190	450 W x 750 L x 650 H
<b>PDS3053</b>	Diesel	3.4	2,200	2.5	700	Solenoid ADV / HOLD	3w/3p Sol.	50	190	450 W x 750 L x 650 H
<b>PDS3054</b>	Diesel	3.4	2,200	2.5	700	/ RETRACT	4w/3p Sol.	50	190	450 W x 750 L x 650 H



## HPE SERIES HIGH PRESSURE PETROL PUMPS

Image		
		
Model No.	HPE-160R	HPE-160M
Description	The HPE-160 is a double acting engine driven hydraulic pump suitable for double acting Hydraulic Presses for construction and maintenance of transmission line use.	The HPE-160M is a manual controlled engine driven hydraulic pump suitable for single and double acting Hydraulic Presses for construction and maintenance of transmission line use.
Output	Double Acting	Double Acting
Hydraulic Pressure	68.5 Mpa	68.5 Mpa
Reservoir Capacity	10L	10L
Oil Flow at Low Pressure	7.5L/min	7.5L/min
Oil Flow at High Pressure	1.2L/min	1.2L/min
Operation By	Wired Remote Control	Manual
Weight	61kg	61kg
Size (LxHxW)	665 x 405 x 445 (mm)	675 x 405 x 475 (mm)
Length of Remote Control Cable	3m	N/A
Engine	Honda Gx160	Honda Gx160
Engine Spec	4 cycle	4 cycle
Engine Capacity	163cc	163cc
Maximum Engine Output	3.2kw (2.8ps) / 3600pm	3.2kw (2.8ps) / 3600pm

## PPM2014 HYDRAULIC HIGH PRESSURE PETROL PUMP

**DURAPAC**

This powerful 4 stroke high pressure hydraulic pump is equipped with a protection cage that makes it easier to move and lift, protecting it in construction sites. With a large 10 litre aluminium reservoir it is capable of use with a wide range of equipment. Reduced maintenance and designed to last.

### FEATURES

- Powerful Honda GXV 2.6 KW 4 stroke petrol engine
- Aluminium 10 litre oil reservoir
- Rugged tubular protection cage
- 4 way 3 position double acting manual directional valve with internal check valve
- Fast 4.5 litre minute first stage oil flow and 1.8 litre minute at 700 bar (10,000PSI)







Model No	Motor Type/ Brand	Hyd Pressure (bar)	Hyd Reservoir Capacity (L)	Motor Fuel	Motor Power (kW/HP)	RPM	Dimension Outside Frame (mm) (WxDxH)	Weight inc Oil & Frame (kg)
PPM2014	4-Stroke / Honda	700 (10,000psi)	10	Petrol	2.6 / 3.5	3,000	470X372X630	47



## SUBMERSIBLE PUMPS (MADE IN USA)









Compact Submersible Pump	Submersible Water Pump	Submersible Trash Pump	Submersible Trash Pump
			
<b>Model No. 42191/FF</b>	<b>Model No. 42190/FF</b>	<b>Model No. 49334/FF</b>	<b>Model No. 42192/FF</b>
<ul style="list-style-type: none"> <li>Self-priming, compact, lightweight design with carrying handle.</li> <li>High impact strainer housing.</li> <li>Up to 1,041 lpm.</li> <li>Can draw water down to depth of 45 mm.</li> <li>Can run dry without damage.</li> </ul>	<ul style="list-style-type: none"> <li>High impact strainer housing with carrying handle.</li> <li>Self-priming.</li> <li>Up to 1,514 lpm.</li> <li>Can be run dry without damage.</li> <li>Can draw water down to depth of 51 mm.</li> </ul>	<ul style="list-style-type: none"> <li>Compact, under 300 mm diameter to easily fit into small areas.</li> <li>Self-priming submersible pump can be placed and operated quickly.</li> <li>Passes up to 76 mm solids minimising pump blockage from debris.</li> <li>Can be run dry without damage for longer working life.</li> <li>Carry handle with lifting eye makes it easy to transport, move, lift, and lower.</li> <li>Locking coupler for discharge hose included.</li> <li>Can draw water down to depth of 70 mm.</li> </ul>	<ul style="list-style-type: none"> <li>No clog, self-priming, abrasion resistant impeller pump.</li> <li>Up to 3,407 lpm.</li> <li>Replaceable wear plates, carry handle and can be run dry without damage.</li> <li>101.6 mm NPT discharge – will pass 76 mm solids.</li> <li>Locking coupler for discharge hose included.</li> <li>Can draw water down to depth of 83 mm.</li> </ul>

Refer to accessories (below) for hoses and couplings

## SPECIFICATIONS

Style	Compact	Water	Trash	Trash
Model No.	42191/FF	42190/FF	49334/FF	42192/FF
Included Accessories	Flush Face Couplers	Flush Face Couplers	Flush Face Couplers	Flush Face Couplers
System	Open- and Closed-Centre	Open- and Closed-Centre	Open- and Closed-Centre	Open- and Closed-Centre
Capacity	Up to 1,041 lpm at 3m head height	Up to 1,514 lpm at 4.5m head height	Up to 1,893 lpm at 4.5m head height	Up to 3,407 lpm at 3m head height
Intake Port (mm)	49	38	80	102
Discharge Port (mm)	2" NPT Female	2 1/2" NPT Female	3" NPT Female	4" NPTM
Strainer	67x43mm – 9.5mm Openings	178x64	-	-
Weight (kg)	4.0	10.6	11.7	26.7
Height (mm)	318mm Over Handle	406 Over Handle	360 Over Handle	400
Width (mm)	190 Diameter	305 Diameter	301 Diameter	368 Diameter
Flow Range (lpm)	19-30	15-30	26.5-37.9	19-34
Operating Pressure (Bar)	0-138	0-138	0-138	0-138
Pressure Port Thread	9/16-18 SAE O-Ring	1/2" Male NPTF	1/2" Male NPTF	1/2" Male NPTF
Return Port Thread	3/4-16 SAE O-Ring	1/2" Male NPTF	1/2" Male NPTF	1/2" Male NPTF

## ACCESSORIES

Picture						
Model No.	<b>41220</b>	<b>42104</b>	<b>41219</b>	<b>42105</b>	<b>49499</b>	<b>41189</b>
Suits	42191/FF	42191/FF	42190/FF	42190/FF	49334/FF	42192/FF
Description	Discharge Hose Assembly 51mm (2") x 7.62m	Cam-Lock Coupling for Discharge Hose 51mm	Discharge Hose Assembly 63.5mm x 7.62m	Cam-Lock Coupling for Discharge Hose 63.5mm	Discharge Hose Assembly 76mm x 7.62m	Discharge Hose Assembly 102mm x 7.62m

## HOSE - HIGH PRESSURE




SPECIALISED FORCE OFFER A WIDE RANGE AND LENGTHS OF HIGH & LOW PRESSURE HYDRAULIC HOSE

Please contact your nearest Specialised Force Branch for further information

Model No.	Brand	Type	Size-ID (mm)	OD (mm)	Working Pressure (Bar)	Minimum Burst (Bar)	Temp Range	Weight
HPS-06R	Durapac	RED	6.6	12.7	700	2,800	-40 to 100°C	180g/m
HPS-06B	Durapac	BLACK	6.6	12.7	700	2,800	-40 to 100°C	180g/m
HPS-06T	Durapac Twin	RED & BLACK	6.6	12.7	700	2,800	-40 to 100°C	180g/m
Non Conductive "Tested To 75,000 Volts Per 300mm"								
2022N-03-B38NM-CCN*	Parker 3m	ORANGE	6.0	15.0	700	2,800	-40 to 100°C	160g/m
2022N-06-B38NM-CCN*	Parker 6m	ORANGE	6.0	15.0	700	2,800	-40 to 100°C	160g/m
B098	NRP Twin	ORANGE	10.0	19.0	155	620	-40 to 93°C	600g/m

\* Fitted with CEJN couplings & dust caps (10-116-1429 & 10-115-6404)

## "PARKER" HIGH PRESSURE COUPLINGS - 700 BAR W.P.

Thread		Screw Type Coupler	
		Female	Male
3/8 NPT M in 3050-3			3010-3
3/8 NPT F in 3010-3			
DUST CAP TO SUIT SCREW TYPE COUPLERS		3005-3	3009-3

Thread		Flush-Face Coupler	
Thread	Thread Type	Female	Male (Nipple)
3/8 NPT	FEMALE	 10-116-1429	 10-115-6404

Refer page 113 for additional couplings

## "CEJN" HIGH PRESSURE COUPLINGS

### A one-hand-to-connect, non-drip coupling with built-in safety function



The one-hand-to-connect Flat-Face couplings have been developed to reliably meet the rigorous demands of high pressure hydraulic applications. Engineered to exacting tolerances, using the most durable materials, CEJN high pressure couplings hold up where other couplings fail.

### FEATURES

#### One-hand-to-connect

The nipple is pushed into the coupling and is locked automatically. The locking sleeve does not need to be manually positioned.

#### Unique automatic safety function eliminates accidental disconnection

Turn the locking sleeve 30° and then pull backwards to release. The Flat-Face design ensures non-drip.

**Maximum Working Pressure 800Bar**



Thread	Thread Type	Flush-Face Coupler	
		Female Part Number	Male (Nipple) Part Number
1/4 BSPP	FEMALE PARALLEL	 <b>10-116-1219</b>	 <b>10-115-6202</b>
1/4 NPT	FEMALE	 <b>10-116-1419</b>	 <b>10-115-6402</b>
3/8 NPT	FEMALE	 <b>10-116-1429</b>	 <b>10-115-6404</b>
1/4 BSPP	MALE PARALLEL	 <b>10-116-1269**</b>	 <b>10-115-6212**</b>
3/8 BSPT	MALE TAPERED	 <b>10-116-1279</b>	 <b>10-115-6154</b>
3/8 NPT	MALE	 <b>10-116-1479</b>	 <b>10-115-6454</b>
1/4 NPT	MALE	 <b>10-116-1469</b>	 <b>10-115-6452</b>

Aluminium Dust Caps		
<b>10-115-4101</b>	<b>10-115-4102</b>	<b>10-115-4100</b>
SUITS ALL THE ABOVE NIPPLES	SUITS ALL THE ABOVE NIPPLES WITH PRESSURE ELIMINATOR	SUITS ALL THE ABOVE COUPLERS

\*\*NOTE: USE WITH **19-950-0083** RUBBER/METAL SEAL

## 2022N HIGH PRESSURE NON-CONDUCTIVE HOSE

2022N High Pressure Non-Conductive Hydraulic hose assemblies are used in many applications where non-conductivity of hoses is required, including live power line work and cable spiking. We can supply 2022N high pressure hydraulic hose assemblies in any length required. Hose assemblies are supplied with 3/8" NPT male ends and can be fitted with any style of couplings required. 2022N hose is supplied with an orange outer jacket cover for easy identification. Hydraulic pressure test certificates can be supplied at extra cost if required. Meets or exceeds SAE J517 for less than 50 micro-amps of leakage under 75,000 volts per 300mm.

Series	Jacket Colour	Min. ID (mm)	Max. OD (mm)	Max. Work Pressure (MPa)	Min. Burst Pressure (MPa)	Min. Bend Radius (mm)	Weight (kg/mm)
2022N	Orange	6.0	15.0	69.0	275.9	64	0.16



**Refer Page 112 and Above for Couplings**







**SPECIALISED FORCE**  
HYDRAULIC TOOLS &  
ELECTRICAL CONTRACTORS EQUIPMENT PTY. LTD.

## **Winches**



**[www.specialisedforce.com.au](http://www.specialisedforce.com.au)**





## D. WINCHES

118–141

WINCH – CAPSTAN, PORTABLE – PORTABLE WINCH	118-121
PORTABLE CAPSTAN WINCH – SPECIFICATIONS – PORTABLE WINCH	122
PORTABLE WINCH – SPECIFICATIONS – PORTABLE WINCH	123
PORTABLE CAPSTAN WINCH – ACCESSORIES REFERENCE CHART – PORTABLE WINCH	124
PORTABLE CAPSTAN WINCH – ROPES & ROPE CASES/BAGS – PORTABLE WINCH	125
PORTABLE CAPSTAN WINCH – PULLEYS & SPARE PARTS – PORTABLE WINCH	126
PORTABLE CAPSTAN WINCH – ACCESSORIES – PORTABLE WINCH	127-128
PORTABLE CAPSTAN WINCH - KITS	129
WINCH – MECHANICAL ADVANTAGE – PORTABLE WINCH	130
WINCH – DUAL CAPSTAN, PETROL/DIESEL – GOODWINCH	131-132
WINCH – PULLER ELECTRIC – GREENLEE	133-134
PUSHER/FEEDER – CABLE – GREENLEE	135
WINCH – CAPSTAN, HYDRAULIC – BLOOM	136-137
CABLE HANDLING MACHINERY – OMAC	138-139
HOIST – TIRFOR – TRACTEL	140
WINCH – TIRFOR HYDRAULIC – TRACTEL	141



## PORTABLE CAPSTAN WINCHES

Portable Winch Co. offers portable tools for lifting and pulling loads. All of their products are designed to perform complex or strenuous tasks in a simple manner. Their wide product range is used around the world in diverse applications such as farming, forestry, hunting, construction, telecommunication and infrastructure. Portable Winch design winches incorporating exclusive features and technology enabling great autonomy while being inherently safe to use. Therefore they are portable, compact, simple and easy to use.




## SECTORS AND APPLICATIONS

- Telecommunication infrastructures, towers and antennae
- Power utility infrastructures, pylons, poles and transmission lines
- Lifting transformers and isolators
- Fibre optic installation and cable pulling
- Search and rescue operations
- Agriculture and forestry
- Construction
- Mining, oil & gas
- Railway cable pulling
- Marine applications, such as pulling nets, boats or docks
- Scientific research
- Adventure and exploration

## ADVANTAGES

- Light
- Powerful
- Portable
- Reliable
- Durable
- Rugged
- Tireless
- Simple
- Safe
- Compact
- Constant
- Quickly Attach
- Unlimited Length of Rope
- Smart



## PORTABLE WINCH UNIQUE FEATURES

LIGHT AND PORTABLE	One can carry it where it is needed
HIGH-PERFORMANCE	Constant pulling power and many variants of power and speeds depending on the engine and drum selected.
AUTONOMOUS	Since the winch is equipped with either petrol-powered engine, or LI-ION Battery, no external energy source is required.
RELIABLE	Reliable Honda petrol or battery operated engine will start, no matter what.
ENDURING	Highest quality components ensure continuous use and long life.
SIMPLE	Once the winch is anchored, you need only to wrap the rope around the drum and pull.
SAFE	The operator is never standing in the pulling axis.
UNLIMITED ROPE LENGTH	Thanks to the capstan principle, the rope does not accumulate on the drum but merely goes through.
SYNTHETIC ROPE	No more wire rope! Polyester ropes have low stretch properties and are very comfortable to work with.
QUICK ANCHORING	Anchor your winch to anything in a few seconds.







## PORTABLE WINCH PRODUCT STANDARDS – DECLARATION OF CONFORMITY

### WINCHES PCW-3000-LI-AIK, PCW4000, PCW5000, PCW3000, PCT1800, PCH1000, PCH2000

All winches are designed, manufactured and tested according to **European Standard EN 14492-1:2006 Power Driven Winches**. They also comply with **Machinery Directive 2006/42/CE** and associated standards and regulations. They also comply with **Australian Standard AS1418.2-1997: Serial hoists and winches and ISO standard 19472:2006 Forestry Winches**. All winches are designed under the guidelines of **ISO standard 12100:2010 Safety of machinery- General principles for design- Risk assessment and risk reduction**.

All electrical components are **CSA approved**.

Lifting winches **PCH1000** and **PCH2000** are designed, manufactured and tested according to **ASME Standard B30.7-2011 Winches (formerly titled Base-mounted drum hoists)**. Each winch is tested at the factory before shipping and test results are available upon request.

Lifting winches are classified as **M3** according to **ISO Standard 4301-1:2016 Crane and lifting appliance classification**.

### ROPES

All ropes are manufactured according to **EN ISO 10547:2009 Polyester Fibre Ropes- Double Braid Construction**. Ropes are marked according to **EN ISO 9554:2005 Fibre Ropes- General Specifications** with a printed tape between the core and cover indicating the appropriate ISO standard, material, quality and origin. They are also labelled according to ISO 9554 and include instructions for the proper use and inspection. Additional information, including test certificates from the manufacturer and detailed inspection criteria are available upon request.

### PULLEYS

Pulleys **PCA-1271, PCA-1272, PCA-1292** are designed, manufactured and tested according to **EN 12278:2007 Mountaineering Equipment- Pulleys- Safety Requirements and Test Methods**. They meet the requirements of **Personal Protective Equipment Directive 89/686/CE** and are certified by an independent body.







## PORTABLE CAPSTAN WINCH PCW4000

**Petrol Powered pulling winch with quick release automatic anti roll-back device.**

<b>Engine</b>	All Positions, 4-Stroke, Honda GX50
<b>Gearbox</b>	Aluminum alloy gearbox. Heat-treated 3-stage helical and spur gears. Shaft mounted on ball bearings. Oil bath lubrication
<b>Gear Ratio</b>	200:1
<b>Clutch</b>	Type: Centrifugal Operate With: Quick release automatic anti-roll-back device
<b>Brake</b>	Anti-reversing roller clutch bearing
<b>Dimensions (overall)</b>	42 cm x 30 cm x 28.5 cm
<b>Drum</b>	Ø 76 mm
<b>Rope Recommended</b>	Double braided polyester with low stretch PORTABLE WINCH CO. Length: Unlimited Min Diameter: 10 mm Max. Diameter: 12 mm
<b>Included</b>	Polyester sling 2 metres
<b>Weight</b>	12 kg
<b>Power</b>	1.4 kW



**POWERED by HONDA**



### PERFECT CONTROL WITH THE ANTI ROLLBACK MECHANISM

After nearly two years of work, Portable Winch Co. pulls off another master stroke in offering a winch that, while staying true to its predecessors by its power, its light weight and its reliability, stands out with a new feature that provides perfect control over the movement of a load : the quick release automatic anti rollback mechanism, also know as the ARM.

Also, since the PCW4000 is equipped with the Honda GX50 engine, a centrifugal clutch, a rope retention system and 1,000 kg of power in direct line, it becomes a formidable competitor on the market!



PORTABLE CAPSTAN WINCH - OVERVIEW



Model No.	Specifications	Model No.	Specifications
	Max Pull* (kg): 700 Max. Pulling Speed* (m/min): 10 Weight (kg): 9.5 Petrol Powered		Max Pull* (kg): 775 Rated Lift Capacity* (kg): 250 Max. Pulling Speed* (m/min): 12 Weight (kg): 19 Petrol Powered
PCW3000		PCH1000	
	Max Pull* (kg): 1000 Max. Pulling Speed* (m/min): 1 Speed: 8.1 2 Speed: 10 3 Speed: 11.6 Voltage: Battery: 82V 4AH Weight (kg): 9.5 Battery Powered		Max Pull* (kg): 1150 Rated Lift Capacity* (kg): 450 Max. Pulling Speed* (m/min): 20 Weight (kg): 34.5 Petrol Powered
PCW-3000-Li-AIK **		PCH2000	
	Max Pull* (kg): 1000 Max. Pulling Speed* (m/min): 12 Weight (kg): 16 Petrol Powered		Max Pull* (kg): 1000 Rated Lift Capacity* (kg): 250 Max. Pulling Speed* (m/min): 4.8 Voltage: 230/50 VAC / Hz Weight (kg): 16 Electric Powered
PCW5000		PCT1800-50HZ-P-230V	
	Max Pull* (kg): 500 Max. Pulling Speed* (m/min): 24 Weight (kg): 16 Petrol Powered		Max Pull* (kg): 1000 Max. Pulling Speed* (m/min): 13.4 Weight (kg): 12 Petrol Powered Special Features: - Fitted with 360° tilting engine - Fitted with quick release automatic anti-roll back device
PCW5000-HS		PCW4000	

\*Ratings based on use with standard size drum.

\*\*See page 129 for full kit option - PCW-3000-Li-AIK(B)



# PORTABLE CAPSTAN WINCH – SPECIFICATIONS



## PORTABLE CAPSTAN WINCH – SPECIFICATIONS

\* Battery: Briggs & Stratton 82V 4AH (See Page 128 for Battery & Charger)

Register your winch at [www.portablewinch.com](http://www.portablewinch.com) and get 1 EXTRA YEAR of warranty for FREE



Model No.	PCW4000	PCW3000	PCW-3000-Li-AIK	PCW5000	PCW5000-HS
Designed for Pulling	Yes				
Designed for Lifting	No				
Engine/Motor & Gear Box					
Engine/Motor	All positions, 4-Stroke, Honda GX50	Honda 4-stroke GX-35 cc (All Positions)	1.0kW Electric Engine*	Honda 4-stroke GXH-50 cc	
Gear Box and Gears	Aluminium alloy gear box. Heat treated 3 stag spur gears. Shafts mounted on ball bearings. Oil bath lubrication.				
Gear Ratio	200:1			110:1	53:1
Brake	Anti-reversing roller clutch bearing	Anti-reversing needle bearing			
Clutch	Centrifugal	No clutch – Direct Drive			
Drum turns with Engine Idling	Yes				
Work Cycle	Continuous		Battery Life: 70 min Approx.	Continuous	
Capstan Drums					
Installed	76mm			57mm	85mm
Optional	–			85mm	57mm
Performance					
Max. Pulling Force					
57mm Drum	–		–	1000 kg	500 kg
85mm Drum	–		–	700 kg	350 kg
76mm Drum	700 kg		1000 kg	–	–
Rated Lifting capacity					
57mm Drum	Not designed for lifting				
85mm Drum					
Max. Pulling Speed					
57mm Drum	–		–	12m/min	24m/min
85mm Drum	–		–	18m/min	36m/min
76mm Drum	10m/min		11.6m/min	–	–
Rope					
Rope Grabbing System	Yes	No			
Type	Low stretch double braided polyester – unlimited length – Eye splice and thimble mandatory for lifting applications				
Recommended Diameter	10mm			12mm	
Minimum Diameter	10mm				
Maximum Diameter	12mm				
Weight & Dimensions					
Weight (Dry)	12 kg	9.5 kg		16 kg	
Length	42	28.9cm	31.8cm	36.2cm	
Width	30	35cm	30.2cm	37.1cm	
Height	28.5	26.1cm	31cm	36.1cm	
Other					
Certification		CE			
Classification (ISO) Lifting	–				
Anchor					
Included	Polyester sling 60mm x 2m (PCA-1260)				
Optional	Full line of accessories				
Warranty					
Private Use	5 years				
Commercial Use	1 year				





**PORTABLE CAPSTAN WINCH – SPECIFICATIONS**




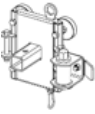














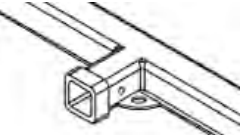







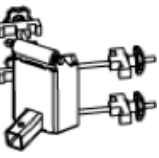









Model No.	PCH1000	PCH2000	PCT1800-50HZ-P-230V
Designed for Pulling	Yes		
Designed for Lifting	Yes		
Engine/Motor & Gear Box			
Engine/Motor	Honda 4-stroke GXH-50 cc	Honda GX-160 cc	AC Electric Baldor TEFC 230 VAC – 1ph – 3/4HP – 50HZ
Gear Box and Gears	Aluminium alloy gear box. Heat treated 3 stag spur gears. Shafts mounted on ball bearings. Oil bath lubrication.		
Gear Ratio	110:1	53:1	110:1
Brake	Anti-reversing needle bearing	Double one way bearing	Anti-reversing needle bearing
Clutch	Centrifugal		No clutch – Direct Drive
Drum turns with Engine Idling	No		No idle on electric motors
Work Cycle	Continuous		25% (15 min/hour to prevent motor overheating)
Capstan Drums			
Installed	57mm	108mm	85mm
Optional	85mm	–	57mm
Performance			
Max. Pulling Force			
57mm Drum	775 kg	Not available – use only with 108mm drum	1000 kg
85mm Drum	540 kg		820 kg
108mm Drum	–	1150kg	–
Rated Lifting Capacity			
57mm Drum	250 kg	Not available – use only with 108mm drum	250 kg
85mm Drum	175 kg		250 kg
108mm Drum	–	450kg	–
Max. Pulling Speed			
57mm Drum	12m/min	Not available – use only with 108mm drum	4.8m/min
85mm Drum	18m/min		7.2m/min
108mm Drum	–	20m/min	
Rope			
Rope Grabbing System	Yes – can be disabled		
Type	Low stretch double braided polyester – unlimited length – Eye splice and thimble mandatory for lifting applications		
Recommended diameter	12mm		
Minimum diameter	12mm		
Maximum diameter	13mm		
Weight & Dimensions			
Weight (dry)	19 kg	34.5 kg	27 kg
Length	50.5cm	45.8cm	55.6cm
Width	37.1cm	56cm	36.6cm
Height	36.1cm	35.6cm	36.6cm
Other			
Certification	CE		
Classification (ISO) Lifting	M3		
Anchor			
Included	Polyester sling 60mm x 2m (PCA-1260)		
Optional	Full line of accessories		
Warranty			
Private use	2 years		
Commercial use	1 year		
Bonus warranty	Register your winch at <a href="http://www.portablewinch.com">www.portablewinch.com</a> and get 1 EXTRA YEAR of warranty for FREE		

# PORTABLE CAPSTAN WINCH – ACCESSORIES REFERENCE CHART



## PORTABLE CAPSTAN WINCH – ACCESSORIES

ANCHORING ACCESSORIES REFERENCE CHART				USE		WINCH MODELS					
ANCHOR POINTS	ANCHOR ACCESSORIES			PULLING	LIFTING	PCW3000 PCW-3000-LI-AIK	PCW5000	PCW5000-HS	PCH1000	PCH2000	PCT1800
 Cylindrical (tree, pole, post, etc.)	PCA-1258, PCA-1259 or PCA-1260			●		●	●	●	●	●	●
	PCA-1269			●		●	●	●			
		+ PCA-1268 		●		●	●	●			
		+ PCA-2264 			●					●	
		+ PCA-1264 			●				●		●
		+ PCA-1332 								●	
	PCA-1263	+ PCA-2264 		●		●	●	●	●		●
 Vehicle	48mm to 59mm diameter 	PCA-1261 		●		●	●	●			
	 50mm diameter	PCA-1261 		●		●	●	●			
		+ PCA-1268 		●		●	●	●			
		+ PCA-2264 			●					●	
		+ PCA-1264 			●				●		●
		PCA-1266 		●		●	●	●	●		●
 Hitch for square tube of 50.8mm (2") opening		+ PCA-1268 		●		●	●	●			
		+ PCA-2264 			●					●	
		+ PCA-1264 			●				●		●
		+ PCA-1332 								●	
	PCA-1267 or PCA-1501	+ PCA-2264 		●		●	●	●	●		●
 Pylon (with 90° "V" shaped legs)		+ PCA-1268 		●		●	●	●			
		+ PCA-2264 			●					●	
		+ PCA-1264 			●				●		●
		+ PCA-1332 								●	
	PCA-1806	+ PCA-2264 		●		●	●	●	●		●
 Floor	PCA-1805 			●		●	●	●	●		●



## PORTABLE CAPSTAN WINCH – DOUBLE BRAIDED POLYESTER ROPES

PCA-1203M2ESC	PCA-1213M2ESC	PCA-1214M2ESC	PCA-1216M2ESC	PCA-1218M2ESC

Model No.	Rope OD (mm)	Length (m)	Minimum Breaking Strength (UTS) (kg)	Roll Dimensions (L x W x H) (cm)	Weight (kg)
PCA-1203M2ESC	10	100	2200	20 x 20 x 28.5	7
PCA-1213M2ESC	12	100	3300	50 x 50 x 20	11
PCA-1214M2ESC	12	150	3300	50 x 50 x 30	18
PCA-1216M2ESC	12	200	3300	50 x 50 x 35	22
PCA-1218M2ESC	12	300	3300	50 x 50 x 50	33

NOTE: All ropes include soft eye splices on each end. UTS = Ultimate Tensile Strength. Suggested safety factors (check local standards or guidelines): Pulling 3:1 / Lifting 5:1.

## CASES AND ROPE BAGS

PCA-0100	PCA-0102	PCA-0104	PCA-1630	PCA-0340	PCA-0350

Model No.	Description	Material	Length (cm)	Width (cm)	Height (cm)	Weight (kg)
PCA-0100	Purpose built transport case with moulded locations for the winch and accessories. Suits Models PCW5000 & PCW5000-HS.	High-Impact Plastic	64	55	38	6.65
PCA-0102	Purpose built transport case with moulded locations for the PCW3000. Fits moulded Backpack PCA-0104.	High-Impact Plastic	47	33	31	3.9
PCA-0104	Moulded Backpack for Transport Case PCA-0102 and Rope Bag PCA-0103 or XXL Extra Large Transport Bag PCA-0105	Polymer	52	46	10	1.4
PCA-1630	Waterproof and airtight case with removable casters and folding top handle for PCT1800 or PCH2000 winches and accessories.	Polymer	79	63	44	15.7
PCA-0340	Waterproof and airtight case with casters and retractable top handle for PCW5000, PCW5000-HS & PCH1000 winches and accessories.	Polymer	58	58	56	14.8
PCA-0350	Waterproof and airtight case with folding side handles ideal for PCT1800-50HZ-P-230V and also suitable for PCW-5000, PCW-5000-HS & PCH-1000 winches and accessories.	Polymer	59	56	44	11.3

PCA-0103	PCA-1255	PCA-1256	PCA-1257XL

Model No.	Feature	Material	Diameter (cm)	Height (cm)	Weight (kg)
PCA-0103	Rope Bag - For Backpack PCA-0104. Will store 50 metres of 10 mm rope.	Resistant Vinyl	N/A	36	0.4
PCA-1255	Rope Bag – Small - Two handles. Will store either 50 metres of 12 mm rope or 100 metres of 10 mm rope.	Durable Nylon	28	36	0.5
PCA-1256	Rope Bag – Medium - Will store either 100 metres of 12 mm rope or 200 metres of 10 mm rope.	Durable Nylon	30	64	0.9
PCA-1257XL	Rope Bag – Extra Large - Will store either 200 metres of 12 mm rope or 400 metres of 10 mm rope.	Durable Nylon with Hard Bottom	37	60	1.1





## PORTABLE CAPSTAN WINCH – PULLEYS



**PCA-1270**  
Open face corner block



**PCA-1271**  
Self-Blocking Pulley



**PCA-1272**  
Double Self-Blocking Pulley



**PCA-1273**  
Double Swing Side Pulley



**PCA-1274**  
Single Swing Side Pulley




**PCA-1275**  
Single Swing Side Pulley



**PCA-1292**  
Single Swing Side Pulley

Model No.	Feature	Material	WLL (kg)	Sheave Diam. (mm)	Length (cm)	Width (cm)	Height (cm)	Weight (kg)	Rope (mm) Min / Max	Cert.	Min Break Strength (kg)
PCA-1270	-	Steel	N/A	100	25	10	5.8	2.4	6 / 12	-	N/A
PCA-1271	Brake cam system allows the rope to go through freely in one direction and blocks it in the other direction.	Aluminium	N/A	62	23	10.5	8	0.7	10 / 12	CE	4079
PCA-1272	Two sheaves and a brake cam system - allow the rope to go through freely in one direction and block it in the other direction.		N/A	62	22	8.5	6.5	0.9	10 / 12	CE	4079
PCA-1273	Two lightweight 100 mm diameter deep groove aluminium sheaves.	Sides: Stainless steel.	4486	100	23	10.5	8	1.85	10 / 12	-	13775
PCA-1274	-	Sheave: Aluminium	2243	100	19.6	10.5	5.3	1.1	10 / 12	-	9185
PCA-1275	-	Aluminium	1632	76	15	8	3	0.6	10	-	6125
PCA-1292	-	Aluminium	N/A	63	13	9	4	0.3	6 / 12	CE	6000

## SPARE PARTS



**PCA-1110**  
Capstan Drum 57mm



**PCA-1100**  
Capstan Drum 85mm



**PCA-1120**  
Capstan Drum 76mm



**PCA-1130**  
Capstan Drum 108mm



**PCA-1151, PCA-1152**  
Spark Arrestor



**10-0044**  
Reversible Safety Lip

Model No.	Feature	Material	Diam. / Hole Diam. (mm)	Weight (kg)
PCA-1100	C/W rope guide and screws.	Aluminium	85 / 25.4	0.75
PCA-1110			57 / 25.4	0.35
PCA-1120			76 / 24.8	0.55
PCA-1130			108 / 24.8	0.75
PCA-1151	For Honda GXH-50 engine.	Aluminium	22 Ø	0.085
PCA-1152	For Gx160 engine		22 Ø	0.12
10-0044	For 57 mm and 85 mm drums. Prevents rope from jumping out of drum on all lifting winches: PCH1000, PCH2000 & PCT1800.		125	0.180



**PORTABLE CAPSTAN WINCH – ACCESSORIES**

				
<b>PCA-1258</b> Multi-Purpose Sling	<b>PCA-1259</b> Multi-Purpose Sling	<b>PCA-1260</b> Multi-Purpose Sling	<b>PCA-1261</b> Winch Anchor Plate	<b>PCA-1263</b> Winch Anchor System
				
<b>PCA-1264</b> Winch Support	<b>PCA-1265</b> Adapter for Heck-Pack Anchoring System	<b>PCA-1266</b> Heck-Pack Anchoring System	<b>PCA-1267</b> Square Tube with Bent Hitch Pin	<b>PCA-1268</b> Winch Support Plate with Bent Hitch Pin
				
<b>PCA-1269</b> Winch Anchor System	<b>PCA-1332</b> Pivoting Anchor	<b>PCA-1501</b> Square Tube with Bent Hitch Pin	<b>PCA-1805</b> Floor Mount Winch Anchor	<b>PCA-1806</b> Pylon Mount Winch Anchor

Model No.	Description	Material	Length (cm)	Width (cm)	Weight (kg)	WLL (kg)
<b>PCA-1258</b>	60 mm x 3 metres (2-3/8" x 118-1/8").	Polyester	300	6	1.24	2000
<b>PCA-1259</b>	60 mm x 2.5 metres (2-3/8" x 98-7/16")	Polyester	250	6	1	2000
<b>PCA-1260</b>	60 mm x 2 metres (2-3/8" x 78-3/4")	Polyester	200	6	0.92	2000
<b>PCA-1261</b>	For towing balls up to 58.7 mm (2-5/16") diameter.	Zinc plated steel	20	15	0.7	-
<b>PCA-1263</b>	For trees and poles with 3 m (10') strap. Use with PCA-1264 or PCA-1268.	Powder Coated Steel	37	26	7.2	-
<b>PCA-1264</b>	With adjustable shelf and swivel pulley for vertical or horizontal pulling. Installs on PCA-1263, PCA-1265, PCA-1267, PCA-1501, and PCA-1806. If used for horizontal pulling, the pivoting anchor (PCA-1332) is necessary (sold separately).	Powder Coated Steel	55	41	10.6	-
<b>PCA-1265</b>	Bolts on PCA-1266. Use with PCA-1264 or PCA-1268.	Zinc Plated Steel	14	16	1.45	-
<b>PCA-1266</b>	For 50 mm towing balls.	Powder coated steel	46	16	3.05	-
<b>PCA-1267</b>	-	Zinc plated steel	30.5	5.08	2.1	-
<b>PCA-1268</b>	Installs on PCA-1263, PCA-1265, PCA-1267 or PCA-1501.	Zinc Plated Steel	45	29	4.5	-
<b>PCA-1269</b>	For trees and poles with 3 m (10') strap.	Zinc Plated Steel	26	24	4	-
<b>PCA-1332</b>	For the vertical pull support (PCA-1264). Link between PCA-1264 and PCA-1263 or PCA-1806 or PCA-1265 or PCA-1267 or PCA-1501.	Zinc Plated Steel	24	16	3.3	-
<b>PCA-1501</b>	Square tube 50.8 mm x 45.7 cm with bent hitch pin.	Zinc plated steel	45.7	50.8	3.3	-
<b>PCA-1805</b>	Ideal for pulling wire through conduits.	Zinc Plated Steel	51	26	9.4	-
<b>PCA-1806</b>	For pylons angle iron. Use with Winch support plate PCA-1268 or Winch support for vertical pulling PCA-1264.	Powder Coated Steel	32	28	7.7	-



## PORTABLE CAPSTAN WINCH – ACCESSORIES

### OTHER ACCESSORIES

						
<b>1760427</b> Briggs & Stratton 82V 4Ah Li Battery	<b>1760428</b> Briggs & Stratton 230V Charger	<b>PCA-1290</b> Skidding Cone for Logs	<b>PCA-1291</b> Automatic Release for Open Face Corner Blocks	<b>PCA-1295</b> Choker Chain with C-Hook & Steel Pin	<b>PCA-1310</b> Pulling Plate for Vehicles	<b>PCA-1372</b> HPPE Rope Choker with Steel Pin

Model No.	Feature	Material	Length	Diameter	Width	Height	Weight	Minimum Breaking Strength (UTS)
<b>1760427</b>	60min Charge Time	High-resistance polymer plastic	21.5cm	-	12cm	8.5cm	2.6kg	-
<b>1760428</b>	Charges 2Ah & 4Ah Batteries	High-resistance polymer plastic	21cm	-	18.5cm	10.5cm	1.5kg	-
<b>PCA-1290</b>	50cm Opening	High-resistance polymer plastic	62cm	50.8cm	68cm	52cm	6.6	-
<b>PCA-1291</b>	Fits ropes up to 13 mm diameter.	Anodised Steel	17cm	-	11cm	11cm	0.405kg	-
<b>PCA-1295</b>	-	Anodised Steel	27cm	6.35mm	14cm	14cm	2.9kg	-
<b>PCA-1310</b>	Fits towing balls up to 50.8 mm (2") diameter.	Anodised Steel	27cm	4.2cm (Knob)	14cm	14cm	1.7kg	-
<b>PCA-1372</b>	Made of 10 mm diameter HPPE rope	High Performance Polyethylene	2.1m	6mm	-	-	0.55kg	7036kg

					
<b>PCA-1276</b> Steel Locking Carabiner	<b>PCA-1281</b> Safety Hook	<b>PCA-1282</b> Locking Grab Hook	<b>PCA-1299</b> C-Hook for Chain	<b>PCA-1701</b> Steel Locking Carabiner	<b>PCA-1702</b> Steel Locking Carabiner

Model No.	Description	Material	Minimum Breaking Strength (UTS)	Diam.	Length	Width	Height	Weight	Cert.	Gate Opening
<b>PCA-1276</b>	With screw gate lock.	Zinc plated with anodized aluminium	2550kg	10mm	17cm	11cm	-	0.16kg	CE	16mm
<b>PCA-1281</b>	Equipped with a spring-loaded safety gate.	Powder coated steel	5700kg	-	17cm	11cm	11cm	0.33kg	-	-
<b>PCA-1282</b>	With latch and 3 chain links. Will accept either 6 mm (1/4") or 7.9 mm (5/16") chain.	Zinc plated steel	-	6mm	17cm	11cm	11cm	0.63kg	-	7.9mm
<b>PCA-1299</b>	Convert an existing chain to an efficient choker chain with this C-Hook	Powder coated steel	5700kg	-	10cm	7.5cm	1.5cm	0.34kg	-	-
<b>PCA-1701</b>	Multi-purpose high-quality zinc plated with anodized aluminium steel locking carabiner with screw gate lock.	Zinc plated with anodized aluminium	7140kg	12.5mm	17cm	11cm	-	0.35kg	CE	25mm
<b>PCA-1702</b>	Multi-purpose high-quality zinc plated with anodized aluminium steel locking carabiner with screw gate lock.	Zinc plated with anodized aluminium	5100kg	12mm	17cm	11cm	-	0.315kg	CE	19mm





## PORTABLE CAPSTAN WINCH – KITS

### PCW-3000-LI-AIK(B) BATTERY WINCH KIT



#### INCLUDES

- 1 x PCW-3000-Li-AIK Portable Winch
- 1 x Briggs & Stratton 82V-42Ah Li Battery & 230V Rapid Charger
- 1 x Carry Bag
- 1 x Stainless Steel Pulley Block
- 2 x Carabiners
- 2 x Slings
- 50m x 10mm Double Braided Rope

### PCW-3000HK PETROL WINCH KIT



#### INCLUDES

- 1 x PCW3000 Portable Winch
- 1 x Transport Case
- 1 x Backpack
- 1 x 1.8m Sling
- 1 x Snatch Block
- 2 x Oval Carabiners
- 50m x 10mm Double Braided Rope
- Rope Bag



## CREATING A MECHANICAL ADVANTAGE

The use of pulleys offers a mechanical advantage by reducing the force required to move a mass. It is therefore possible to double, triple, quadruple or quintuple the capacity of a system by using pulleys. In order to generate a mechanical advantage, at least one pulley must be attached to the load. Here are some examples.

Pulling	Lifting
<b>Without Mechanical Advantage - Direct Line</b>	
<b>Mechanical Advantage x 2</b>	
<b>Mechanical Advantage x 3</b>	
<b>Mechanical Advantage x 4</b>	

In general, each pulley must be fixed to a solid anchoring point using a carabiner and a sling while respecting the appropriate safety factor. Therefore, for each pulley, a carabiner of an appropriate capacity and a sling are required.



**PORTABLE WINCH-PETROL/DIESEL**

**GOODWINCH**



**PETROL WINCH**  
Model No. "GOODWINCH"

**DIESEL WINCH**  
MODEL No. "GOODWINCH-DIESEL"

**Also available without rope clutches**  
Model No. GOODWINCH-1

**FEATURES**

- Safe, infinitely controllable pulling, holding, and lowering with the Goodwinch Portable Petrol or Diesel Twin Capstan Winch.
- Variable speed from hold, through creep to a full speed of approx. 25m/min (petrol) & 21m/min (diesel).
- Ideal for pulling cables through ducts, raising portable buildings, clearing debris from rivers, lakes and canals, forestry work, and general rope rescue work, etc.
- Work from either side or run two ropes together to halve the load.
- Two rope clutches (not shown) are included as standard on both models and are used for load holding during lowering or raising loads on transmission towers and similar structures.
- High quality engineering and design. Reliable, easy to start Honda (4 kW) engine or Yanmar (3.5 kW) diesel engine) with a centrifugal gearbox driving the main capstan gearbox and aluminium bollards through a flexible coupling.
- Aluminium frame, two man lift, removable handles for easy storage.






## PORTABLE WINCH-PETROL/DIESEL

## GOODWINCH

Model No.	GOODWINCH	GOODWINCH-DIESEL
<b>SPECIFICATIONS</b>	<b>Honda Petrol Engine</b>	<b>Yanmar Diesel Engine</b>
Twin Capstans	Aluminium, 100mm Dia	Aluminium, 100mm Dia
Capstan Gearbox	Worm and Wheel, 30:1 ratio	Worm and Wheel, 30:1 ratio
Flexible Coupling	Rubber Anti-Vibration	Rubber Anti-Vibration
Main Engine Gearbox	Centrifugal 2:1 ratio	Centrifugal 2:1 ratio
Engine	4kW 4 stroke	3.5kW Diesel
Base Construction	Anodised Aluminium fabrication	Anodised Aluminium fabrication
Removable Lifting Handles	Bright zinc plated steel, rubber covered	Bright zinc plated steel, rubber covered
Anchor Points	Fitted tested shackles	Fitted tested shackles
Rope Tie Offs	Built in at top of main handle	Built in at top of main handle
<b>PERFORMANCE</b>	<b>Honda Petrol Engine</b>	<b>Yanmar Diesel Engine</b>
Easy start	Manual Choke	Manual Choke
Method of starting	Recoil Starter	Recoil Starter
Emergency Stopping	Top mounted cut off switch	Slide Control on Engine Side
Engine Speed Control	Throttle lever	Throttle lever
Running Time, half throttle	Approximately two hours	Approximately two hours
Load Retrieval Speed	Creep to 25m per minute	Creep to 21m per minute
Pulling Capacity	Maximum 1000 kgs	Maximum 850 kgs
Raising Capacity *	Maximum 300 kgs	Maximum 260 kgs
Recommended Rope Max	14.3mm (9/16") double braided poly.	14.3mm (9/16") double braided poly.
Suitable Rope Length	As required, no maximum	As required, no maximum
<b>DIMENSIONS</b>	<b>Honda Petrol Engine</b>	<b>Yanmar Diesel Engine</b>
With Handles Removed	65cm long x 39cm wide x 42cm high	74cm long x 49cm wide x 47cm high
Approx. Overall Weight	50kgs	53kg

\*GOODWINCH supplied with rope clutch, to order without rope clutch use Model No. GOODWINCH-1



## ELECTRIC CABLE PULLERS



**Model No. 31466**  
**28.9 kN Rated**

### FEATURES

- Pull heavy loads with minimal operator effort.
- Force Gauge included to constantly monitor the pull.
- Right-angle sheave allows the operator to stand out of the direct line of force.
- Audio alarm high force warning and circuit breaker shut off at maximum force for added safety.
- Tapered capstan and patented rope guidance system for better control of the rope when feeding onto the capstan.
- Runs off 230V/50/1 mains power.
- Patented.
- Direct gear drive with 1.1 KW motor.
- Supplied with clamping chains for pipe as standard.

### OPTIONAL EXTRAS

- 35605 (6037) floor mount with 4 anchor's, heavy duty welded construction. Maximum Rated Capacity 28.9 kN, Weight 1.4kg.
- Pelican high force pulling rope recommended dia (19.1mm). Refer page 155 for details.



**Model No. 35605 (6037)**  
**Floor Mount**

Model No.	Pulling Force	Dimensions (LxWxH)	Weight (kg)
<b>31466</b>	Maximum 28.9 kN Continuous 20.0 kN	527x572x305	49

### Pulling Speed

No Load 5 metre/minute

At 8.8 kN 3.4 metre/minute

At 17.9 kN 2.3 metre/minute


At 26.7 kN 1.8 metre/minute

## ELECTRIC CABLE PULLERS (CONTINUED)



Model No. 00813  
44.5 kN Rated

with chain mount for pipe



Model No. 00814  
44.5 kN Rated

with floor mount to concrete floor

### FEATURES

- 2 speed gear motor enables 20% faster pulling time
- Shifts from high speed/ low load pulling to low-speed/high load pulling with a simple double tap motion on foot pedal.
- Drive motor 1.1 KW 230V/50/1.
- Built in force gauge with overload indicator & shut off.

### OPTIONAL EXTRAS

- Pelican high force pulling rope recommended dia (22.2 mm). Refer page 155 for details.

Model No.	Pulling Force	Dimensions (LxWxH)	Weight (kg)
00813 00814	Maximum 44.5 kN Continuous 28.9 kN	660x292x254	42 approx

### Pulling Speed

No Load 4.8 metre/minute

At 9.0 kN 4.27 metre/minute

At 18.0 kN 3.66 metre/minute

At 27.0 kN 2.13 metre/minute

At 36.0 kN 1.8 metre/minute



## CABLE PUSHER / CABLE FEEDER (MADE IN USA)

The Greenlee Ultra Cable Feeder is intended to pull cable off of reels to assist the Greenlee Capstan puller in feeding the cable into conduit or cable tray. The Ultra Cable Feeder is not intended to pull cable or rope through conduit.



### FEATURES

- Feeds cable at variable speeds to match the speed of cable puller
- Accommodates cable ranging in size up to 90mm in diameter
- Now with new tires for improved traction with low friction cables
- Sets up easily and can be operated by just one person
- Dual motors drive each wheel for traction on both sides of the cable
- Comes with pendant and toggle switch. An optional foot switch is available to control feeding
- Two cable loading methods: top-loading and end-loading
- Patented

### SPECIFICATIONS

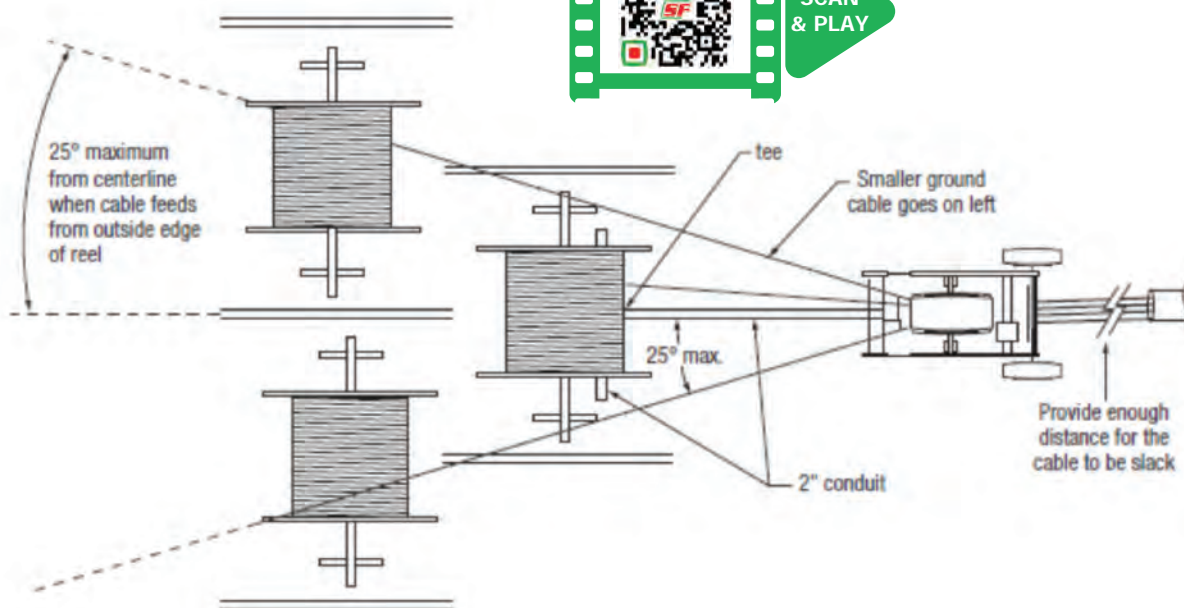
Model No.	12293
Reel Weight Capacity (kg)	11,300
Power Supply (VAC)	230
Size (mm)	1040 x 699 x 953
Weight (kg)	130

### ACCESSORIES

Foot switch available

Model No.	24821
-----------	-------

### EXAMPLE OF APPLICATION



## HYDRAULIC WINCHES (MADE IN USA)

### SERIES 1000 AND 1100V

682kg Capacity on 10:1 Ratio, 33m/min 1,363kg Capacity on 20:1 Ratio, 17m/min  
Operating Pressure 140 Bar, Oil Flow to 60 LPM



Series 1100V Galvanised




Series 1000 Galvanised

### APPLICATIONS

Lifting	Pulling Sliding
Positioning Lights	Underground Cable
Mast Towers Erection	Cable Pulling
Lifting Materials	Unloading Equipment
Overhead Lines	Utility Vehicle Recovery Water
Transformer Replacement	Sewer Pipelines

Optimum performance on 140 Bar Hydraulic System



Dual



Double

Series 1000 Dual Capstan Gal



Series 1000 Painted

### STANDARD FEATURES

<b>GEAR CASE</b>	Made of high strength cast iron. Completely sealed for oil enclosed operation and to keep dirt out
<b>WORM SHAFT</b>	One piece alloy steel hardened and ground to insure long service.
<b>WORM GEAR</b>	High tensile aluminium-nickel alloy bronze. Use of optimum lead and pressure angles transmit maximum power to the drum efficiently.
<b>GEAR RATIO</b>	20:1 and 10:1 ratios provide optimum efficiency in power and speed.
<b>BEARINGS</b>	Worm gear and worm shaft run on tapered roller bearings in an oil enclosed gear case.

**OUTPUT SHAFT** 38mm diameter heat -treated alloy steel minimum tensile strength 10,546kg/Force per sq/metre

**CAPSTAN** Cast aluminium -keyed to shaft.

**MOTOR MOUNT** SAE(A) 2-bolt flange. 25.4mm woodruff keyed motor shaft. Motor is directly coupled into worm shaft. No separate coupling required.






## HYDRAULIC WINCHES (MADE IN USA)

### SERIES 1400

For the Utility Industry

HYDRAULIC CAPSTAN WINCHES

Operating Pressure 210 Bar,  
Oil Flow to 95 LPM



Series 1400  
Galvanised

Optimum performance on 207Bar Hydraulic System



### FAST DEPENDABLE BLOOM WINCHES

- High strength cast iron gear case, with aluminium capstans keyed to alloy steel hardened shafts
- 25:1 and 12.5:1 gear ratios provide versatility in power and speed
- Speeds of up to 30 MPM and pulls of 3,500KG

### CUSTOMISED DESIGNED UTILITY WINCHES AND CAPSTANS



Series 1200C

- Reliable Winches designed for Lifting and Pulling applications..
- Optional Hydraulic Fail-safe and Oil Cooled Disc Brakes available
- Variety of Motors and drums for optimised performance in Utility applications
- Speeds of up to 30 MPM and Line Pulls of 3,500KG pounds



Series 1000KC Painted

### WARNING!

- Goods are not intended for use in the moving or lifting of persons! The winches described herein are neither designed nor intended for use or application to equipment used in the lifting or moving of persons and it is understood that all such use shall be at the sole risk of the user. The cable clamps on winches are not designed to hold rated loads. A minimum of 5 wraps of cable must be left on drum barrel to guarantee holding of rated load.
- Applications of winch where life would be endangered by any event are not recommended

Please contact your local Specialised Force branch for technical specifications



## UNDERGROUND PULLING MACHINERY (MADE IN ITALY)



F275.30.P



SCAN  
& PLAY



F215.P.30

## CATERPILLAR TRACKS FOR PULLERS



F275.30P



SCAN  
& PLAY



F280.P.100

## DIGITAL BUILT-IN DATA READ-OUT



DEG



SCAN  
& PLAY

## REMOTE CONTROLS



REC.1



REC.2



RER.1



## CABLE PUSHING MACHINES (MADE IN ITALY)



F224.08



## TELESCOPIC RODS FOR PITS



F 276

F 277

F 278





## TIRFOR HOISTS (MADE IN FRANCE)



Tirfor® machines are portable manual hoists used with maxiflex wire rope. They can be used to lift, pull and position loads over great distances depending on the wire rope length. They are suitable for use in numerous configurations and are the ideal solution for use in professional applications; they are operated by a simple lever.

The load capacity of the Tirfor® system can be increased by using sheave blocks.

Portable hoist to lift and pull loads, for utilisation in numerous configurations with longer wire rope lengths available upon request.

### FEATURES

- Low weight—quick installation
- No limitation in terms of cable length
- Manageable, light-weight, robust, powerful
- Increase load capacity with deflection sheaves
- Overload protection
- Precise load placement within millimetres



T-500 Series



TU Series

### WIRE ROPE FOR ALL TIRFORS SOLD SEPARATELY

Model No.	*Lift WLL (kg)	*Pull WLL (kg)	Wt (kg)	Wire Rope Wt @ 20 metre (kg)	**Rope (mm) OD	Wire Rope UTS (kg)	Dimensions (mm) LxWxH	Handle Dimensions (mm) Open/Closed	Replacement Safety Shear Pin	Rope 20 metre & Reeler Model No.
T-508D	800	1,333	6.6	6.1	8.3	4,000	420x250x59	690/400	29506	1959
T-516D	1,600	2,666	13.5	13.1	11.5	8,000	530x315x127	1150/650	29516	2059
T-532D	3,200	5,333	24.0	26.6	16.3	16,000	620x355x130	1150/650	41206	2379
TU-8	800	1,333	8.4	6.1	8.3	4,000	527x265x108	770-510	8836	1959
TU-16	1,600	2,666	20.0	13.1	11.5	8,000	660x330x140	1190-680	8836	2059
TU-32	3,200	5,333	27.0	26.6	16.3	16,000	676x330x156	1190-680	6866	2379

\* SAFETY FACTORS: 5:1 LIFTING & 3:1 PULLING unless otherwise nominated or required

\*\* BENDING RADIUS: Wire rope bending radius is to be greater than 12 x the diameter (12 x 11.5mm = greater than 138mm)

**NOTE:** • Hydraulic operated Tirfor hoists are also available in 1600 and 3200kg capacities, refer next page for more detail.

- Longer length wire rope on reeler or drum available upon request.



## TUH SERIES SUPERTIRFOR HYDRAULIC TIRFOR WINCH



The Tractel TUH Series Hydraulic Tirfor® machines are portable motorised hoists used with maxiflex wire rope.



TU 16 H



TU 32 H

### FEATURES

- Can be used to lift, pull and position loads over great distances depending on the wire rope length.
- Suitable for use in numerous configurations and are the ideal solution for use in professional applications.
- Operated by a hydraulic cylinder powered by either an electrical power pack or a petrol motor power pack.

**NOTE:** The load capacity of the Tirfor® system can be increased by using sheave blocks.

- Multiple machines can be operated by a single operator.
- Systems can be operated at a distance.
- No operator fatigue.

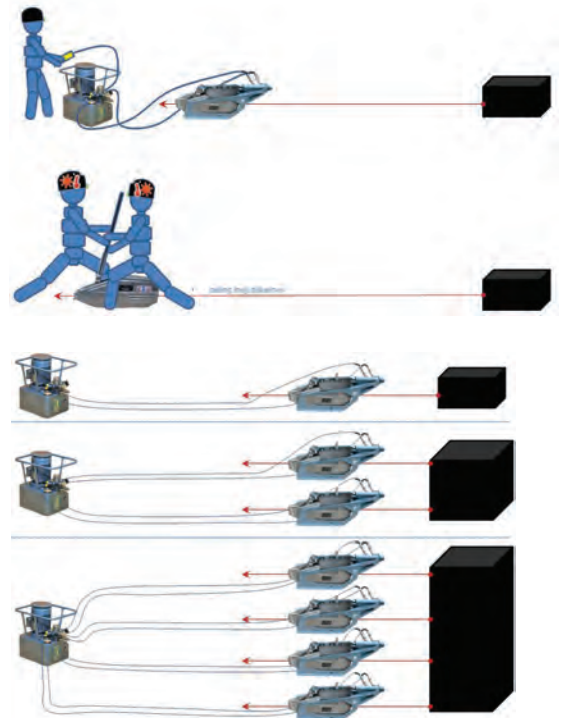
### CAPACITY

By using the sheave block technique, the capacity of the Hydraulic Tirfor® can be increased by a factor of 2, 3, 4 or more.

- They can be used to lift, pull and position loads over great distances depending on the wire rope length.
- This special mechanism maintains a constant lifting or pulling capacity.

### CONFIGURATIONS

The Hydraulic Tirfor® can be used in various configurations, up to 4 hoists at the same time.



Model No.	Capacity (kg)	Length (mm)	Height (mm)	Thickness (mm)	Rope (mm OD)	Forward Operation (m/min)			Reverse Operation (m/min)			Hydraulic Power Pack			Dimensions of Power Pack (mm)
						Conf1	Conf2	Conf3	Conf1	Conf2	Conf3	1 way(kg)	2 way(kg)	3 way(kg)	
TU 16 H	1600	788	360	185	11.5	2	1.5	0.75	2.3	2	1	43.5	44.1	45.1	460 x 550 x 500
TU 32 H	3200	1070	430	204	16.5	0.7	0.35	0.17	1.6	0.8	0.4	43.5	44.1	45.1	460 x 550 x 500

**NOTE:** Special Pumps are Required to Operate – Contact Specialised Force for More Information.








**SPECIALISED FORCE**  
HYDRAULIC TOOLS &  
ELECTRICAL CONTRACTORS EQUIPMENT PTY. LTD.

## ***Underground Cable Pulling***



***[www.specialisedforce.com.au](http://www.specialisedforce.com.au)***





## E. UNDERGROUND PULLING

146–181

SOCKS – CABLE PULLING GRIPS	146-149
SWIVELS & QUICK LINKS – DCD	150
SWIVELS – BREAKAWAY & CONNECTORS – ROPE TO ROPE – DCD	151
CONNECTOR – ROPE TO SWIVEL – DCD	152
PULLING EYE – REUSABLE & CRIMP – HEARTHILL	153
ROPE & TWINE – POLYPROPYLENE	154
ROPE – DOUBLE BRAIDED COMPOSITE – PELICAN ROPE	155
ROPE – HIGH STRENGTH DYNEEMA – PELICAN ROPE	156
ROLLERS & GUIDES – TRENCH/MANHOLE – HEARTHILL	157
GUIDES – TRENCH/MANHOLE – HEARTHILL	158
ROLLERS & ACCESSORIES – UNDERGROUND – LANCIER	159
ROLLERS – CABLE TRAY & FEEDING – HEARTHILL	160
ROLLERS – TRENCH CORNER & SPARES – HEARTHILL	161
LIFTERS – PIT LID	162
ROLLER & SHEAVES – HOOK – GREENLEE	163
SHEAVES – HOOK, TRIPLE & CONVEYOR – GREENLEE	164
GUIDES – CONDUIT FEEDING – HEARTHILL	165
SHEAVES, BELLMOUTHS & GUIDES – CONDUIT FEEDING – HEARTHILL	166
CONDUIT PROVING/CLEANING EQUIPMENT – HEARTHILL	167
CONDUIT LUBE/CABLE GEL & RUBBER SLUG – HEARTHILL	168
BLOWING EQUIPMENT	169-170
RODDERS – FIBREGLASS – HEARTHILL	171
RODDERS, FIBREGLASS – ACCESSORIES – HEARTHILL	172
CABLE DRUM HANDLING – RAMP, TROLLEY & CADDY – HEARTHILL	173
CABLE DRUM HANDLING – LEVER & STANDS – HEARTHILL	174
CABLE DRUM HANDLING – SCISSOR LIFT STANDS – HEARTHILL	175
CABLE DRUM HANDLING – PORTABLE & SERVICE STANDS – HEARTHILL	176
CABLE DRUM HANDLING – HYDRAULIC JACK STANDS – HEARTHILL	177-178
CABLE DRUM HANDLING – "A" FRAME STANDS – HEARTHILL	179
TRAILERS – CABLE DRUM – HEARTHILL	180
PUSHER/FEEDER – CABLE – GREENLEE	181

## HEAVY DUTY GRADED TUBULAR WEAVE

### HDGW SERIES

#### Construction:

- Multi Ply
- Galvanised Strand
- Alloy Ferrule
- Soft Eye
- Copper Slewing



HDGW Model No.	HDGWCS Model No.	To fit Cable Diameter (mm)	Grip Length (mm)	Ultimate Tensile Strength (UTS kN)	WLL (kN)
HDGW08	HDGW08CS	8-11	700	28	9.3
HDGW10	HDGW10CS	10-15	750	37	12.3
HDGW15	HDGW15CS	15-21	810	57	19.0
HDGW20	HDGW20CS	20-27	1040	73	24.3
HDGW27	HDGW27CS	27-35	1160	101	33.6
HDGW32	HDGW32CS	32-37	1160	101	33.6

**Note:** WLL (Working Load Limit) 3:1 recommended as a guide only.

## HEAVY DUTY TUBULAR GRIP (MADE IN AUSTRALIA)

### CHD SERIES

#### Construction:

- Double or Triple Ply
- Galvanised Strand
- Alloy Ferrule
- Soft Eye



Available in 316 stainless steel or with thimble eye on request

Model No.	To fit Cable Diameter (mm)	Grip Length (mm)	Ultimate Tensile Strength (UTS kN)	WLL (kN)
CHD1004	4-7	300	5	1.6
CHD1006	6-11	350	8	2.6
CHD1010	10-14	350	15	5.0
CHD1014	14-19	400	20	6.6
CHD1019	19-28	500	37	12.3
CHD1028	28-40	600	54	18.0
CHD1040	40-55	800	62	20.6
CHD1055	55-75	900	80	26.6
CHD1075	75-95	1000	180	60.0
CHD1095	95-120	1000	215	71.6

**Note:** WLL (Working Load Limit) 3:1 recommended as a guide only.



## CABLE SOCKS - STANDARD TUBULAR CABLE GRIPS (MADE IN AUSTRALIA)

### C SERIES – STANDAR



C1 Series <sup>1</sup>	C7 Series
<ul style="list-style-type: none"> <li>• Two Ply</li> <li>• Galvanised Strand</li> <li>• Alloy Ferrule</li> <li>• Soft Eye</li> </ul>	<ul style="list-style-type: none"> <li>• Two Ply</li> <li>• Stainless Steel</li> </ul>

SOFT EYE - AL FERRULE Model No.	STAINLESS STEEL & THIMBLE Model No.	To fit Cable Diameter (mm)	Grip Length (mm)	Ultimate Tensile Strength (UTS kN)	WLL 3:1 (kN) *
C1006	C7006	6-12	350	5	1.7
C1010	C7010	10-14	350	5	1.7
C1014	C7014	14-19	400	9	3.0
C1019	C7019	19-28	500	15	5.0
C1028	C7028	28-40	600	24	8.0
C1040	C7040	40-55	800	35	11.7
C1055	C7055	55-75	900	62	20.7
C1075	C7075	75-95	1000	98	32.7
C1095	C7095	95-120	1200	133	44.3
C1120	C7120	120-150	1400	187	62.3
C1150	C7150	150-190	1600	283	94.3

<sup>1</sup> Copper ferrule C3 series available for reduced spark environments

\* WLL (Working Load Limit) 3:1 recommended as a guide only.

### S SERIES – OFFSET LACE-UP



S1 Series*	S7 Series
<ul style="list-style-type: none"> <li>• Two Ply</li> <li>• Galvanised Strand</li> <li>• Alloy Ferrule</li> <li>• Soft Eye</li> </ul>	<ul style="list-style-type: none"> <li>• Two Ply</li> <li>• Stainless Steel Strand</li> <li>• Stainless Steel Ferrule</li> <li>• Stainless Steel Thimble Eye</li> </ul>

SOFT EYE – ALLOY FERRULE Model No.	STAINLESS STEEL & THIMBLE Model No.	To fit Cable Diameter (mm)	Grip Length (mm)	Ultimate Tensile Strength (UTS kN)	WLL 3:1 (kN)*
S1014	S7014	14-19	500	9	3.0
S1019	S7019	19-28	600	15	5.0
S1028	S7028	28-40	800	24	8.0
S1040	S7040	40-55	900	35	11.7
S1055	S7055	55-75	1000	62	20.7
S1075	S7075	75-95	1200	98	32.7
S1095	-	95-120	1400	98	32.7

\* WLL (Working Load Limit) 3:1 recommended as a guide only.

\* Copper ferrule C3 series available for reduced spark environments

## CABLE SOCKS - STANDARD TUBULAR CABLE GRIPS (MADE IN AUSTRALIA)

### O SERIES – OFFSET EYE



#### O1 Series

- Two Ply
- Galvanised Strand
- Alloy Ferrule
- Soft Eye

#### O7 Series

- Two Ply
- Stainless Steel Strand
- Stainless Steel Ferrule
- Stainless Steel Thimble Eye

SOFT EYE - ALLOY FERRULE Model No.	STAINLESS STEEL THIMBLE Model No.	To fit Cable Diameter (mm)	Grip Length (mm)	Ultimate Tensile Strength (UTS kN)	WLL 3:1 (kN)*
O1010	O7010	10-14	350	5	1.7
O1014	O7014	14-19	400	9	3.0
O1019	O7019	19-28	500	15	5.0
O1028	O7028	28-40	600	24	8.0
O1040	O7040	40-55	800	35	11.7
O1055	O7055	55-75	900	62	20.7
O1075	O7075	75-95	1000	98	32.7
O1095	-	95-120	1200	133	44.3
O1120	-	120-150	1400	187	62.3
O1150	-	150-190	1600	283	94.3

\* WLL (Working Load Limit) 3:1 recommended as a guide only.

### D SERIES – DOUBLE EYE



#### D1 Series

- Two Ply
- Galvanised Strand
- Alloy Ferrule
- Soft Eye

#### D7 Series


- Two Ply
- Stainless Steel Strand
- Stainless Steel Ferrule
- Stainless Steel Thimble Eye

Model No.	Model No.	To fit Cable Diameter (mm)	Grip Length (mm)	Ultimate Tensile Strength (UTS kN)	WLL 3:1 (kN)*
D1010	D7010	10-14	350	5	1.7
D1014	D7014	14-19	400	9	3.0
D1019	D7019	19-28	500	15	5.0
D1028	D7028	28-40	600	24	8.0
D1040	D7040	40-55	800	35	11.7
D1055	D7055	55-75	900	62	20.7
D1075	D7075	75-95	1000	98	32.7
D1095	-	95-120	1200	133	44.3
D1120	-	120-150	1400	187	62.3
D1150	-	150-190	1600	283	94.3

\* WLL (Working Load Limit) 3:1 recommended as a guide only.

## CABLE SOCKS - STANDARD TUBULAR CABLE GRIPS (MADE IN AUSTRALIA)

### SA & SG SERIES – DOUBLE EYE, LACE-UP



#### SA Series

- Two Ply
- Galvanised Strand
- Alloy Ferrule
- Soft Eye

#### SG Series

- Two Ply
- Stainless Steel Strand
- Stainless Steel Ferrule
- Stainless Steel Thimble Eye

Model No.	Model No.	To fit Cable Diameter (mm)	Grip Length (mm)	Ultimate Tensile Strength (UTS kN)	WLL 3:1 (kN)*
SA014	SG014	14-19	500	9	3.0
SA019	SG019	19-28	600	15	5.0
SA028	SG028	28-40	800	24	8.0
SA040	SG040	40-55	900	35	11.7
SA055	SG055	55-75	1000	62	20.7
SA075	SG075	75-95	1200	98	32.7
SA095	SG095	95-120	1400	98	32.7

\* WLL (Working Load Limit) 3:1 recommended as a guide only.

### TG SERIES - TRIPLEX



#### TG Series Triplex

- Two Ply
- Galvanised Strand
- Alloy Ferrule
- Soft Eye
- Three legs



Model No.	To fit Cable Diameter (mm)	Grip Length (mm)	Ultimate Tensile Strength (UTS kN)	WLL (kN) *
TG2840-1000	3 x 28-40	1000	24	8.0
TG4055-1000	3 x 40-55	1000	35	11.6

\* WLL (Working Load Limit) 3:1 recommended as a guide only



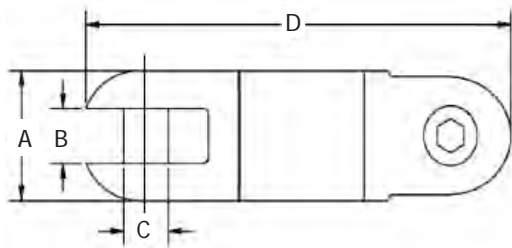
## SERIES 00505 UNDERGROUND LINE SWIVELS (MADE IN CANADA)



### SPECIFICATIONS

**DCD Line Swivels are typically constructed with a thrust bearing for tensile load and a radial bearing for bending load.**

They combine a high safe working load limit with a compact design. All sizes incorporate an oil seal and are manufactured from high strength stainless steel. Sizes 00505-020 and larger are supplied with a grease point for lubrication. All sizes of both types are pull tested to verify the 3:1 safety factor and all swivelling sizes are fully capable of rotation at full working load. Test certificates are available upon request. Permanent marking is STD. on all swivels.



Model No.	Safe Working Load (kN) *	Dimensions (mm)				Replacement Pin Model No.	Weight (kg)
		A	B	C	D		
00505-005	3.3	16	7.1	4.8	64	00005-SLT	0.06
00505-008	5.0	20	7.1	4.8	78	00008-SLT	0.12
00505-010	10.0	22	9.5	7.9	86	00010-SLT	0.15
00505-015	15.6	25	10.3	9.5	98	00015-SLT	0.23
00505-020	22.2	32	13.5	10.3	121	00020-SLT	0.45
00505-025	31.1	35	14.3	12.7	130	00025-HEX	0.63
00505-027	40.0	38	15.1	12.7	143	00025-HEX	0.77
00505-030	44.5	41	17.5	15.9	152	00030-HEX	0.95
00505-035	66.7	51	19.8	17.5	178	00035-HEX	1.70
00505-040	110.0	60	26.2	22.2	262	00040-HEX	3.50
**00505-045	222.0	76	30.2	28.6	349	00045-HEX	7.70

\* The Safe Working Load is calculated at 3:1 safety factor

\*\* Manufactured from alloy steel with black oxide finish.



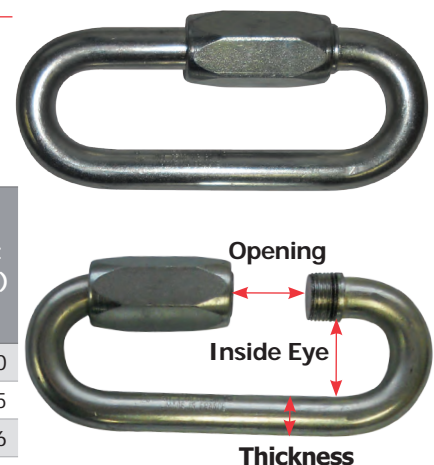
## SERIES K600 QUICK LINKS (MADE IN EUROPE)

### SPECIFICATIONS

**Quality European design and manufacture, zinc plated high quality steel made to comply with standards EN362 & EN12275**

Model No.	Length (mm)	Thickness of Material (mm) NOT NUT	Inside Eye Width (mm)	Opening (mm)	Suits DCD Swivel Model No.'s (and larger)	WLL* 5:1 (kg)	WLL* 3:1 (kg)	Break Load (kg)	Wt (kg)
K600.08.W	88	8	17.5	17.5	00505-010	650	1,083	3,250	0.10
K600.10.W	106	10	20.5	20.5	00505-015	1,000	1,667	5,000	0.15
K600.12.W	124	12	23.5	23.5	00505-020	1,250	2,083	6,250	0.26
K600.16.W	161	16	29.5	29.5	00505-030	2,500	4,167	12,500	0.63

\*5:1 safety factor for lifting is printed on the unit, however for pulling applications only 3:1 safety factor is required (unless otherwise nominated)



## BREAK-AWAY SWIVELS & FUSES (MADE IN CANADA)

The purpose of this product is to protect the utility being installed from overload.

Typically, they would be used during the installation of fibre optic cable or very small gas ducting where the connector can be pre-set to breakaway at a predetermined load, thus protecting the fibres or the duct. The breakaway pins may be changed to allow the same connector or swivel to be used with a variety of different breakaway pins.

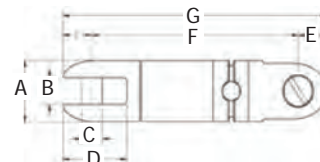
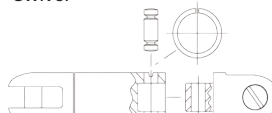
**DCD**



BREAKAWAY PINS & CLIPS



Swivel



Model No.	Dimensions (mm)							Max Pin WLL (kg)	Use Breakaway Pin Type	WT (g)
	A	B	C	D	E	F	G			
00550-005	15.9	7.1	4.7	17.4	6.3	69.8	82.5	307	A	80
00550-010	22.2	9.5	7.9	24.6	11.1	80.9	103.2	455	B	190
00550-020	31.8	13.5	10.3	32.5	13.5	114.3	141.3	1818	C	550

## BREAKAWAY SWIVEL PINS FOR 00550 SERIES BREAKAWAY SWIVELS

Model No. (Kit=Qty 10 Pins)	Break Point ±10% (kN)	Colour Code	Model No. (Kit=Qty 10 Pins)	Break Point ±10% (kN)	Colour Code	Model No. (Kit=Qty 5 Pins)	Break Point ±10% (kN)	Colour Code
Type A (Swivel 00550-005)			Type B (Swivel 00550-010)			Type C (Swivel 00550-020)		
00555-002	0.88	WHITE	00535-002	0.88	WHITE	00555-013	6.09	WHITE
00555-0034	1.51	RED	00535-004	1.77	YELLOW	00555-018 <sup>3</sup>	8.00	GREEN
00555-004	1.77	YELLOW	00535-006	2.66	ORANGE	00555-020 <sup>3</sup>	8.89	BLUE
00555-0045	2.00	BLUE	00535-008	3.55	GREY	00555-027 <sup>2</sup>	12.01	BLACK
00555-006	2.66	ORANGE	00535-010	4.44	RED	00555-036	16.01	YELLOW
00555-007 <sup>4</sup>	3.00	BLACK				00555-040 <sup>1</sup>	17.79	RED

Suits Type of Cable;

<sup>1</sup> 300mm<sup>2</sup> - 500mm, 3 Core + 300mm Triplex (11kV)

<sup>2</sup> 95mm-300mm<sup>2</sup>, 3 Core (11kV)

<sup>3</sup> 630mm<sup>2</sup> Single Core Cu (11kV) + LV Unarmoured Cables

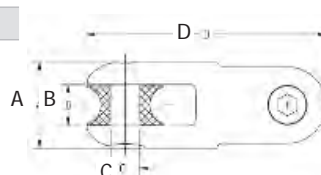
<sup>4</sup> 300mm<sup>2</sup> XLPE Single Core or smaller

## ROPE TO ROPE CONNECTORS

The Rope to Rope Connectors are used to connect two ropes of up to 22mm diameter. The entire product, including sheaves, is manufactured from Stainless Steel. Replacement sheaves are available by contacting your nearest Specialised Force Branch.

Model No.	WLL (kN)	Diameter (mm)	A (mm)	B (mm)	C (mm)	D (mm)	Weight (kg)
00521-020	66.7	16	44.45	19.5	17.5	123.8	0.7
00521-035	66.7	22	50.8	23.8	17.5	139.7	1.23
00521-040	111.2	22	61.1	25.4	22.2	157.9	2.04

\* WLL (Working Load Limit) 3:1 recommended as a guide only

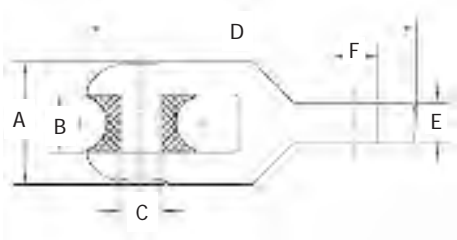




ROPE TO SWIVEL CONNECTORS (MADE IN CANADA)



This product is used to connect a swivel to pulling rope. The entire product, including sheave, is manufactured from Stainless Steel. Replacement sheaves are available by contacting your nearest Specialised Force Branch.



Model No.	WLL (kN)	Max. Rope Dia. (mm)	Dimensions (mm)						Weight (kg)	Fits Line Swivel
			A (mm)	B (mm)	C (mm)	D (mm)	E (mm)	F (mm)		
00522-025	31.1	22.2	50.8	23.8	17.5	134.9	12.7	13.4	0.9	00505-020 00505-025 00505-027
00522-035	66.7	22.2	50.8	23.8	17.5	136.53	16.6	19.0	1.0	00505-030 00505-035

\* WLL (Working Load Limit) 3:1 recommended as a guide only





## PULLING EYES

### Pulling Eyes

Many sizes and types available, suitable for: Cu & Al (Telecomm/Utility); Stranded Cu/Al wires in all sizes; Single Core, 3 Core; XLPE Insulated (HV & LV); Gel-filled (Telecommunication) cables, Fibre Optic and Pressurised Cables.



**CEC Type** (without spike for single core)  
**CHE Type** (with spike for multi core)



**CGP5 Type**  
(with gel port, for gel filled)



**RPE Type**  
(re-usable type with optional sleeve)

## CRIMPING KIT

### Standard Hand Kit includes;

- Rope Crimping Block & Retaining Ring (CDB-100 [<120] or CDB-150 [>120] and CRR-120 for CDB-100, CRR-150 for CDB-150)
- Hydraulic Ram Cylinder (RG-106)
- Hydraulic Hose with Couplers & Dust Caps (HPS-0602CB)
- Hydraulic Hand Pump with Gauge (P-235, FGA-1 & PG-63)



### Additional Required Items;

- Push Rod, 1 Required for each Crimp Die\* (CDBPR)
- \* **NOTE** – Crimper Dies and Crimper ropes Sold Separately in Size Ranges

(Electric pump kit with pendant hand control or foot switch also available upon request)

## RE-USABLE PULLING EYES



**SINGLE CORE**



**MULTIPLE CORE**

Reusable pulling eyes for pulling underground cables. Available in single and multiple core versions. Conical wedge included for pulling single core cables and have standard sleeve lengths which are a maximum of 300mm ID.

Model No.	Core	Core Size (mm) OD
RPE-1015	Single	10-15
RPE-1520	Single	15-20
RPE-2025	Single	20-25
RPE-2530	Single	25-30
RPE-3035	Single	30-35
RPE-3540	Single	35-40
RPE-4045	Single	40-45
RPE-4550	Single	45-50
RPE-5055	Single	50-55
RPE-5560	Single	55-60
RPE-6065	Single	60-65
RPE-6570	Single	65-70
RPE3-1015	Triple	10-15
RPE3-1520	Triple	15-20
RPE3-2025	Triple	20-25
RPE3-2530	Triple	25-30
RPE3-3035	Triple	30-35
RPE4-1015	Quad	10-15
RPE4-1520	Quad	15-20
RPE4-2025	Quad	20-25
RPE4-2530	Quad	25-30
RPE4-3035	Quad	30-35

Custom sizes available.

## SUB SURFACE TELECOMMUNICATION HAULING ROPE




## MEDIUM ROPES FOR SMALL/MEDIUM CABLES INTO MAIN DUCTS

### 6mm PP Rope Blue/Yellow

- Telstra certified product
- Tangle free uncoiling to coil end, no waste
- Available in 400m coils
- App Break Force of 602kg
- Weight 7kg per coil, 45 coils to a pallet
- "Parramatta Rope"

**Model No.: ROS0614 (400m)**



## AQUATEC ROPE

### Polypropylene Aquatec Rope - 3 Strand Medium Lay

- 16mm OD x 250m long roll
- Excellent abrasion and shock load resistance
- High tenacity, strength to weight ratio
- UV resistant with excellent weathering properties
- Acid and Alkaline resistance
- Excellent for knotting and splicing
- Not affected by water
- 4,500kg Breaking Strain (1,500kg WLL)

**Model No.: AQ16G (250m)**



## JETLINE/MOUSING LINE/BLOWING TWINE

### Paktwine Premium Lashing

- Manufactured from Virgin PP for high strength and durability
- 2830 tex 1/350, available in 2 x 1300m spools per pack
- Applied break force of 110kg
- Supplied in white colour, soon to be supplied in orange

**Model No.: LAS0111M**





## HIGH FORCE COMPOSITE-DOUBLE BRAIDED CABLE PULLING ROPE (MADE IN USA)

**PELICAN ROPE**  
The Most Trusted Name in Rope™



With shock absorption properties similar to nylon and a higher tensile strength than either nylon or polyester, this rope offers even balance and excellent resistance to abrasion, sunlight and most common chemicals.

### DETAILS

- Double-braided inner core with double-braided outer jacket
- Rot and mildew resistant.
- Factory spliced eyes at both ends.
- Lowest stretch
- Select a rope with a maximum rated capacity that meets or exceeds the cable Puller's maximum capacity.
- White rope with green tracer for easy identification
- Supplied on heavy-duty plastic or wooden reel



Spliced Eye C/W Chafe Guard Each End



Note: 10x12mm dia pulling ropes can be found on page 127.

### SPECIFICATIONS

Model No.	Rope Diameter	Rope Length	Average Breaking Strength*	Weight
	mm	m	kN	Kg
4N-180-03S	14.3	91	54.6	12.7
4N-180-06S	14.3	182	54.6	28.6
4N-180-12S	14.3	365	54.6	59.0
4N-240-03S	19.1	91	114.5	26.3
4N-240-06S	19.1	182	114.5	51.3
4N-240-12S	19.1	365	114.5	104.3
4N-240-001	19.1	500	114.5	142.9
<b>SUITS GREENLEE 31466 CABLE PULLER</b>				
4N-280-03S	22.2	91	134.1	40.8
4N-280-06S	22.2	182	134.1	80.7
4N-280-12S	22.2	365	134.1	163.3
4N-280-001	22.2	500	134.1	223.7
<b>SUITS GREENLEE 00813 &amp; 00814 CABLE PULLER</b>				

\* Working Load Limit is 5:1 for Lifting and 3:1 for Pulling applications of "Break Strength" unless otherwise specified by manufacturer, local authority, procedure or guideline

**NOTE: Longer rope lengths available on request**



## HIGH TECH UTILITY CABLE PULLING & STRINGING ROPE (MADE IN USA)

**PELICAN ROPE**  
The Most Trusted Name in Rope™



### HIGH STRENGTH 12-STRAND DYNEEMA – the world's strongest fibre

All DYNEEMA Ropes are light blue urethane coated for extra abrasion resistance

**This high performance rope is the first choice of top Industrial and Utility professionals**

Unaffected by Oil and Common chemicals, this high strength rope is easily spliced, exhibits low flex fatigue, near zero creep, excellent abrasion resistance with a low elongation-to-break ratio. Load sharing and staggering failure built in can eliminate dangerous backlash.

Dyneema is Kilo for Kilo, **10 times stronger than steel and 33% lighter than Nylon with over 3x the strength of Polyester** or Nylon. Additional protection is provided by our urethane coating, Eyes are professionally hand-Spliced along with polyester chafe guards. Break strength remains constant in wet or dry conditions making this the perfect choice for cable pulling and stringing operations mooring and towing lines, offshore positioning ropes, yachting lines, commercial fishing ropes, round-slings and tree climbing lines. With a specific gravity of 0.98, this rope floats!



### DETAILS

- Low Flex Fatigue
- Near Zero Creep
- High UV resistance
- Floats on Water
- Eliminate Backlash
- 6% Elongation at Break
- Excellent Abrasion Resistance
- 3x Stronger than Polyester or Nylon
- Specify length when ordering

### SPECIFICATIONS\*

Model No.	Rope Dia. (mm)	Break strength* (kg)	Weight per 30m (kg)
7DP-120	9.5	5,227	1.18
7DP-100	7.9	8,181	1.64
7DP-140	11.1	10,900	2.09
7DP-160	12.7	13,636	2.90
7DP-180	14.3	17,272	3.40
7DP-200	15.9	23,181	4.10
7DP-240	19.1	28,181	5.85
7DP-280	22.2	40,909	8.45
7DP-320	25.4	50,000	10.00

### IMPORTANT INFO

**For UG pulling applications we recommend a double braided outer jacket be applied. This protects your quality rope from dirt ingress, cuts and abrasions. Double braided covers are also required for gripping on capstan style drums, Dyneema can only be used on a capstan style winch with a double braided cover.**

**\* Working Load Limit is 5:1 for Lifting and 3:1 for Pulling applications of "Break Strength" unless otherwise specified by local authority, procedure or guideline**

## FLAT, GROUND & RAISED ROLLERS

All units chrome zinc plated finish and choice of polypropylene or aluminium roller.



**FGR/FGRA Series  
Flat Ground Roller**

Small and cost effective unit to use in flat conditions. The frame features three holes either side for mounting to walls or cable trays, etc.



**NTR/NTRA Series  
Flat Trench Roller**

A durable trench roller guide that can also be turned on its side for corner pulls. The roller is placed behind the direction of pull and is offset from centre to reduce the possibility of tipping forward during pulling operations.



**RTR/RTRA Series  
Raised Trench Roller**

This trench roller guide is designed for instances where an existing cable or conduit is in place. The roller is placed behind the direction of pull and is offset from centre to reduce the possibility of the roller tipping forward during pulling operations.

Model No.	Dimensions (mm)	Roller Type	Replace Roller Model	WLL* (kg)	Max Cable (mm OD)	Weight (kg)
<b>FGR-140</b>	250 x 240 x 130	Polypropylene	<b>PR-140</b>	300	150	1.80
<b>FGRA-140</b>	250 x 240 x 130	Aluminium	<b>ALR-140</b>	1000	150	3.20
<b>FGRA-205</b>	285 x 240 x 150	Aluminium	<b>ALR-205</b>	1500	195	5.10
<b>NTR-120</b>	330 X 170 X 150	Polypropylene	<b>PR-140</b>	500	150	1.20
<b>NTRA-120</b>	330 X 170 X 150	Aluminium	<b>ALR-140</b>	1000	150	2.80
<b>NTRA-205</b>	330 x 225 x 170	Aluminium	<b>ALR-205</b>	1500	195	5.00
<b>RTR-140</b>	330 x 220 x 250	Polypropylene	<b>PR-140</b>	500	150	2.10
<b>RTRA-140</b>	330 x 220 x 250	Aluminium	<b>ALR-140</b>	1000	150	3.10
<b>RTRA-205</b>	330 x 270 x 250	Aluminium	<b>ALR-205</b>	1500	195	5.30

\*WLL 2:1 Safety Factor

ALR Series: Aluminium roller with sealed bearings to suit cables up to ø150mm (ALR-140) & ø195mm (ALR-205).

PR-140: Plastic roller with bearings to suit cables up to ø140mm.


## CURVED & CORNER TRENCH ROLLER GUIDES

Solid construction trench roller guides for manholes with provisions to peg the units down. Rollers supplied with twin internal bearings. Zinc plated finish on all units.



**TRGM-140-3A45**

45° Curve



**TRGM-140-900R**

45° Curve - Large



**TRGM-140-4A90**

90° Corner (Adjustable rollers, can be set on side)

Model No.	Dimensions (mm)	Angle (°)	Bend Radius (mm)	No. of Rollers	Max Cable (mm OD)	Weight (kg)
<b>TRGM-140-3A45</b>	590 x 230 x 220	45	500	3	150	9.60
<b>TRGM-140-900R</b>	820 X 230 X 245	45	900	4	150	12.50
<b>TRGM-140-4A90</b>	690 x 690 x 200	90	-	4	150	15.00





## MANHOLE ROLLER GUIDE

These manhole roller guides can sit either on top of the manhole edge or even be set up in the manhole for corner pulls. Rollers supplied with sealed bearings and will suit cables up to 150mm in diameter (replacement roller only ALR-140). Chrome zinc plated finish.



**TRGM-100**  
Single Roller



**TRGM-100-2**  
Twin Roller



**TRGM100-3**  
Triple Roller

Model No.	Dimensions (mm)	Roller Type	No. of Rollers	Max Cable (mm OD)	Weight (kg)	WLL (kg)
<b>TRGM-100</b>	300 X 200 X 205	Aluminium	1	150	5.30	1000
<b>TRGM-100-2</b>	420 X 200 X 195	Aluminium	2	150	7.60	1000
<b>TRGM-100-3</b>	420 X 200 X 220	Aluminium	3	150	11.50	1000

## PMCG & PMRG SERIES PIVOTING MANHOLE GUIDES

Pivoting manhole cable guide which uses a slipper or roller to allow easy passage of cable laying and centre. Chrome zinc plated finish on all units.



**PMCG Series**  
Pivoting Slipper Guide



**PMRG Series**  
Pivoting Roller Guide



Model No.	Dimensions (mm)	No. of Rollers	Suits Cable (mm OD)	Suits Conduit (mm OD)	Weight (kg)
<b>PMCG-080</b>	380 x 200 x 210	-	-	80	4.00
<b>PMCG-100</b>	390 x 200 x 240	-	-	100	4.60
<b>PMCG-125</b>	420 x 200 x 270	-	-	125	5.00
<b>PMCG-150</b>	450 x 200 x 280	-	-	150	5.60
<b>PMRG-080</b>	450 x 200 x 310	3*	105	-	9.40
<b>PMRG-140</b>	450 x 200 x 310	3*	150	-	11.70

\* Replacement roller ALR-115 suitable for 105mm OD cables



## LIGHT WEIGHT UNDERGROUND CABLE ROLLER

Underground cable roller for the installation of power or communication cables.

### FEATURES

- Quality German made
- Lightweight polypropylene frame
- Lightweight and shock resistant
- For up to 132mmOD cable
- Sealed ball bearings
- Multiple function design with interlocking stake holes
- Shaped for interlocking storage



Model No	Description	WLL (kg)	Dimensions LxWxH (mm)	Max Cable OD (mm)	Weight Each (kg)
14211	Plastic Cable Roller	500	345x229x195	132	2.2

## STACKABLE GALVANIZED STEEL CARRY FRAME

Strong steel frame for transportation and storage of 6 rollers.

Model No	Description	Dimensions (mm)	Weight (kg)
08255	Carry Cage for 6 x # 14211	400x250x750	6.0
14211-KIT	Carry Cage + 6 Rollers	400x250x750	19.2



## RE-USEABLE ANCHOR PINS


- Used to secure rollers into the ground.
- Comes with off-set pull ring so it does not get damaged by hammering into the ground. All made from steel with zinc plating (shown below shown painted).

Model No	Description	Dimensions (mm)	Weight (kg)
01280	Anchor Pin c/w Pull Ring	800x16	1.1






## CABLE TRAY ROLLERS (ALL ROLLERS HAVE ROLLER BEARINGS)



CTR-140



CTR-140




CTR-50



CTR-60C-5R



CTR-165X



CTR-360



CTR500-15R

Model No.	Description	Roller Size mm	Roller Type	Weight (kg)
CTR-140	CABLE TRAY ROLLER GUIDE	150mm OD Max Cable, 600mm rung arms	Nylon	3.4
CTRA-140	CABLE TRAY ROLLER GUIDE	150mm OD Max Cable, 600mm rung arms	Aluminium	4.8
CTR-50	CABLE TRAY ROLLER, BI-DIRECTIONAL	Cable up to 60mm OD	Plated	5.1
CTR-60C-5R	CABLE TRAY ROLLER	5 Tube Rollers 80mm Cross Section WLL 200kg 3:1 Safety Factor	Plated	4.7
CTR-165X	CABLE TRAY ROLLER	165mm OD Cross Section	Plated	7.0
CTR-360	CABLE TRAY ROLLER	42 x 110mm Roller	Plated	3.6
CTR500-15R	90° Angle with Vertical & Horizontal Rollers		Plated	15.0

## LONG FEEDING TRENCH ROLLER GUIDES

These units are ideal as a run off roller for large cable installations. All rollers have bearings.



TRGM-1000

Standard Unit, Chrome Zinc Plated Finish



TRGM-700

Aluminium Roller & Framework to keep weight down, provisions for fixing down



TRGM1000-2R

Two 45° Angle Rollers to keep cable laying direction, provisions for fixing down, Chrome Zinc Plated Finish

Model No.	Dimensions (mm)	Angle (°)	Roller Length (mm)	No. of Rollers	Rollers (mm OD)	Weight (kg)
TRGM-1000	1010 x 250 x 155	0	1,000	1	76	17.60
TRGM-700	890 x 220 x 320	0	700	1	100	8.00
TRGM1000-2R	1065 x 120 x 535	45 (2x)	640	2	42	15.00





## TCR SERIES TRENCH CORNER ROLLERS

Hearthill's TCR series are manufactured with mild steel components to ensure a long lasting durability for heavy cable hauling. Complete with pressed sealed bearings in rollers. These units will dramatically reduce the friction and drag around all bend radiuses depending on the configuration. The TCRI-60-230 is the inverted trench corner roller which eliminates cables riding up on the standard TCR. Zinc plated finish and supporting frame features laser cut holes for bolting down.



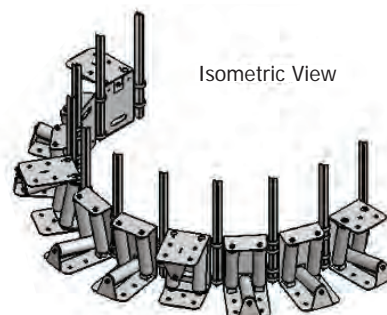
**TCR60-230**  
Standard



**TCRI60-230**  
Inverted



**TCR78-300**  
For Larger Cables



Isometric View

Model No.	WLL (kg)	Dimensions (mm)	Type	No. of Horizontal Rollers	No. of Vertical Rollers	Rollers (mm OD)	Weight (kg)
TCR60-230	2,000	320 x 305 x 290	Standard	2	1	60	9.70
TCRI60-230		320 x 305 x 290	Inverted	1	2	60	10.30
TCR78-300		330 x 165 x 330	Large	1	1	60	13.80

Star picket guides are welded onto TCR60-230/TCRI60-230 and dynabolt holes on TCR78-300 for easy installation. Star pickets are optional extras and are supplied at 600mm long, Model No. SP-600.

## ROLLER & SPARE PARTS

Roller Spares for Hearthill Underground Equipment


**PLEASE NOTE:** Specialised Force supplies a full range of accessories please contact your nearest branch for other items not shown



### Spare Rollers



**VARIOUS ALUMINIUM ROLLERS**  
INCLUDING BEARINGS



**VARIOUS STEEL ROLLERS**  
INCLUDING BEARINGS




**VARIOUS NYLON/PLASTIC**  
ROLLERS

Custom sizes available.



**GATIC PIT LID LIFTERS**

Gatic Lifters		
Image		
Model No.	<b>31351</b>	<b>28871</b>
Description	D-HANDLE GATIC LID LIFTER	LONG HANDLE GATIC LIFTER
Dimensions (mm)	200 x 200 (h x w)	900 long
Weight (kg)	2.1	2.1
Features	<ul style="list-style-type: none"> <li>• Used for breaking the seal on Gatic® lids</li> <li>• Heavy duty cast construction</li> <li>• D-Handle lifters should be used to break seal prior to lifting lid</li> <li>• Medium duty, round handle</li> <li>• Suits all Gatic® style lids</li> <li>• Drop forged Gatic® bolt</li> <li>• All steel product</li> <li>• Fully welded construction</li> <li>• Zinc coated</li> <li>• Best used in pairs</li> </ul>	

**PIT & PILLAR TOOLS & ACCESSORIES**



Pit & Pillar Accessories		
		
Model No. PB-100	Model No. PK-500	Model No. PS21-26
PIT LID SEAL BREAKER	PIT LID LIFTER	PILLAR SPANNER 21 & 26mm

## HOOK SHEAVES 35.8kN WLL (MADE IN USA)


- Can be used with Greenlee cable puller.
- Strong, welded steel frames.
- Forged steel closure type hooks with 25.4mm opening.
- Sheaves are aluminium alloy with self-lubricating bearings.



Model No.	Greenlee Model No.	OD (mm)	Inside Radius (mm)	Width (mm)	Weight (kg)	WLL (kN)
00872	8012	305	98	127	12.7	35.8
00873	8018	458	178	152	19.9	35.8
00874	8024	610	251	165	30.3	35.8

## SPARE PARTS

Sheave Model No.	00872	00873	00874
Diameter (mm)	305	458	610
Description of Part	Model No..	Model No.	Model No.
Roll Pin	50700	50700	50700
Sheave Pin	00838	00846	00850
Sheave Pin Clip 50302	50302	50302	50302
Sheave Unit	00843	00844	00845
Yoke Frame	00854	00855	00856



THESE SHEAVES IDEAL FOR WORKING WITH GREENLEE ELECTRIC CABLE PULLERS. USE ROLLER SUITABLE FOR MACHINE CAPACITY, REFER PAGE 132-133

## HOOK SHEAVES (MADE IN USA)

- Strong, welded steel frames.
- Forged steel closure-type hooks with 25.4mm opening.
- 127mm wide aluminium alloy sheaves with self-lubricating bearings.

Model No.	Greenlee Model No.	OD (mm)	Inside Radius (mm)	Sheave Width (mm)	Weight (kg)	WLL (kN)
15324	650	152	38	127	4.0	17.8
15325	651	305	84	127	6.8	17.8
15326	652	457	178	127	11.3	17.8
15327	653	610	249	127	15.9	17.8

## SPARE PARTS

Sheave Model No.	15324	15325	15326	15327
Diameter (mm)	152	305	457	610
Description of Part	Model No.	Model No.	Model No.	Model No.
Sheave Pin	16797	16797	16797	16797
Sheave Pin Clip (2)	50302	50302	50302	50302
Sheave	15362	15358	15363	15364
Sheave Bushing (2)	16798	16798	16798	16798
Yoke Frame	16799	16800	16801	16802



15327

15324

## Model No. 17265 RIGHT ANGLE TWIN YOKE SHEAVE (MADE IN USA).

- Strong welded steel yokes.
- Forged steel closure type hook with wide aluminium alloy sheave with self-lubricating bearings.
- Yokes rotate independently to fit various setups.

### SPARE PARTS

Description of Part	Model No.
Sheave Pin	17266
Sheave Pin Clip (2)	50302
Sheave	15364
Sheave Bushing (2)	16798
Yoke Frame	17299

Model No.	17265
Greenlee Model No.	639
Opening	25.4
Min Radius (mm)	249
Sheave Width (mm)	127
WLL (kN)	17.8
Wt (kg)	20.4



17265



## Model No. 31569 TRIPLE SHEAVE CABLE GUIDE (MADE IN USA)

- Forged steel closure type hook with 38.1mm opening.
- Lightweight aluminium frame with adjustable centre sheave.
- Steel yoke is pinned for easy removal.

Model No.	Greenlee Model No.	Height (mm)	Length (mm)	Width (mm)	Adjustable Centre Sheave Radius (mm)	Sheave Width (mm)	Weight (kg)	WLL (kN)
31569	6036	555	610	187	495/914	127	12.7	28.9

31569



## CONVEYOR SHEAVES

- Welded steel frame with a series of sheaves to form a large radius
- Yokes with cast steel closure-type hooks with a 25.4mm opening
- 127 mm wide aluminium alloy sheaves
- Use with any cable puller with maximum pulling force of 17.8kN

Model No.	Greenlee Model No.	Description	No. of Sheave Wheels	Max Pull Force (kN)	Wt (kg)
26368	4024	610mm Sheave	6	17.8	24.5
26369	4036	915mm Sheave	8	17.8	27.0
26370	4048	1220mm Sheave	10	17.8	38.0

REPLACEMENT PARTS	
19185	Yoke Frame
15362	Sheave with Bearings
19186	Sheave Pin
50302	Sheave Pin Clip
31573	Sheave Pin



THESE SHEAVES IDEAL FOR WORKING WITH GREENLEE ELECTRIC CABLE PULLERS. USE ROLLER SUITABLE FOR MACHINE CAPACITY, REFER PAGE 133-134



## CS & CLS SERIES STANDARD & LOCKABLE CONDUIT SLIPPER GUIDE

Cable slippers protect cables from sharp corners of conduit during laying. They are robust and economical with much thicker material than the cheaper versions on the market. Zinc plated finish. CLS series are lockable.

Model No. *	Dimensions (mm)	Conduit Nom. OD (mm)	Bending Radius	Approx Equip OD (mm)	Weight (kg)
CS-050E	310 X 50 X 85	50	R100	42	0.50
CS-050T	310 X 50 X 85	50	R100	48	0.50
CS-063E	310 X 50 X 85	63	R100	48	0.50
CS-080	465 X 90 X 150	80	-	74	1.30
CS-100	560 X 110 X 180	100	R150	98	2.50
CS-125	720 X 140 X 230	125	R200	118	4.90
CS-150	750 X 160 X 250	150	R270	138	5.30
CLS-050E	310 x 130 x 150	50	R100	38	1.20
CLS-050T	310 x 130 x 150	50	R100	48	1.20
CLS-063	310 x 130 x 150	63	R100	48	1.20
CLS-080	410 x 160 x 250	80	R150	74	2.50
CLS-100	550 x 190 x 340	100	R200	98	4.60
CLS-125	680 x 220 x 410	125	R270	118	6.80
CLS-150	720 x 250 x 450	150	R270	138	7.20

\* "T" for Telecommunications Conduit or "E" for Electrical Conduit

ALWAYS MEASURE CONDUIT ID



CS Series



CLS Series





## FEEDING SHEAVES & GUIDES

### IFS SERIES IN-LINE BELL MOUTH

Placed inside conduit with "bell mouth" to aid with laying cables, also has spreader bolt to lock tight into conduit. Chrome zinc plated finish.

### FS SERIES LOCKABLE FEEDING SHEAVES

Lockable feeding sheave with roller (115/140mmOD) to aid the entrance and exiting of cables through conduits.

### FS-\*\*\*-4R LOCKABLE MULTIPLE ROLLER GUIDE

The quad roller is a multi-directional roller guide. This sheave has the added benefit of a hinged top roller for removal of cable and roller guide from conduit. Chrome zinc plated finish.

### FS-\*\*\*-4A90 LOCKABLE FEEDING SHEAVE WITH 4 ROLLERS IN 90° RADIUS

Lockable angled guiding rollers for inside manholes are set at 90° with a radius of 450mm. Suitable for directional changes within a manhole. The support frame rests against the wall offering added strength should the pull require it. Zinc plated finish on all with lockable with tension bolt.



Image	Model No. *	Dimensions (mm)	Conduit Nom. OD (mm)	Approx Equip OD (mm)	Weight (kg)
 IFS Series	IFS-050E	255 X 120 X 115	50	42	1.60
	IFS-050T	255 X 130 X 115	50	48	1.60
	IFS-063E	255 X 140 X 115	63	48	1.60
	IFS-063T	250 X 155 X 110	63	60	1.70
	IFS-080	250 X 200 X 140	80	74	1.80
	IFS-100	250 X 220 X 155	100	98	2.80
	IFS-125	250 x 240 x 165	125	118	3.20
	IFS-150	250 x 260 x 175	150	138	4.40
	IFS-200	290 x 270 x 220	200	190	7
 FS Series	FS-050E	370 X 160 X 180	50	38	2.90
	FS-050T	380 X 160 X 180	50	48	3.30
	FS-063E	380 X 160 X 180	63	48	3.30
	FS-063T	380 X 160 X 180	63	60	3.30
	FS-080	370 X 170 X 200	80	74	3.50
	FS-100	390 X 190 X 210	100	98	5.60
	FS-125	390 X 200 X 220	125	118	6.10
	FS-150	400 X 230 X 230	150	138	6.40
	FS-200	460 X 280 X 320	200	190	13.90
 FS-***-4R Series	FS-080-4R	360 x 200 x 170	80	74	5.20
	FS-100-4R	380 x 220 x 180	100	98	6.50
	FS-125-4R	390 X 230 X 260	125	118	7.00
	FS-150-4R	390 X 260 X 280	150	138	7.90
 FS080-4A90	FS080-4A90	900 X 620 X 260	80	74	12.20
	FS100-4A90	900 X 620 X 260	100	98	15.00
	FS125-4A90	900 X 620 X 260	125	118	15.00
	FS150-4A90	900 X 620 X 260	150	138	15.00
	FS200-4A90	900 X 620 X 260	200	190	23.80

\* "T" for Telecommunications Conduit or "E" for Electrical Conduit



## WBC SERIES WIRE CLEANING BRUSH

These wire brush cleaners are made with 22g wire strands and are complete with welded eyes at each end for pulling. For internal cleaning of ducts and conduits of debris. Galvanised finish.

Model No.	Dimensions OAL x W x H (mm)	Conduit Nom. OD (mm)	Brush Approx. OD (mm)	Wt (kg)
WBC-050	230 x 55 x 55	50	55	0.25
WBC-063	245 x 70 x 70	63	70	0.25
WBC-080	390 x 90 x 90	80	90	0.60
WBC-100	435 x 110 x 110	100	110	0.60
WBC-125	470 x 130 x 130	125	130	0.65
WBC-150	470 x 130 x 130	150	130	0.80
WBC-200	600 x 230 x 230	200	230	0.90




## CRC SERIES CONDUIT RUBBER CLEANER

The Conduit rubber cleaner (or Squeegee) is manufactured with four rubber squeegees and a pulling eye at each end for hauling. Large debris should be removed first with WBC wire brush then with CRC to remove finer sediment like gravel and mud, etc. Zinc plated finish on metal components. For conduits below 80mm please specify whether it is to service a telecommunication or electrical conduit.

Model No. *	Dimensions OAL x W x H (mm)	Conduit Nom. OD (mm)	Cleaner Approx. OD (mm)	Wt (kg)
CRC-050E	160 x 46 x 46	50	46	0.25
CRC-050T	160 x 53 x 53	50	53	0.25
CRC-063E	160 x 58 x 58	63	58	0.25
CRC-063T	160 x 66 x 66	63	60.0	0.30
CRC-080	250 x 85 x 85	80	85	1.05
CRC-100	250 x 107 x 107	100	107	0.80
CRC-125	250 x 130 x 130	125	130	1.00
CRC-150	250 x 148 x 148	150	148	1.15
CRC-200	250 x 205 x 205	200	205	1.85

\* "T" for Telecommunications Conduit or "E" for Electrical Conduit



## DPM SERIES CONDUIT PROVING MANDRELS

Proving mandrels are used to test the circular integrity of a conduit after back filling. Made from high density polyethylene for long durability and inherent lubricity. Each DPM is assembled with galvanised wire rope and aluminium ferrules to create an eye at each end for fixing of rope for hauling.

Model No. *	Dimensions OAL x W (mm)	Conduit Nom. OD (mm)	Mandrel Approx. OD (mm)	Wire OD (mm)	Mandrel Length (mm)	Wt (kg)
DPM-014T	24 x 14	^	14	^	^	< 0.5
DPM-018T	30 x 18	^	18	^	^	< 0.5
DPM-024T	40 x 24	^	24	^	^	< 0.5
DPM-028T	45 x 28	^	28	^	^	< 0.5
DPM-032T	55 x 32	^	32	^	^	< 0.5
DPM-038T	60 x 38	^	38	^	^	< 0.5
DPM-050E	270 x 40	50	40	6	80	0.15
DPM-050T	270 x 47	50	47	6	80	0.15
DPM-063E	350 x 52	63	52	8	100	0.30
DPM-063T	350 x 60	63	60	8	100	0.35
DPM-080	500 x 74	80	74	10	180	0.95
DPM-100	500 x 90	100	90	10	180	2.00
DPM-125	565 x 118	125	113	12	245	2.85
DPM-150	565 x 130	150	130	12	245	3.20
DPM-200	600 x 184	200	184	12	280	4.50

\* "T" for Telecommunications Conduit or "E" for Electrical Conduit

^ Specifications on demand







## RS SERIES RUBBER SLUG

The Rubber slug is use to spread cable lubricant or gel through a conduit. Supplied in sizes to suit conduits from 50mm to 200mm. Zinc plated finish.

Model No. *	Dimensions OAL x W (mm)	Conduit Nom. OD (mm)	Slug Approx. OD (mm)	Wt (kg)
RS-050E	50 x 46	50	46	0.15
RS-050T	50 x 53	50	53	0.15
RS-063E	50 x 58	63	58	0.30
RS-063T	60 x 66	63	66	0.35
RS-080	80 x 85	80	85	0.95
RS-100	100 x 107	100	105	2.00
RS-125	100 x 130	125	130	2.85
RS-150	100 x 148	150	149	3.20
RS-200	170 x 205	200	205	1.05

\* "T" for Telecommunications Conduit or "E" for Electrical Conduit



## CABLE & FIBRE PULLING LUBRICANTS

**Polymer-based, no silicon lubricant offers lower friction and easier pulling.**

- Compatible with all cable insulation types.
- Cleans up quickly. Non-staining.
- Higher lubricity than competitive products.
- Will not cement itself to the pipe.
- Dries slowly.
- Can be applied by hand or pump.
- Will not break down or separate after exposure to heat or cold.
- Environmentally safe/non-hazardous.
- Completely soluble in water



Size examples



Model No.	Description	Volume (L)	Weight (kg)	Viscosity (CPS)	Ph Range	Average Cof
35211	Cable-Gel Squeeze Bottle	0.95	1	8,000 -12,000	7.0-8.0	0.18
35212	Cable-Gel Tub	3.79	3.9	8,000 -12,000	7.0-8.0	0.18
35213	Cable-Gel Bucket	18.93	20.4	8,000 -12,000	7.0-8.0	0.18

MSDS (Material Safety Data Sheet available upon request)

## BLC SERIES BALLOON LINE CARRIERS

For use with blower (EBK).

Model No.	For Conduit (mm)
BLC-050	50
BLC-063	63
BLC-080	80
BLC-100	100
BLC-125	125
BLC-150	150
BLC-200	200



## ELECTRIC BLOWER KIT

This high volume, low pressure blowing system is used to blow a balloon type bag attached to a draw line or string down a conduit. The draw line is then used to pull a heavier hauling rope back to your start position. This system can easily rope a 100mm conduit 300-500 metres. Dual stage motors, 230VAC/50Hz Electric Power Blower. 1300W delivering approximately 3.5 cubic metres of air per minute.



### EBK2-130K KIT INCLUDES:

- 1 x Blower EBK2-1300
- 5m x 50mm hose EBP-5M50
- 1 x Hand-Gun EBH-30
- 1 each Conduit Seal-Offs Refer below table for sizes

Model No.	Description
ECS-12	Conduit seal off for 12 to 40mm
ECS-50	Conduit seal off for 40 to 70mm
ECS-110	Conduit seal off for 70 to 160mm
EG-3, EG-5, EG-7	Rope Grommets 3/5/7mm

Model No.	Description
EBK2-130K	Complete Blowing Kit
EBK2-1300	Blower Unit Only (11.9kg)



Rope Grommets

## CRB SERIES CONDUIT ROPE BLOWER

This pneumatic conduit seal off was designed so to eliminate the need for multiple size seal off plugs, the tapered head for allows use on 40-150mm conduit (170mm at largest point so suitable for 150mm conduit bell end). Suitable for blowing 6mm Tesltra rope (Parramatta) on longer runs or jet line or twine on smaller runs. Made from 316 grade stainless steel with solid polyurethane cone. It requires a large compressor to operate (2.1cm<sup>3</sup> 75 CFM minimum) with 3/4" Claw Air Fitting (Minsup A). CRBA-125 has an angled end to tight spots or pits.

Model No.	Suits Conduit (mm)	Length (mm)	Weight (kg)
CRB-150	50-150	630	4.1
CRBA-125	40-125	550	3.2



CRBA-125



CRB-150



SCAN & PLAY



## CONDUIT SEAL OFFS & ROPING GUN

The air roping system is used when long distances of conduit or sub duct require a draw line to be installed. A standard compressor of around 175cfm/4.9cm3 or more is suitable for this job. The rubber seal offs are compressed inside the end of the conduits to avoid blow back and if further grip to the conduit is required additional rubber seal offs can be added to increase the hold on the ID of the conduit due to back pressure created with distance and water head pressure. Hand gun is complete with stainless steel ball valve, type-B connector and 3 x rope grommets to suit 3, 5 and 7mm draw lines. The connecting claw to the compressor hoses has the required safety feature for the locking clips. There are a series of seal offs ranging from 40-200mm whilst larger can be manufactured upon request.

Model No.	For Conduit (mm)
CSO-040	40
CSO-050	50
CSO-063	63
CSO-080	80
CSO-100	100
CSO-125	125
CSO-150	150
CSO-200	200



CSO-XXX  
Conduit Seal Off



Rope Grommets



PRG-300  
Pressure Roping Gun Shown  
with Seal Off (not included)

## PRK-400 CONDUIT GUN KIT

Kit supplied with hand gun (PRG-300), 3 rope grommets and 50, 80, 100, 125 and 150 conduit seal offs.

Model No.
PRK-400
EG-3, EG-5, EG-7 (Rope Grommets 3/5/7mm)

Kit supplied with hand gun (PRG-300), 3 rope grommets and 50, 80, 100, 125 and 150 conduit seal offs.



## OCCUPIED CONDUIT ROPE BLOWING GUN

Used for blowing Parramatta rope/Telstra rope or blowing twine/jet twine through 50mm (OCSO-050) and 100mm Ø (OCSO-100) nominal conduits already occupied with cables. Requires a large compressor to operate (2.1cm3 75 CFM minimum) with 3/4" Claw Air Fitting (Minsup A).



OCSO-050



OCSO-100





## CONTINUOUS FIBREGLASS RODS COILS

Quality- Australian Made.

**Continuous coils of fibreglass rod, ideal for long distance rodding of ducts or conduits.**

The rod includes a 1mm tracer wire in the centre and a 1.5mm layer of UV stabilised polyethylene sheathing for added protection and durability.

The set comes complete with a stand fitted (the 9mm & 11mm are supplied with wheels\*\*) and a drag brake for holding the rod during operation, a threaded male fitting and removable eye on the outward end and a fixed eye on the inner end. The 9mm & 11mm also include a joining kit which consists of 2 joiners, 1 replacement eye, threaded end, glue and fitting instructions.

## SIZES AND LENGTHS (All Sizes Include Trace Wire)

Model No.	Description	Length (m)	Dimensions (mm)	Wt (kg)	Replacement Rod
<b>FRD5-40*</b>	5mm Fibreglass Rodder	40	415x190x450	4.7	<b>FRR5-40</b>
<b>FRD5-80*</b>	5mm Fibreglass Rodder	80	415x190x450	5.1	<b>FRR5-80</b>
<b>FRD7-75*</b>	7mm Fibreglass Rodder	75	650x250x800	8.3	<b>FRR7-75</b>
<b>FRD7-125*</b>	7mm Fibreglass Rodder	125	650x250x800	13	<b>FRR7-125</b>
<b>FRD7-150*</b>	7mm Fibreglass Rodder	150	650x250x800	16	<b>FRR7-150</b>
<b>FRD9-150**</b>	9mm Fibreglass Rodder	150	800x450x1050	31	<b>FRR9-150</b>
<b>FRD9-200**</b>	9mm Fibreglass Rodder	200	800x450x1050	37	<b>FRR9-200</b>
<b>FRD11-200**</b>	11mm Fibreglass Rodder	200	1000x500x1250	55	<b>FRR11-200</b>
<b>FRD11-250**</b>	11mm Fibreglass Rodder	250	1000x500x1250	64	<b>FRR11-250</b>
<b>FRD11-300**</b>	11mm Fibreglass Rodder	300	1000x500x1250	73	<b>FRR11-300</b>









\* FREE STANDING

\*\* INCLUDE SEMI-PNEUMATIC WHEELS





## ACCESSORIES – Available for 5mm, 7mm, 9mm & 11mm rods

								
Model No.	FEE-05 & FEE-7-11	SE9-11	RG-5, RG-7 & RG-9-11	ME-05, ME-07, ME-09, ME-11	JS-05, JS-07, JS-09, JS-11	SL-5, SL-7, SL-9, SL-11	FL9-11	PR040B
Description	Female End Fitting for 5, 7, 9, 11mm Rod	Swivel Eye for 9 & 11mm Rod	Roller Guide for 5mm, 7mm & 9-11mm Rod	Male End for 5, 7, 9 & 11mm Rod	Joiner for 5, 7, 9 & 11mm Rod	Spring Leader for 5, 7, 9 & 11mm Rod	Fibreglass Leader for 9 & 11mm Rod	Replacement Rollers for FRD9/11

## JOINER FIXING KITS

Repair Kit Model No.	Rod OD (mm)	Each Kit Contains	
		QTY	Description
JK-05	5	2	Joiner Sleeves
JK-07	7	1	Male End Fitting
JK-09*	9	1	Female End Fitting with Eye
JK-11*	11	1	Fitting Instruction
		2	Epoxy Glue, Mixing Sticks & Sheets, Sandpaper Strips (Model No. FRDG)



\*Joiner Fixing Kit Supplied as standard with 9mm & 11mm Rodders.

## POLYCARBONATE HAND RODS – Available 22mm Diameter x 3m Lengths

					<b>Model No.</b> <b>PHR-223M</b>	<b>Model No.</b> <b>PHR-22FL</b>	<b>Model No.</b> <b>PHR-22M</b>
					<b>Model No.</b> <b>PHR-223M</b>	<b>Model No.</b> <b>PHR-22ML</b>	<b>Model No.</b> <b>PHR-22F</b>
					<b>Model No.</b> <b>PHR-223M</b>	<b>Model No.</b> <b>PHR-22GH</b>	<b>Model No.</b> <b>PHR-22C</b>

Model No.	Description
PHR-223M	22mmOD Polycarbonate Hand Rods, 3m L, 0.9kg each. Fitted with M&F Brass End Couplers
PHR-22C	Plastic Hand Crank Rod
PHR-22F	Hand Rod Female Fitting
PHR-22FE	Female End with Eye
PHR-22M	Hand Rod Male Fitting
PHR-22ME	Male End with Eye
PHR-22FL	Bullet Leader Male
PHR-22ML	Bullet Leader Male
PHR-22GH	Grappling Hook Male Ends

All Accessories available as with the Fibreglass Rodders.



Australian made Cable Drum Handling equipment to accommodate all sizes and types of Drums, for workshop and worksite operation.



### CABLE DRUM RAMPS Model No. DRR-1000

- Lightweight and transportable
- Folds flat for storage and transport
- Suits a wide range of Cable Drums 450-1,700mm in diameter
- Used in Industrial situation on flat ground
- Includes a safety bar, to stop the drum rolling off

Model No.	Description	Min/Max Drum Diameter (mm)	WLL (kg)	Weight (kg)
<b>DRR-1000</b>	CABLE DRUM RAMP	450/1700	1000	28 pair
Dimensions (mm)		1350 x 210 x 250 (LxWxH)		
Folded Dimensions (mm)		750 x 210 x 250 (LxWxH)		



DRR-1000 Shown Folded

### CABLE DRUM TROLLEY Model No. CDT-500

- Lightweight and transportable
- Folds flat for storage and transport
- Four Mounting Positions Suits a range of cable drums
- Used in Industrial situation with powder coated finish
- Includes two pneumatic wheels and one solid plastic wheel with brake
- Axle and four retaining collars

Model No.*	Description	Usable Axle Length (mm)	Axle Diameter (mm)	Drum Diameter (mm)		WLL (kg)	Weight (kg)
				Min	Max		
<b>CDT-500</b>	CABLE DRUM TROLLEY	900	50	750 Lowest Position	1500 Highest Position	250	42
Dimensions (mm)		1745 x 1285 x 1000 (LxWxH)					
Folded Dimensions (mm)		1340 x 1285 x 335 (LxWxH)					



CDT-500 Folds Down for Storage & Transport



Optional winding handle model available with drum fixing arm

### CABLE DRUM CADDY Model No. CDC-150

- Lightweight and transportable
- A combination of Rolled arches, self-lubricating Acetyl blocks and a cranking ratio of 7.9:1, aid with the lifting of cable drums
- Lifts drums up to 1200mm W x 950mm diameter
- Includes a Rubber/plastic wheel and two swivel wheels with brakes at the rear and 60mm Axle and two retaining collars

Model No.	Description	Max Drum Diam. (mm)	Max Drum Width (mm)	WLL kg	Weight Kg
<b>CDC-150</b>	CABLE DRUM CADDY	950	1200	150	40
Dimensions (mm)		1410 x 1300 x 855 (LxWxH)			



CDC-150

### EASY ROLLER Model No. 52055384

- Robust yet lightweight design- zinc plated steel and spray coated
- Ramp with little down-grade for easy winding and unwinding
- Adjustment of castors to the diameter of cable drums
- Castor with integrated side guidance.
- Easy roller is already completely mounted (no mounting required)

Model No.	Description	Drum Diam. (mm)	Load (kg)	Weight (kg)
<b>52055384</b>	EASY ROLLER	200-700	250	11
Dimensions (mm)		605 x 710 x 95 (LxWxH)		



52055384





Australian made Cable Drum Handling equipment to accommodate all sizes and types of Drums, for workshop and worksite operation.

## CABLE DRUM LEVER Model No. DL-150

- Lightweight and transportable
- Cable Drum Frame utilises a leverage of approximately 6:1 to aid with the lifting
- Lifts drums up to 1500mm OD x 1000mm wide
- Includes a 50mm Axle and two retaining collars
- Ideal for factory or workshop environment

Model No.	Description	Dimensions (mm)	Max Drum Diameter mm	Max Drum Width mm	WLL Kg	Weight kg
DL-150	CABLE DRUM LEVER	1780 x 1260 x 830 (LxWxH)	1400	970	150	25



## ROPE STAND Model No. CRS-290

- Lightweight and transportable
- Folds flat for storage and transport
- Useable axle length 800mm
- Used in Industrial situation with powder coated finish
- Includes zinc plated axle 33mm OD

Model No.	Description	Dimensions (mm)	Drum Width mm		Weight kg
			Min	Max	
CRS-290	CABLE REEL STAND	1780 x 1260 x 830 (LxWxH)	SMALL BUILDERS CABLE DRUMS*		5.8

\*Maximum 700mm

Dimensions (mm)	900 x 531 x 400 (LxWxH)
Folded Dimensions (mm)	900 x 531 x 140 (LxWxH)



50Kg WLL

## ROPE CADDY Model No. CRC-600

- Lightweight and transportable
- Suitable for Workshop & Worksite applications
- Axle 90mm OD
- Complete with drum seated on grease able bearings, crank handle and two pneumatic wheels for mobility over rugged terrain
- Frame is powder coated, barrel zinc plated finish
- Manufactured with mandrel bent pipe work for maximum strength

Model No.	Description	Max Drum Width mm	Weight kg
CRC-600	CABLE DRUM CADDY	500	30
Dimensions (mm)		800 x 930 x 1090 (LxWxH)	
Capacity		2,100m of 6mm rope, 1,300m of 8mm rope, 550m of 12mm rope, 320m of 16mm rope	



CRC-600

## ROPE STAND Model No. RS-2419

- Axle 50mm OD
- Simple but very rigid stand to suit drums of rope or cabling. C/W washer and snap lock pin to retain drums. Black powder coated finish


Model No.	Description	Dimensions (mm)	Max Drum Width mm	Max Drum OD mm	Weight kg
RS-2419	ROPE STAND	590 x 500 x 366 (LxWxH)	480	600	11.8

RS-2419  
60Kg WLL



Australian made Cable Drum Handling equipment to accommodate all sizes and types of Drums, for workshop and worksite operation.

**CABLE DRUM SCISSOR LIFT MODEL No. SLS Series**



SLS1-2T Shown with cable drums mounted

- Manoeuvrable and transportable
- Designed for rugged use
- Well suited for uneven ground as the individual lifting screws can be adjusted separately
- Sealed directional bearings (insert) aid the ease of lifting and lowering of cable drums
- Two stands with wheels for transportation, and placement collars to retain drums and a ground joining bar for rigidity during operation
- Stamped and registered load bearing axle
- Winding via spin handle
- Includes Operating Instructions, WLL labelling and Compliance Certificate

Model No.	Description	Kit Contents	Drum Dia mm Max	Useable Drum Axle Length (mm)	Drum Axle Dimensions [Diam x Length] (mm)	Joining Bar Dimensions (mm)	WLL Kg	OAL (mm)	Width (mm)	Max Angle (°)	Max Height (mm)
SLS0.5T	SCISSOR LIFT DRUM SET	2 x Complete Stands with Rubber Wheels	1200	1000	50 x 1500 (DA15-50)	Not Supplied	500	1000	200	55	670
SLS1-2T		1 x Stamped & Registered Drum Axle	1600	1700	60 x 2300 (DA23-60)	60 x 2300 (DA23-60J)	2000	1380	400	55	925
SLS3-4T		1 x Ground Joining Bar (SLS1- 2 & SLS3-4 Only) 2 x Retaining Collars	2600	2000	90 x 2300 (DA23-90)	90 x 2300 (DA23-90J)	4000	1780	400	60	1330



SLS0.5T shown with rope drum



SLS0.5T shown locked together for storage



Shipping Dimensions, both kits contain a Carton on Pallet & Skid with Axle.

Model No.	Dimensions (mm)		Weight (kg)	
	Carton on Pallet	Skid with Axles	Carton on Pallet	Skid with Axles
SLS0.5T	1000 x 200 x 150	2300 x 150 x 120	38	30
SLS1-2T	1400 x 710 x 370	2500 x 180 x 150	90	40
SLS3-4T	1850 x 500 x 550	2500 x 200 x 180	120	50

Cones & Collars available to suit:


Model No.	Axle OD	Cones Model	Collars Model
SLS1-2T	60	DAC-060	DSC-060
SLS3-4T	92	DAC-090	DSC-090





## TELESCOPIC PORTABLE DRUM STAND

- Lightweight and transportable
- Disassemble for storage and transport
- Suits a wide range of Cable Drums
- Used in Industrial situation on flat ground
- 2 x side frames complete with roller assemblies and safety latch to encapsulate the drum axle
- Telescoping arm for pre-setting height and a screw thread to lift the cable drum
- 10 positioning holes and easy wind height adjustment
- Includes Axle, cones and two retaining collars



PORTABLE CABLE  
DRUM STAND  
Model No. TDS-1200

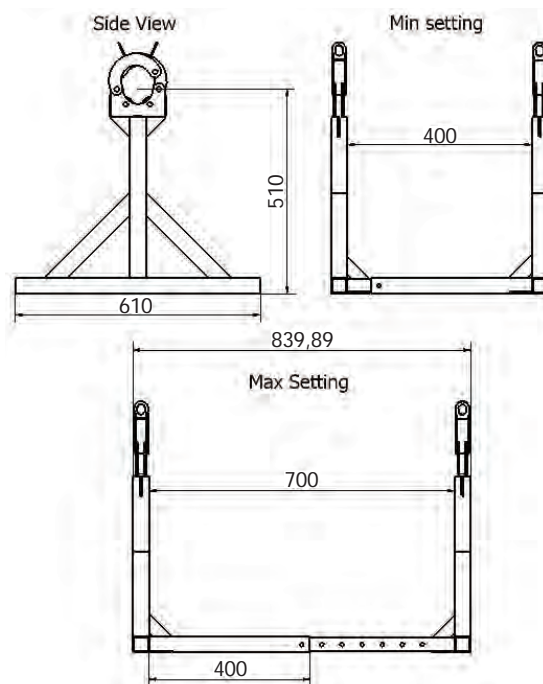
Model No.	Description	Drum mm		Min Height (mm)	Max Height (mm)	Included Axle (mm) OD x Length	Usable Axle Length (mm)	WLL kg	Weight Kg
		Min Diameter	Max Diameter						
TDS-1200	TELESCOPIC DRUM STAND	1100	1500	550	750	50 x 1600	1250	1200	8.9 (each stand) / 7.7 Axle 25.5 (complete)
Complete Dimensions (mm)				400 x 1600 x 850 (LxWxH)					
Individual Stand Dimensions (mm)				420 x 400 x 640 (LxWxH)					

## MODEL No. SCDS-800 SERVICE CABLE DRUM STAND



OPTIONAL  
– Hydraulic Drive

EXTENDABLE WIDTH –  
With Pin



Drum stand for service cable reels. 2 cones and 2 collars included. Extendable length to accommodate wider drum sizes. Comes certified and can be custom made to suit various drum sizes. Chain and gearing is encased.

Model No.	WLL (kg)	Included Axle OD (mm)	Min/Max Drum Width with Collars Fitted (mm)	Max Drum Diameter (mm)	Width (mm)	Height Overall (mm)	Wt (kg)
SCDS-800	1500	50	400/700	900	610	630	25

## AXLE INCLUDED

Axle Description	Length (m)	Diameter (mm)	WLL (Tonnes)
Pipe	0.9	50	1.5





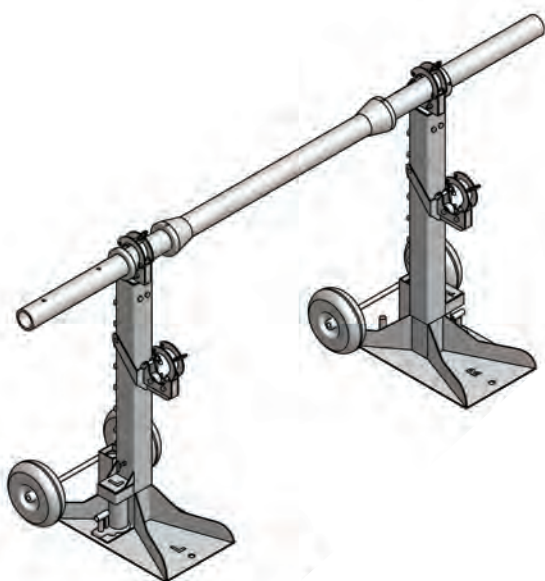
## 8T HYDRAULIC DRUM JACK STAND MODEL No. DJS-58T

- Durable and sturdy and ready for tough jobs (quality Japanese hydraulic bottle jacks)
- Manoeuvrable and transportable
- Rated plates marked with 8,000kg and supplied with test report
- Supplied standard with 90mm axle (DA28-90HB) 2 cones & 2 collars for securing the drum, special size axles available upon request (refer below)
- Supplied with two jack extensions which gives users an additional 250mm of lift
- Two frontal roller assemblies which slides in 10 x 100mm positions for smaller drums

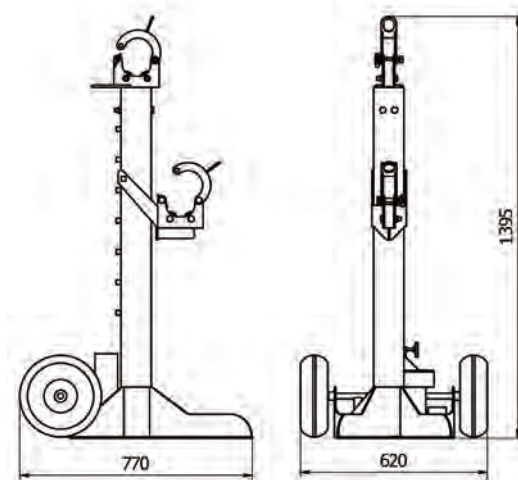
Model No.	Description	Drum Dia mm Max	Drum Width (mm)	WLL Kg
<b>DJSC-58T</b>	HYDRAULIC DRUM JACK STAND WITH BRAKE & FIXING ARM (SEE BELOW)	3300	1800	8000
<b>DJS-58T</b>	HYDRAULIC DRUM JACK STAND	3300	1800	8000

## OPTIONAL ACCESSORIES

Model No.	Description	Suits
<b>DB-900</b>	DISC BRAKE (Supplied with below <b>DFA-90</b> )	90mm AXLE <b>DA28-90HB</b>
<b>DFA-90</b>	DRUM FIXING ARM	90mm AXLE <b>DA28-90HB</b>



Max drum size of 3.3m and a transverse of 2m up to 2.4m, with a max of 90mm hollow drum shaft.



## BOXED CONTENTS

Qty	Description
2	Bases, Left and Right
2	Upright Middle Arms
2	Front Adjustable Roller Supports
2	Top Roller Supports
2	Bottle Jacks with Handles
2	Wheel Axle with split pins and washers
4	Pneumatic wheel 127mm OD
2	Drum Centering Cones
2	250mm Extension blocks
2	Axle Retaining Collars
1	Instruction sheet
1	Certificate

## TRANSPORT DIMENSIONS

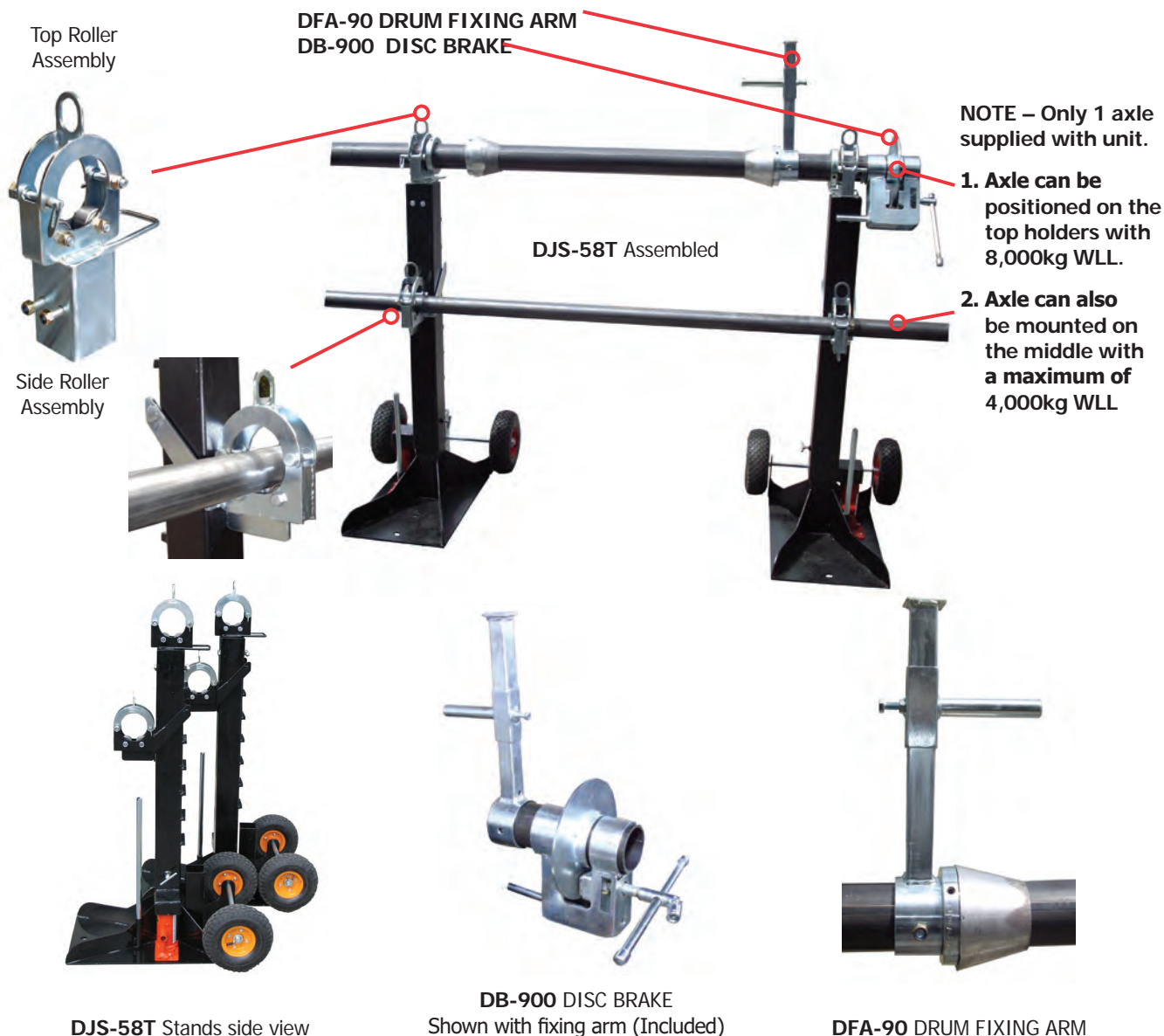
Item	Dimension (cm)	Wt (kg)
<b>Box</b>	110 x 75 x 65	140
<b>Axle</b>	280 x 15 (OD)	56

## SPARE PARTS

Model No.	Description
<b>DB200</b>	Spacer – Fits under bottle jack to extend height
<b>MH-7</b>	Bottle Jack - Replacement

## 8T HYDRAULIC DRUM JACK STAND MODEL No. DJS-58T (CONTINUED)

### ACCESSORIES & ALTERNATE AXLES



### OPTIONAL AXLE SPECIFICATIONS

Axle Model No.	Drum Axle Cones Model No.	DAC Suits Centre Holes Up to (mm)	Shaft Collars Model No.	Drum Fixing Arm & Brake Model No.	Type	Length (m)	OD (mm)	WLL (Tonne)
DA15-50	N/A	N/A	DCS-050	N/A	Pipe	1.5	50	0.5
DA25-60	DAC-060	105	DSC-060	N/A	Pipe	2.5	60	2
DA25-90	DAC-090	135	DSC-090	N/A	Pipe	2.5	89	4
DA28-40S	DAC-040	105	DSC-040	DB-400	Solid	2.8	40	5
DA28-66HB	DAC-066	105	DSC-066	DB-660	Pipe	2.8	66	8
DA28-70HB	DAC-070	105	DSC-070	DB-700	Pipe	2.8	72	8
DA28-90HB*	DAC-090	135	DSC-090	DB-900	Pipe	2.8	92	8
DA28-90XH	DAC-090	135	DSC-090	DB-900	Pipe	2.8	92	12
DA33-100XH	DAC-100	135	DSC-100	DB-100	Pipe	3.3	100	16

\* DA28-90HB axle is included with purchase of DJS-58T package.




## "A" FRAME CABLE DRUM STANDS – SERIES

- Coated frame, built for rugged conditions
- Supplied with Axle, Cones & Collars (ground levellers on 6 & 12T)
- Base plates have holes drilled for M12 dynabolts
- Provisions for disc brake are standard, but brake and fixing arm sold separately
- Includes Operating Instructions, WLL labelling and compliance certificate (Refers to test report)



Model No.	Description	Drum Diameter (mm)		Usable Axle Length (mm)	Axle OD x L (mm)	WLL (kg)	C/W Levelling Screws	C/W Extension Arm
		Max Drum ø	Max Drum Width					
DSF-2016-6T	Cable Drum A-Frame Stand	2000	1600	1700	66 x 2800	6000	✓	
DSF-2420-12T		2400	2000	2000	90 x 2800	12000	✓	
DSF-3624-16T*		3600	2400	2500	100 x 3300	16000		✓
6T	Disc brake for 66mm axle	Provisions for 1 x <b>DB-660</b> on drum axle					Complete with fixing arm	
12T	Disc brake for 90mm axle	Provisions for 1 x <b>DB-900</b> on drum axle						
16T	Disc brake for 100mm axle	Provisions for 2 x <b>DB-1000</b> on drum axle						

\* Outrig for securing, provisions for 2 disc brakes but brake & arm sold separately



**Levellers as supplied with 6-12T units**

Size (Tonne)	Overall Dimensions (LxWxH) cm	Approx Weight <sup>1</sup> (kg)
6	214x179x133	150
12	254x189x140	250
16	330x264x210	500

<sup>1</sup> Not including axle

### "A" FRAME CABLE DRUM STANDS Model No. **DSF-SERIES**

**DSF-2420-12T** Shown with Mechanical Brake and Drum Fixing Arm



NB. The Drum Spindle test procedure applied a force within 100mm of the uprights. The further from the drum angle that the uprights are placed will reduce the WLL. Hearthill takes no responsibility should damage occur under these circumstances.

Model No.	Axle Model No.	Drum Axle Cones Model No.	Shaft Collars Model No.	Drum Fixing Arm & Brake Model No.	Type	Length (m)	OD (mm)	WLL (Tonne)
DSF-2016-6T	DA28-66HB	DAC-066	DSC-066	DB-660	Pipe	2.8	66	8
DSF-2420-12T	DA28-90XH	DAC-090	DSC-090	DB-900	Pipe	2.8	92	12
DSF-3624-16T	DA33-100XH	DAC-100	DSC-100	DB-100	Pipe	3.3	100	16





## CABLE DRUM TRAILERS

Australian made galvanised frame single drum cable trailers.

All trailers made in accordance with Australian National Code of Practice - Vehicle Standards Bulletin 1 - Building Small Trailers - Revision 5 June 2009.



## STANDARD INCLUSIONS FOR ALL TRAILERS

- 16" rims and HD tyres
- VIN Number Supplied
- Mechanical Hand brake
- Sealed Bearing Roller Supports
- Ø66mm Drum Spindle with cones and collars to suit
- Jockey Wheel
- All necessary driving lights
- 7 Pin Flat connector
- Rear Stabilising Jacks (2)
- Safety Stickers and operations manual
- Galvanised Steel Chassis



## HYDRAULIC - INCLUSIONS FOR SDTH TRAILERS

- Hydraulics for loading and unloading of cable drum
- Electric start motor to power Hydraulic Lifting System
- Electric break-away brake system
- Front and rear stabilising jacks
- Anderson plug charging trailer battery

### PLEASE ADVISE THE FOLLOWING WHEN MAKING AN ENQUIRY

1. What is the Max Cable drum weight to be transported?
2. What is the Max Cable drum Diameter?
3. What is the Max Cable drum Width?
4. Is the requirement for a Standard Trailer or for a Trailer with Hydraulic Loading/Unloading capacity?
  - a) If hydraulics is required, is Petrol or Diesel motor preferred?
  - b) How often will loading and unloading of the cable drum be required?

## CABLE PUSHER / CABLE FEEDER (MADE IN USA)

The Greenlee Ultra Cable Feeder is intended to pull cable off of reels to allow feeding the cable into conduit or cable tray. The Ultra Cable Feeder is not intended to pull cable or rope through conduit.



### FEATURES

- Feeds cable at variable speeds to match the speed of cable puller
- Accommodates cable ranging in size up to 90mm in diameter
- Now with new tires for improved traction with low friction cables
- Sets up easily and can be operated by just one person
- Dual motors drive each wheel for traction on both sides of the cable
- Comes with pendant and toggle switch. An optional foot switch is available to control feeding
- Two cable loading methods: top-loading and end-loading
- Patented

### SPECIFICATIONS

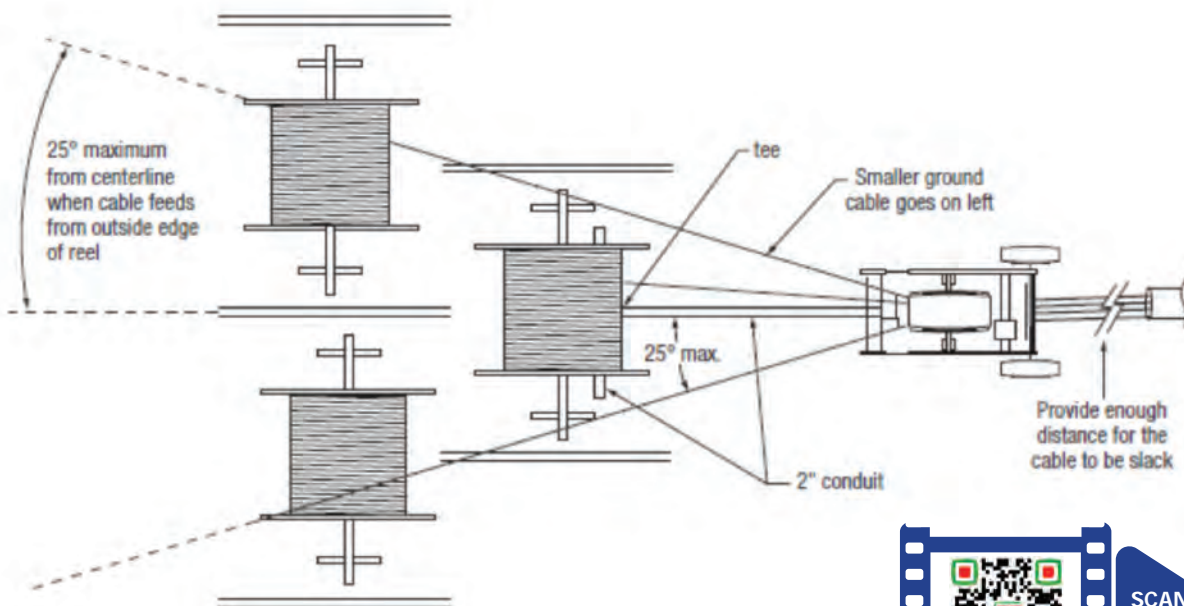
Model No.	12293
Reel Weight Capacity (kg)	11,300
Power Supply (VAC)	230
Size (mm)	1040 x 699 x 953
Weight (kg)	130

### ACCESSORIES

Foot switch available

Model No.	24821
-----------	-------

### EXAMPLE OF APPLICATION









**SPECIALISED FORCE**  
HYDRAULIC TOOLS &  
ELECTRICAL CONTRACTORS EQUIPMENT PTY. LTD.

# ***Overhead Construction & Stringing Equipment***



**[www.specialisedforce.com.au](http://www.specialisedforce.com.au)**



## F. OVERHEAD CONSTRUCTION & STRINGING EQUIPMENT

186–221

WIRE GRIPS – HI-TOOL	186-193
WIRE GRIPS – INTERCHANGEABLE LINER TYPE	194-195
HOISTS – WIRE ROPE – WEB STRAP - LINCOLN HOIST	196-197
WEB STRAP PULLERS – HI-TOOL	198
SERVICE LINE TENSIONER & STANDS – POLE	199
SOCKS – CABLE PULLING GRIPS	200-203
SOCKS – CABLE PULLING GRIPS, FITTING	204-205
SWIVELS – LINE – DCD	206
CONNECTORS – ROPE & SWIVEL – DCD	207
SWIVELS, ROPE JOINTS & JOINT COVERS – OMAC	208
ROPE – INSULATING	209
HAND LINE BLOCK & PULLING EYE – POWAQUIP	210
ROPE – DOUBLE BRAIDED COMPOSITE – PELICAN ROPE	211
PLATFORMS – WORK & POLE	212
ROLLERS – OH/ABC – HEARTHILL	213
ROLLER ACCESSORIES – UNIVERSAL – POWAQUIP	214
ROLLERS – CROSSARM – HEARTHILL	215
ROLLERS – HANGING & FIBRE OPTIC – HEARTHILL	216
TRAILERS – CABLE DRUM – HEARTHILL	217
CABLE HANDLING MACHINERY - OMAC	218-221



## WIRE GRIPS (MADE IN JAPAN)

**HI-TOOL CO., LTD**

- All models are fitted with swing down safety latch, with most models including a patented one handed trigger grip as standard.
- Convenient sized and special shaped pulling eyes to suit all brands of strap hoists.
- All gripping jaws are produced with new technology to increase jaw life.
- Grips are designed to be more cost effective by being able to be used over a wider range of cable diameters.
- 40, 50 & 60kN grip models feature a twist grip design which prevents cable damage (Refer page 214).



## WIRE GRIP QUICK SELECTION GUIDE

A large range of HI-TOOL NGK grips provided by Specialised Force have the patented one handed trigger grip and all contain safety latches. Every grip is proof tested before shipment to ensure quality, etched with serial numbers and date of manufacture.

## GRIP SELECTION

1. Determine the type of wire or conductor the Grip is to be used on, for example: bare Cu; Al; ACSR, Guy Wire, Covered Conductor, ABC, Steel Rod or Barbed wire.
2. Check the actual (OD) Outside Diameter of wire or conductor the Grip is to be used on.
3. What is the maximum working load limit (WLL) required.

## FEATURES

- Patented one-handed trigger grip operation.
- All models are fitted with swing down safety latch as standard.
- Conveniently sized and special shaped pulling eyes to suit all brands of strap hoists.
- All gripping jaw produced with new technology to increase jaw life.
- Grips are designed to be used over a wider range of cable

Always follow manufacturer's safety instructions, especially with regards to regular inspection and maintenance. **Grip jaws must be cleaned regularly with a wire brush to reduce contamination build-up and avoid slippage.** Contact your nearest SF branch for more detailed information.

## LOCKING GRIP

Optional Locking Type Grip Available on the below models (Add suffix "-LK" to Model No., example AL-20KN-GRIP LK).

- SD-S-GRIP
- 35KN-GRIP
- MIGHTY20-GRIP
- AL-10KN-GRIP
- AL-20KN-GRIP
- AL-MIGHTY-GRIP
- ABC-L-GRIP

## LOCK OPEN NOTCH

This feature allows the grip to be held in the open position for easy insertion of cable, available on the below models (Add suffix "-NS" to the Model No. example 20KN-GRIP-NS).

- MIGHTY-20-GRIP
- ABC-M-GRIP-S
- ABC-M-GRIP
- ABC-L-GRIP



**WIRE GRIPS SELECTION CHART**
**HI-TOOL** CO., LTD

Model No.	Specifications					Cable/Conductor Types										Safety				
	WLL(kN)	Min Cond (mm) Ø	Max Cond (mm) Ø	Jaw Length (mm)	Weight (kg)	Copper	ACSR	Aluminium	ABC	Covered Conductor	Contact Wire (Rail Catalogue Only)	Guy Wire	Wire Rope	Barbed Wire	Live Line Rings	Latch	Trigger Grip	Spring Latch	Notched	Locking
SD-S-GRIP	10	3	13	50	0.6	✓				✓		✓				✓	✓			
SD-S-GRIP-LK	10	3	13	50	0.6	✓				✓		✓				✓	✓			✓
NEW-SD-GRIP	10	2.6	15	50*	0.6	✓				✓		✓		✓		✓	✓			
10KN-GRIP	10	5	22	70	1.1	✓				✓	✓	✓				✓	✓			
20KN-GRIP	20	5	22	90	1.5	✓				✓	✓	✓				✓	✓			
H-20KN-GRIP	20	5	22	90	1.5	✓				✓	✓	✓			✓	✓	✓	✓	✓	
20KN-W-GRIP	20	5	22	90	1.5	✓				✓	✓	✓	✓			✓	✓			
35KN-GRIP	35	5	22	90	1.7	✓				✓	✓	✓	✓			✓	✓			
H-35KN-GRIP	35	5	22	90	1.7	✓				✓	✓	✓	✓		✓	✓	✓	✓	✓	
H-35KN-GRIP-LK	35	5	22	90	1.8	✓				✓	✓	✓	✓		✓	✓	✓	✓	✓	✓
MIGHTY-20-GRIP	20	5	28	120	1.9	✓				✓		✓				✓	✓			
MIGHTY-20-GRIP-NS	20	5	28	120	1.9	✓				✓		✓				✓	✓		✓	
H-MIGHTY-20-GRIP	20	5	28	120	1.9	✓				✓		✓			✓	✓	✓	✓	✓	
H-MIGHTY-20-GRIP-LK	20	5	28	120	2	✓				✓		✓			✓	✓	✓	✓	✓	✓
LARGE-20-GRIP	20	16	35	120	2.1	✓				✓						✓	✓			
H-LARGE-20-GRIP	20	16	35	120	2.1	✓				✓					✓	✓	✓	✓	✓	
LARGE-30-GRIP	30	18	35	120	2.4	✓				✓						✓	✓			
H-LARGE-30-GRIP	30	18	35	120	2.4	✓				✓					✓	✓	✓	✓	✓	
40KN-GRIP	40	8	28	140	3.5	✓				✓	✓	✓	✓			✓	TWIST			
AL-10KN-GRIP	10	5	22	70	1.1	✓	✓	✓								✓	✓			
AL-10KN-GRIP-LK	10	5	22	70	1.3	✓	✓	✓								✓	✓			✓
AL-20KN-GRIP	20	5	22	90	1.5	✓	✓	✓								✓	✓			
AL-20KN-GRIP-LK	20	5	22	90	1.6	✓	✓	✓								✓	✓			✓
AL-35KN-GRIP	35	5	22	90	1.7	✓	✓	✓								✓	✓			
AL-MIGHTY-GRIP	20	2	28	120	1.9	✓	✓	✓								✓	✓			
AL-MIGHTY-GRIP-LK	20	2	28	120	2	✓	✓	✓								✓	✓			✓
AL-LARGE-GRIP	20	16	35	120	2.1	✓	✓	✓								✓	✓			
AL-LARGE-30-GRIP	30	18	35	120	2.4	✓	✓	✓								✓	✓			
AL-50KN-GRIP	50	18	36	180	4.7	✓	✓	✓								✓	TWIST			
AL-60KN-GRIP	60	28	46	220	7	✓	✓	✓								✓	TWIST			
ABC-S-GRIP	3.5	4x16mm <sup>2</sup> 2x16mm <sup>2</sup>	4x35mm <sup>2</sup> 2x50mm <sup>2</sup>	80	0.6				✓							✓	✓			
ABC-M-GRIP	10	4x25mm <sup>2</sup>	4x95mm <sup>2</sup>	160	2.4				✓							✓	✓			
ABC-M-GRIP-NS	10	4x25mm <sup>2</sup>	4x95mm <sup>2</sup>	160	2.4				✓							✓	✓		✓	
ABC-M-GRIP-S-NS	10	4x25mm <sup>2</sup>	4x95mm <sup>2</sup>	160	2.4				✓							✓	✓	✓	✓	
ABC-L-GRIP	18	4x95mm <sup>2</sup>	4x150mm <sup>2</sup>	180	2.6				✓							✓	✓			
ABC-L-GRIP-NS	18	4x95mm <sup>2</sup>	4x150mm <sup>2</sup>	180	2.6				✓							✓	✓		✓	
ABC-L-GRIP-LK	18	4x95mm <sup>2</sup>	4x150mm <sup>2</sup>	180	2.7				✓							✓	✓			✓

\* Curved serrated jaw

**PATENTED HI-TOOL TRIGGER GRIP**

## WIRE GRIPS (MADE IN JAPAN)

HI-TOOL CO., LTD.

## SPECIFICATION

**SD-S-GRIP**

For Bare Copper, Cable Covered & Guy Wire  
(Special Flat Jaw, Compact & Lightweight)



WLL (kN)	Min. Cable (mm)	Max. Cable (mm)	Jaw Length (mm)	Eye Size (mm)	Weight (kg)	Locking Grip Type Available
10	3	13	50	25x30	0.6	<b>SD-S-GRIP-LK</b>

**NEW-SD-GRIP**

For CU Cable, Guy Wire, Steel Rod & Barbed Wire

WLL (kN)	Min. Cable (mm)	Max. Cable (mm)	Jaw Length (mm)	Eye Size (mm)	Weight (kg)
10	2.6	15	50	25x30	0.6

**10KN-GRIP**

For Bare Copper Cable, Covered Cable, Guy Wire

WLL (kN)	Min. Cable (mm)	Max. Cable (mm)	Jaw Length (mm)	Eye Size (mm)	Weight (kg)
10	5	22	70	26x30	1.1

**20KN-GRIP**

For Bare Copper Cable, Covered Cable, Guy Wire

WLL (kN)	Min. Cable (mm)	Max. Cable (mm)	Jaw Length (mm)	Eye Size (mm)	Weight (kg)
20	5	22	90	32x42	1.5

**H-20KN-GRIP**

For Bare Copper Cable, Covered Cable, Guy Wire

WLL (kN)	Min. Cable (mm)	Max. Cable (mm)	Jaw Length (mm)	Eye Size (mm)	Weight (kg)
20	5	22	90	32x42	1.5

**LOCK OPEN NOTCH**

This feature allows the grip to be held in the open position for easy insertion of cable, available on the below models (Add suffix "-NS" to the Model No. example 20KN-GRIP-NS).

- MIGHTY-20-GRIP
- ABC-M-GRIP
- ABC-M-GRIP-S
- ABC-L-GRIP

**LOCKING GRIP**

Optional Locking Type Grip Available on the below models  
(Add suffix "-LK" to Model No. E.g. 20KN-GRIP-LK)

- SD-S-GRIP
- 35KN-GRIP
- MIGHTY20-GRIP
- AL-10KN-GRIP
- AL-20KN-GRIP
- AL-MIGHTY-GRIP
- ABC-L-GRIP





**WIRE GRIPS (MADE IN JAPAN)**

**HI-TOOL** CO., LTD.

**SPECIFICATION**



**20KN-W-GRIP**

For Bare Copper Cable, Covered Cable, Trolley Wire, Guy Wire & Wire Rope

WLL (kN)	Min. Cable (mm)	Max. Cable (mm)	Jaw Length (mm)	Eye Size (mm)	Weight (kg)
20	5	22	90	32x42	1.5



**35KN-GRIP**

For Bare Copper Cable, Covered Cable, Contact Wire, Guy Wire & Wire Rope

WLL (kN)	Min. Cable (mm)	Max. Cable (mm)	Jaw Length (mm)	Eye Size (mm)	Weight (kg)
35	5	22	90	32x42	1.7



**H-35KN-GRIP**

For Bare Copper Cable, Covered Cable, Contact Wire, Guy Wire & Wire Rope

WLL (kN)	Min. Cable (mm)	Max. Cable (mm)	Jaw Length (mm)	Eye Size (mm)	Weight (kg)	Locking Grip Type Available
35	5	22	90	32x42	1.7	<b>H-35KN-GRIP-LK</b>



**MIGHTY-20-GRIP**

For Bare Copper Cable, Covered Cable & Guy Wire

WLL (kN)	Min. Cable (mm)	Max. Cable (mm)	Jaw Length (mm)	Eye Size (mm)	Weight (kg)	Locking Grip Type Available
20	5	28	120	32x42	1.9	<b>MIGHTY-20-GRIP-NS</b>



**H-MIGHTY-20-GRIP**

For Bare AL, ACSR & Copper Cable

WLL (kN)	Min. Cable (mm)	Max. Cable (mm)	Jaw Length (mm)	Eye Size (mm)	Weight (kg)	Locking Grip Type Available
35	5	28	120	32x42	1.9	<b>H-MIGHTY-20-GRIP-LK</b>



**LOCK OPEN NOTCH**

This feature allows the grip to be held in the open position for easy insertion of cable, available on the below models (Add suffix "-NS" to the Model No. example 20KN-GRIP-NS).

- MIGHTY-20-GRIP
- ABC-M-GRIP
- ABC-M-GRIP-S
- ABC-L-GRIP



**LOCKING GRIP**

Optional Locking Type Grip Available on the below models (Add suffix "-LK" to Model No. E.g. 20KN-GRIP-LK)

- SD-S-GRIP
- 35KN-GRIP
- MIGHTY20-GRIP
- AL-10KN-GRIP
- AL-20KN-GRIP
- AL-MIGHTY-GRIP
- ABC-L-GRIP



## WIRE GRIPS (MADE IN JAPAN)


HI-TOOL CO., LTD.

## SPECIFICATION

**LARGE-20-GRIP**

For Covered Cable &amp; Bare Copper Cable

WLL (kN)	Min. Cable (mm)	Max. Cable (mm)	Jaw Length (mm)	Eye Size (mm)	Weight (kg)
20	16	35	120	32x42	2.1

**H-LARGE-20-GRIP**

For Bare AL, ACSR &amp; Copper Cable

WLL (kN)	Min. Cable (mm)	Max. Cable (mm)	Jaw Length (mm)	Eye Size (mm)	Weight (kg)
20	16	35	120	32x42	2.1

**LARGE-30-GRIP**

For Bare ACSR, AL &amp; Copper Cable

WLL (kN)	Min. Cable (mm)	Max. Cable (mm)	Jaw Length (mm)	Eye Size (mm)	Weight (kg)
30	18	35	120	32x42	2.4

**H-LARGE-30-GRIP**

For Bare AL, ACSR &amp; Copper Cable

WLL (kN)	Min. Cable (mm)	Max. Cable (mm)	Jaw Length (mm)	Eye Size (mm)	Weight (kg)
30	18	35	120	32x42	2.4

## LOCK OPEN NOTCH

This feature allows the grip to be held in the open position for easy insertion of cable, available on the below models (Add suffix "-NS" to the Model No. example 20KN-GRIP-NS).

- MIGHTY-20-GRIP
- ABC-M-GRIP
- ABC-M-GRIP-S
- ABC-L-GRIP



## LOCKING GRIP

Optional Locking Type Grip Available on the below models (Add suffix "-LK" to Model No. E.g. 20KN-GRIP-LK)

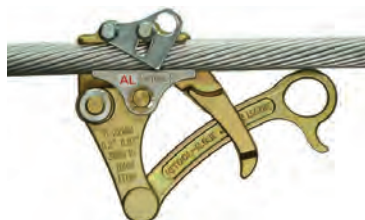
- SD-S-GRIP
- 35KN-GRIP
- MIGHTY20-GRIP
- AL-10KN-GRIP
- AL-20KN-GRIP
- AL-MIGHTY-GRIP
- ABC-L-GRIP



**WIRE GRIPS (MADE IN JAPAN)**

**HI-TOOL** CO., LTD.

**SPECIFICATION**



**AL-10KN-GRIP**

For Bare ACSR, AL & Copper Cable

WLL (kN)	Min. Cable (mm)	Max. Cable (mm)	Jaw Length (mm)	Eye Size (mm)	Weight (kg)	Locking Grip Type Available
10	5	22	70	25x30	1.1	<b>AL-10KN-GRIP-LK</b>



**AL-20KN-GRIP**

For Bare ACSR, AL & Copper Cable

WLL (kN)	Min. Cable (mm)	Max. Cable (mm)	Jaw Length (mm)	Eye Size (mm)	Weight (kg)	Locking Grip Type Available
20	5	22	90	32x42	1.5	<b>AL-20KN-GRIP-LK</b>



**AL-35KN-GRIP**

For Bare ACSR, AL & Copper Cable

WLL (kN)	Min. Cable (mm)	Max. Cable (mm)	Jaw Length (mm)	Eye Size (mm)	Weight (kg)
35	5	22	90	32x42	1.7



**AL-MIGHTY-GRIP**

For Bare ACSR, AL & Copper Cable

WLL (kN)	Min. Cable (mm)	Max. Cable (mm)	Jaw Length (mm)	Eye Size (mm)	Weight (kg)	Locking Grip Type Available
20	5	28	120	32x42	1.9	<b>AL-MIGHTY-GRIP-LK</b>



**AL-LARGE-GRIP**

For Bare ACSR, AL & Copper Cable

WLL (kN)	Min. Cable (mm)	Max. Cable (mm)	Jaw Length (mm)	Eye Size (mm)	Weight (kg)
20	16	35	120	32x42	2.1

**LOCK OPEN NOTCH**

This feature allows the grip to be held in the open position for easy insertion of cable, available on the below models (Add suffix "-NS" to the Model No. example 20KN-GRIP-NS).

- MIGHTY-20-GRIP
- ABC-M-GRIP
- ABC-M-GRIP-S
- ABC-L-GRIP



**LOCKING GRIP**

Optional Locking Type Grip Available on the below models (Add suffix "-LK" to Model No. E.g. 20KN-GRIP-LK)

- SD-S-GRIP
- 35KN-GRIP
- MIGHTY20-GRIP
- AL-10KN-GRIP
- AL-20KN-GRIP
- AL-MIGHTY-GRIP
- ABC-L-GRIP





## WIRE GRIPS (MADE IN JAPAN)

HI-TOOL CO., LTD.

## SPECIFICATION

**AL-LARGE-30-GRIP**

For Bare ACSR, AL &amp; Copper Cable

WLL (kN)	Min. Cable (mm)	Max. Cable (mm)	Jaw Length (mm)	Eye Size (mm)	Weight (kg)
30	18	35	120	32x42	2.4

## LARGE CAPACITY GRIPS

**40KN-GRIP**

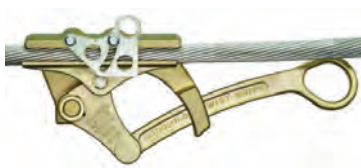
For Messenger Wire, Wire Rope, Trolley Cable, Copper Cable

WLL (kN)	Min. Cable (mm)	Max. Cable (mm)	Jaw Length (mm)	Eye Size (mm)	Weight (kg)
40	8	28	140	43x51	3.5

**AL-50KN-GRIP**

For Bare ACSR, AL-Cable and Bare Copper-Cable Only

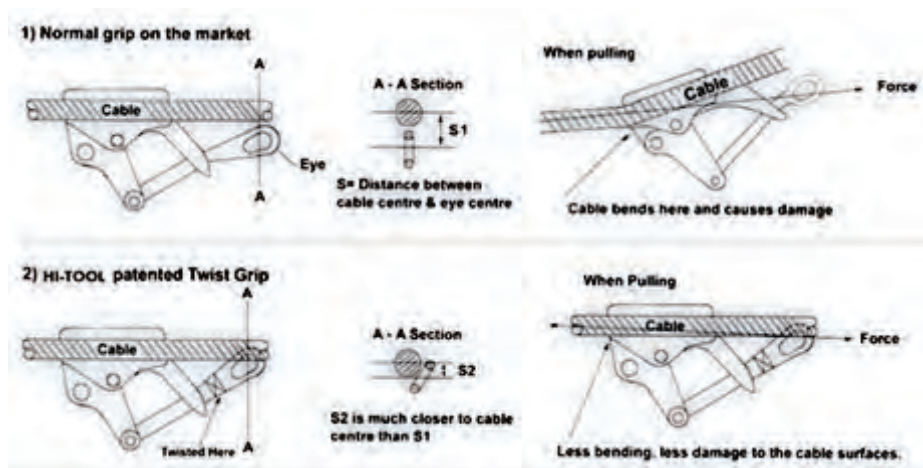
WLL (kN)	Min. Cable (mm)	Max. Cable (mm)	Jaw Length (mm)	Eye Size (mm)	Weight (kg)
50	18	36	180	43x51	4.7

**AL-60KN-GRIP**

For Bare ACSR, AL-Cable and Bare Copper-Cable Only

WLL (kN)	Min. Cable (mm)	Max. Cable (mm)	Jaw Length (mm)	Eye Size (mm)	Weight (kg)
60	28	46	220	60x51	7.0

## TWIST GRIP FEATURE



**WIRE GRIPS (MADE IN JAPAN)**

**HI-TOOL** CO., LTD.

**SPECIFICATION**



**ABC-S-GRIP**

For Aerial Bundled Cable (Conductor)

WLL (kN)	Min. Cable (mm <sup>2</sup> )	Max. Cable (mm <sup>2</sup> )	Jaw Length (mm)	Eye Size (mm)	Weight (kg)
3.5	4x16 2x16	4x35 2x50	80	24x30	0.6



**ABC-M-GRIP**

For Aerial Bundled Cable (Conductor)



WLL (kN)	Min. Cable (mm <sup>2</sup> )	Max. Cable (mm <sup>2</sup> )	Jaw Length (mm)	Eye Size (mm)	Weight (kg)	Lock Open Notch Type Available	Spring Latch Type Available
10	4x50	4x95	160	32x42	2.4	<b>ABC-M-GRIP-NS</b>	<b>ABC-M-GRIP-S-NS</b>



**ABC-L-GRIP**


For Aerial Bundled Cable (Conductor)



WLL (kN)	Min. Cable (mm <sup>2</sup> )	Max. Cable (mm <sup>2</sup> )	Jaw Length (mm)	Eye Size (mm)	Weight (kg)	Lock Open Notch Type Available	Spring Latch Type Available
18	4x95	4x150	180	32x42	2.6	<b>ABC-L-GRIP-NS</b>	<b>ABC-L-GRIP-LK</b>

**LOCKING GRIP**

Model No.	SL-S	SL-M
Suits Grip Types	20kN & 30kN	MIGHTY-20, LARGE-20, LARGE-30 & All ABC Grips
Contains	Gate, Spring, 2x Hex Screws & 2x Spacers	



**LOCK OPEN NOTCH**

This feature allows the grip to be held in the open position for easy insertion of cable, available on the below models (Add suffix "-NS" to the Model No. example 20KN-GRIP-NS).

- MIGHTY-20-GRIP
- ABC-M-GRIP
- ABC-M-GRIP-S
- ABC-L-GRIP



**LOCKING GRIP**

Optional Locking Type Grip Available on the below models (Add suffix "-LK" to Model No. E.g. 20KN-GRIP-LK)

- SD-S-GRIP
- 35KN-GRIP
- MIGHTY20-GRIP
- AL-10KN-GRIP
- AL-20KN-GRIP
- AL-MIGHTY-GRIP
- ABC-L-GRIP



# WIRE GRIPS - INTERCHANGEABLE LINER TYPE

## RIGANTI INTERCHANGEABLE LINERS (MADE IN SWITZERLAND)

Model No.	WLL (kN)	Interchangeable Liners	Suitable For (Material Type)						Wt (kg)
			Al, ACSR & Cu		Suspension Conductors Al		Steel, Earthwire (mm) <sup>1</sup>		
			Min (mm)	Max (mm)	Min (mm)	Max (mm)	Min (mm)	Max (mm)	
IR 3109	19.6	No	2.5	15.0	2.5	15.0	2.5	15.0	1.5
IR 3110	20.3	No	-	-	-	-	-	-	2.1
IR3111	21.2	Yes	7.0	16.0	7.0	16.0	7.0	13.0	2.5
IR 3108	39.2	Yes	-	-	7.0	38.0	-	-	5.5
IR 3106	50.0	No	7.5	18.0	7.5	18.0	7.5	18.0	7.0
IR 3107	49.0	Yes	6.0	23.0	6.0	23.0	6.0	16.0	7.0
IR3112	49.0	Yes*	-	-	-	-	-	-	7.0
IR3105-S	88.0	Yes	8.0	35.2	8.0	35.2	8.0	24.0	13.5
IR3104-S	117.0	Yes	10.0	45.0	10.0	45.0	8.0	34.0	17.0
IR3103-RAPTOR	140.0	Yes	45.0	57.0	45.0	57.0	34.0	57.0	26.0


Model No.	WLL (kN)	Interchangeable Liners	Suitable For (Material Type)						Wt (kg)
			Anti-twist Braided Rope (mm) <sup>1</sup>		OPGW		Insulated Wire		
			Min (mm)	Max (mm)	Min (mm)	Max (mm)	Min (mm)	Max (mm)	
IR 3109	19.6	No	8.0	10.0	-	-	-	-	1.5
IR 3110	20.3	No	-	-	-	-	6.0	13.0	2.1
IR3111	21.2	Yes	7.0	13.0	-	-	-	-	2.5
IR 3108	39.2	Yes	-	-	-	-	-	-	5.5
IR 3106	50.0	No	8.0	13.0	-	-	-	-	7.0
IR 3107	49.0	Yes	6.0	16.0	-	-	-	-	7.0
IR3112	49.0	Yes*	-	-	6.0	23.0	-	-	7.0
IR3105-S	88.0	Yes	8.0	24.0	-	-	-	-	13.5
IR3104-S	117.0	Yes	8.0	34.0	-	-	-	-	17.0
IR3103-RAPTOR	165	Yes*	34.0	57.0	-	-	-	-	26.0

\*Exact size required for manufacture


<sup>1</sup> Square and round steel wires differ in range, contact us for more information

Simply purchase additional liners and change as required.

### How to Change Liners



Push grip handle towards jaws which opens them.



Lift handle to lock open when handle close to jaws.



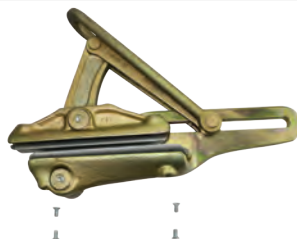
Obtain liner set with screws.



Check liners are correct size.



Place liners in jaw, stubs on liners will fit into holes in jaw frames.



Tighten both screws on top and bottom jaw.


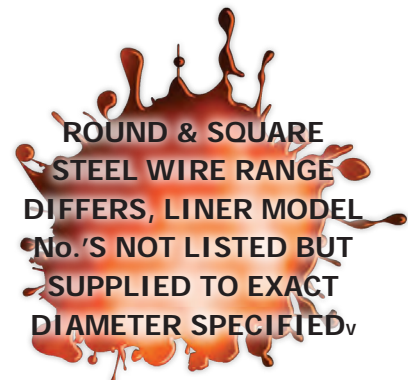




**RIGANTI INTERCHANGEABLE LINERS (MADE IN SWITZERLAND)**


Model No.	Al/Cu Liner Type	Min (mm)	Max (mm)	Al Model No.	Cu Model No.
IR3111	Range	7.0	8.5	G1A070F	G1B070F
		8.5	10.0	G1A085F	G1B085F
		10.0	11.5	G1A100F	G1B100F
		11.5	13.0	G1A115F	G1B115F
		13.0	14.5	G1A130F	G1B130F
IR3108	Range	14.5	16.0	G1A145F	G1B145F
		7.0	11.0	G8A070F	-
		9.0	12.0	G8A090F	-
		12.0	16.0	G8A120F	-
		15.0	23.0	G8A150F	-
IR3107	Range	22.0	36.0	G8A220F	-
		30.0	38.0	G8A300F	-
		6.0	6.0	G7A060F	G7B060F
		6.5	8.0	G7A065F	G7B065F
		8.0	9.5	G7A080F	G7B080F
		9.5	11.0	G7A095F	G7B095F
		11.0	12.5	G7A110F	G7B110F
		12.5	14.0	G7A125F	G7B125F
		14.0	15.5	G7A140F	G7B140F
		15.5	17.0	G7A155F	G7B155F
IR3105-S	Range	17.0	18.5	G7A170F	G7B170F
		18.5	20.0	G7A185F	G7B185F
		20.0	21.5	G7A200F	G7B200F
		21.5	23.0	G7A215F	G7B215F
		8.0	9.0	G5A080F	G5B080F
		9.0	10.5	G5A090F	G5B090F
		10.5	12.0	G5A105F	G5B105F
		12.0	13.5	G5A120F	G5B120F
		13.5	15.0	G5A135F	G5B135F
		15.0	16.5	G5A150F	G5B150F
		16.5	18.0	G5A165F	G5B165F
		18.0	19.5	G5A180F	G5B180F
		19.5	21.0	G5A195F	G5B195F
		21.0	22.5	G5A210F	G5B210F
		22.5	24.0	G5A225F	G5B225F
		24.0	25.5	G5A240F	G5B240F
		25.5	27.0	G5A255F	G5B255F
		27.0	28.5	G5A270F	G5B270F
		28.5	30.0	G5A285F	G5B285F
		30.0	31.5	G5A300F	G5B300F
IR3104-S	Range	31.5	35.2	*	*
		10.0	10.5	G4A-100F	G4B-100F
		10.5	12.0	G4A105	G4B105F
		12.0	13.0	G4A120	G4B120F
		13.5	15.0	G4A135	G4B135F
		15.0	16.5	G4A150	G4B150F
		16.5	18.0	G4A165	G4B165F
		18.0	19.5	G4A180	G4B180F
		19.5	21.0	G4A195	G4B195F
		21.0	22.5	G4A210	G4B210F
		22.5	24.0	G4A225F	G4B225F
		24.0	25.5	G4A240F	G4B240F
		25.5	27.0	G4A255F	G4B255F
		27.0	28.5	G4A270F	G4B270F
		28.5	30.0	G4A285F	G4B285F
		30.0	31.5	G4A300F	G4B300F
		31.5	33.0	G4A315F	G4B315F
		33.0	34.5	G4A330F	G4B330F
		34.5	36.0	G4A345F	G4B345F
		36.0	37.5	G4A360F	G4B360F
		37.5	39.0	G4A375F	G4B375F
		39.0	40.5	G4A390F	G4B390F
		40.5	45.0	*	*

\* Model No. supplied for specific diameter



Model No.	Steel Square Model No. (**.**) Specify Exact Size in mm)	OPGW Range (mm)	Min	Max	OPGW Model No. (**.**) Specify Exact Size in mm)
IR3112	-	YES	6.0	23.0	IR3112/ **.

You require suitable liners for each conductor diameter. Example: Model No. IR3112/17.7 suitable for 17.7mm OD OPGW



## LINCOLN HOISTS – WEB STRAP & WIRE ROPE (MADE IN USA)

**Lincoln Hoist**  
The Original Ratchet Winch Hoist

Lincoln Hoist has been designing and manufacturing portable ratchet lever hoists in the USA for over 60 years. Our hoists are made in the USA with unmatched quality and durability. With a variety of models and features to choose from, our hoists are proven in quality and durability.

### Both Hoists Feature:

- Wide range of models available
- Load tested to 125% of rated capacity
- Interlocking pawl mechanism - no brakes to slip
- USA made 360° swivel hooks are drop forged, heat treated steel
- Open frame construction for easy inspection and cleaning
- Four hook styles designed to meet application requirements and work practice standards
- Maintenance free bearings are lubed for life
- Safety latch supplied on hook as standard

### WIRE ROPE HOISTS

#### Wire Rope Hoist Features:

- Handle bends to alert operator of overload
- Quick release allows cable to be pulled out freely when rigging
- Reversible handle allows pulling in optimum position
- Hydraulically crimped copper sleeve for uniform hold
- All cable stores on drum

**Lincoln Hoist were the manufacturer of all Lug-All's® from 1948-2008 and are continuing to produce quality hoists. Brief history of Lincoln;**

- 1949** Introduced first lever hoist using double interlocking pawls
- 1964** Patented the first portable hoist with 50 feet of cable
- 1966** First web strap model introduced
- 1969** Patented breakable stress link system for use on fiberglass handles
- 1974** Introduced the first 1240 kg portable hoist with self-storing cable
- 1986** Produced 1,000,000th portable hoist
- 2001** Introduced convertible web strap hoist using lynch pin fast attachments
- 2010** Produced 2,000,000th portable hoist
- 2011** Introduced RFID technology

LUG-ALL® is a registered trademark of Transol Corporation

**RFID CAPABLE  
(SCAN, UPLOAD,  
REPORT, TRACK)  
CONTACT US FOR  
MORE INFO**



Small



Medium



Large

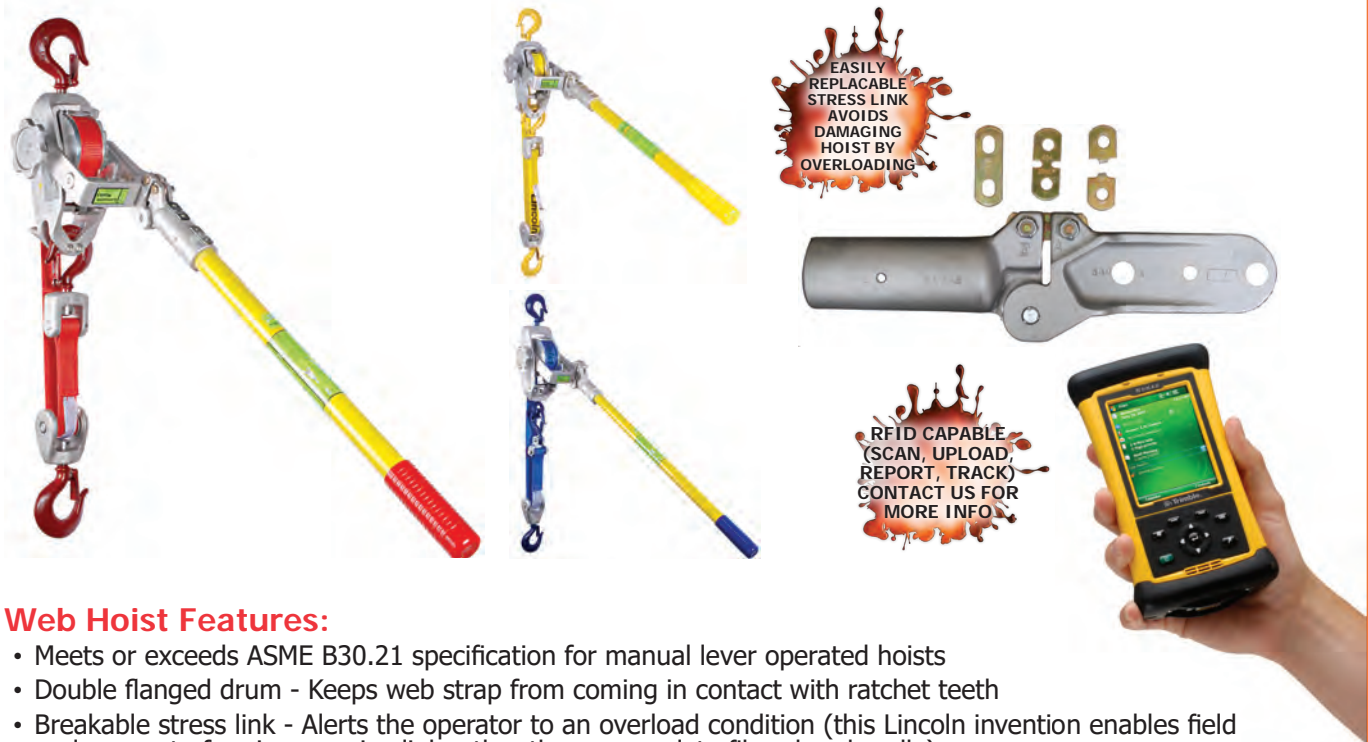


Model No.	Frame Size	Single Line			Double Line			Cable Length (cm)	Handle Length (cm)	Hoist Weight (kg.)
		Cap. (kg)	Single Lifting Distance (cm)		Cap. (kg)	Double Lifting Distance (cm)				
			Min	Max		Min	Max			
LH 1500-25-ANZ	Small	165	48.3	792.5	330	58.4	419.1	777.2	38.1	3.9
LH 2250-20-ANZ	Small	420	48.3	655.3	790	58.4	350.5	640.1	44.5	4.2
LH 3000-10-ANZ	Small	565	48.3	365.8	1130	58.4	205.7	350.5	50.8	4.0
LH 3000-30-ANZ	Medium	565	53.3	983.0	1130	73.7	520.7	960.1	63.5	6.2
LH 4000-20-ANZ	Medium	725	53.3	690.9	1290	73.7	345.4	670.5	76.2	7.0
LH 6000-15-ANZ	Large	1100	63.5	569.0	2200	87.6	320.0	548.6	139.7	15.4



LINCOLN HOISTS – WEB STRAP & WIRE ROPE (MADE IN USA)

**Lincoln Hoist**  
The Original Ratchet Winch Hoist



**Web Hoist Features:**

- Meets or exceeds ASME B30.21 specification for manual lever operated hoists
- Double flanged drum - Keeps web strap from coming in contact with ratchet teeth
- Breakable stress link - Alerts the operator to an overload condition (this Lincoln invention enables field replacement of an inexpensive link rather than a complete fibreglass handle)

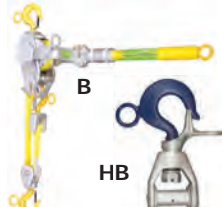
Model No.	Frame Size	Single Line			Double Line			Colour	Web Strap Length x Width (cm)	Handle Length (cm)	Hoist Weight (kg.)
		Cap. (kg)	Single Lifting Distance (cm)		Cap. (kg)	Double Lifting Distance (cm)					
			Min	Max		Min	Max				
2W10L-ANZ-1000	Small	450	45.7	332.7	900	58.4	188.0	Yellow	304.8 x 3	50.8	4.7
3W08-1300-ANZ	Small	680	45.7	271.8	1360	61.0	160.0	Red	243.8 x 3	58.4	4.7
2010060244	Small	680	45.7	332.7	1360	58.4	188.0	Red	304.8 x 3	50.8/76.2	4.7
3W15-1300-ANZ	Medium	680	50.8	482.6	1360	81.3	271.8	Red	304.8 x 3	58.4	6.4
30W08-ANZ	Convertible	680	54.6	276.9	1360	57.2	160.0	Red	243.8 x 3	76.2	4.5
30W08-1300-ANZ	Convertible	680	54.6	276.9	1360	57.2	160.0	Red	243.8 x 3	58.4	4.5
4W12-ANZ	Medium	900	50.8	396.2	1800	76.2	228.6	Blue	365.8 x 4	91.4	6.7

OPTIONAL HOIST CONFIGURATION  
Add suffix below to Model No. 2W10S-L)

L (Lynch Pin Model)



B (Hot Stick Rings)  
HB (Hot Stick Gate Latch)



Y (Levers added to pawl shafts – Glove & Barrier)



LINE CONFIGURATION

SINGLE



DOUBLE





## HI-TOOL NGK WEB STRAP PULLERS (MADE IN JAPAN)

**HI-TOOL** CO., LTD

**DESIGNED  
STRONG,  
LIGHTWEIGHT  
& COMPACT**

**NP-1500**


**NEX-1500  
Clutch Style**

For overhead stringing and tensioning applications, not designed for lifting applications.

Handle neck will bend when unit is overloaded.

Insulated Fibreglass handle for live line use with insulated stick.


**NEX-1500-H  
Hotline**



## SPECIFICATIONS

Model No.	Capacity (kN)	Strap Size (mm)	Handle Length (mm)	Pull Length (m)	Wt (kg)
<b>NP-1500</b>	15	32 x 2	460	1.5	3.6
<b>NEX-1500</b>	15 (Double)	32 x 2	460	1.5 (Double)	3.9
	7.5 (Single)			3.0 (Single)	
<b>NEX-1500-H HOTLINE</b>	15 (Double)	32 x 2	800	1.5 (Double)	4.3
	7.5 (Single)			3.0 (Single)	

## REVERSE RATCHET STYLE WEB-STRAP HOIST



**NEL-1500 MECHANISM**



**K058.07151.BK  
Double Action Hook**



**NEL-1500**



**NEL-1500CK**

Model No.	Capacity (kN)	Strap Size (mm)	Handle Length (mm)	Pull Length (m)	Weight (kg)
<b>NEL-1500</b>	15 (Double) 7.5 (Single)	32 x 2	460	1.5 (Double) 3.0 (Single)	4.2
<b>NEL-1500CK c/w Kong Hooks</b>	15 (Double) 7.5 (Single)	32 x 2	460	1.5 (Double) 3.0 (Single)	4.2



## SERVICE LINE TENSIONER

Used to tension small ABC (Aerial Bundled Cable). Made with high quality stainless steel componentry and durable yachting rope, comes with detailed tag. Usually utilised with a soft sling or pole strap (Sold Separately).

Model No.	Description	WLL (kg)	Rope Length Total (m)	Weight (kg)	Grip Details			
					Eye Size (mm)	Min Cable	Max Cable	WLL (kN)
<b>SERVICE-TGL</b>	Service Line Tensioner Only	200	3	1.6	N/A	N/A	N/A	N/A
<b>SERVICE/ABC</b>	Service Line Tensioner & Grip ( <b>ABC-S-GRIP</b> )	200	3	2.2	26x30	2x16 4x16	2x50 4x35	3.5

**OTHER LENGTHS AVAILABLE UPON REQUEST**

## HEAVY DUTY GRADED TUBULAR WEAVE (MADE IN AUSTRALIA)

### HDGW SERIES

#### Construction:

- Multi Ply
- Galvanised Strand
- Alloy Ferrule
- Soft Eye
- Copper Slewing



HDGW Model No.	HDGWCS Model No.	To fit Cable Diameter (mm)	Grip Length (mm)	Ultimate Tensile Strength (UTS kN)	WLL (kN)
HDGW08	HDGW08CS	8-11	700	28	9.3
HDGW10	HDGW10CS	10-15	750	37	12.3
HDGW15	HDGW15CS	15-21	810	57	19.0
HDGW20	HDGW20CS	20-27	1040	73	24.3
HDGW27	HDGW27CS	27-35	1160	101	33.6
HDGW32	HDGW32CS	32-37	1160	101	33.6

**Note:** WLL (Working Load Limit) 3:1 Recommended as a Guide Only.

## HEAVY DUTY TUBULAR GRIP (MADE IN AUSTRALIA)

### CHD SERIES

#### Construction:

- Double or Triple Ply
- Galvanised Strand
- Alloy Ferrule
- Soft Eye



Available in 316 stainless steel or with thimble eye on request

Model No.	To fit Cable Diameter (mm)	Grip Length (mm)	Ultimate Tensile Strength (UTS kN)	WLL (kN)
CHD1004	4-7	300	5	1.6
CHD1006	6-11	350	8	2.6
CHD1010	10-14	350	15	5.0
CHD1014	14-19	400	20	6.6
CHD1019	19-28	500	37	12.3
CHD1028	28-40	600	54	18.0
CHD1040	40-55	800	62	20.6
CHD1055	55-75	900	80	26.6
CHD1075	75-95	1000	180	60.0
CHD1095	95-120	1000	215	71.6

**Note:** WLL (Working Load Limit) 3:1 Recommended as a Guide Only.

REFER PAGES 204-205 FOR FITTING INSTRUCTIONS



## CABLE SOCKS - STANDARD TUBULAR CABLE GRIPS (MADE IN AUSTRALIA)

### C1 SERIES

#### Construction:

- Two Ply
- Alloy Ferrule
- Galvanised Strand
- Soft Eye

SOFT EYE - AL FERRULE Model No.	To fit Cable Diameter (mm)	Grip Length (mm)	Ultimate Tensile Strength (UTS kN)	WLL 3:1 (kN) *
C1010	10-14	350	5	1.7
C1014	14-19	400	9	3.0
C1019	19-28	500	15	5.0
C1028	28-40	600	24	8.0
C1040	40-55	800	35	11.7
C1055	55-75	900	62	20.7
C1075	75-95	1000	98	32.7
C1095	95-120	1200	133	44.3
C1120	120-150	1400	187	62.3
C1150	150-190	1600	283	94.3

<sup>1</sup> Copper ferrule C3 series available for reduced spark environments

\* WLL (Working Load Limit) 3:1 Recommended as a Guide Only.



## NON-CONDUCTIVE TUBULAR GRIP (MADE IN AUSTRALIA)

### LV SERIES

#### Construction:

- Double or Triple Ply
- Alloy Ferrule
- Monofilament Nylon Strand
- Single Eye

Model No.	To fit Cable (mm <sup>2</sup> )	Grip Length (mm)	Ultimate Tensile Strength (UTS kN)	WLL (kN)
LV225	2 x 25mm <sup>2</sup>	600	15	5.0
LV235	2 x 35mm <sup>2</sup>	600	15	5.0
LV250	2 x 50mm <sup>2</sup>	600	15	5.0
LV295	2 x 95mm <sup>2</sup>	600	15	5.0
LV335	3 x 35mm <sup>2</sup>	600	15	5.0
LV395	3 x 95mm <sup>2</sup>	600	25	8.3
LV425	4 x 25mm <sup>2</sup>	600	15	5.0
LV435	4 x 35mm <sup>2</sup>	600	15	5.0
LV450	4 x 50mm <sup>2</sup>	600	15	5.0
LV470	4 x 70mm <sup>2</sup>	800	17	5.6
LV495	4 x 95mm <sup>2</sup>	800	25	8.3
LV4150	4 x 150mm <sup>2</sup>	800	25	8.3

**Note:** WLL (Working Load Limit) 3:1 recommended as a guide only.



### HV SERIES

#### Construction:

- Double or Triple Ply
- Alloy Ferrule
- Monofilament Nylon Strand
- Double Eye

Model No.	To fit Cable (mm <sup>2</sup> )	Grip Length (mm)	Ultimate Tensile Strength (UTS kN)	WLL (kN)
HV335	3 x 35mm <sup>2</sup>	800	25	8.3
HV350	3 x 50mm <sup>2</sup>	800	25	8.3
HV370	3 x 70mm <sup>2</sup>	800	25	8.3
HV395	3 x 95mm <sup>2</sup>	900	31	10.3
HV3120	3 x 120mm <sup>2</sup>	900	31	10.3
HV150	3 x 150mm <sup>2</sup>	900	31	10.3
HV3185	3 x 85mm <sup>2</sup>	900	31	10.3

**Note:** WLL (Working Load Limit) 3:1 recommended as a guide only.




## OTHER SOCKS AVAILABLE

**NOTE:** Other variations and sizes available, please contact your nearest Specialised Force branch for more information with WLL and cable OD sizing.

### DOUBLE-EYE SERIES



### LACE UP SERIES



### OPEN BOTH ENDS



## EXTENSIVE RANGE OF SOCK CONFIGURATION, TYPES & MATERIALS AVAILABLE HOSE RESTRAINTS



## TRANSMISSION STRINGING CABLE GRIPS (MADE IN ITALY)

### C06 SERIES

Single eye cable grips




Model No.	Conductor Diameter (mm)	Identifying Colour	Useful Length L1 (mm)	Total Length L (mm)	WLL (kN) *	Wt (kg)
C 06.S.1	8-17	YELLOW	1100	1400	12	0.7
C 06.S.2	17-29	RED	1350	1700	28	1.3
C 06.S.3	29-38	GREEN	1470	1900	45	2.1
C 06.S.4	38-50	BLACK	1810	2270	61	2.7

\* WLL: 3:1 Safety Factor

### C07 SERIES

Double end cable socks for temporary connection of conductors



Model No.	Conductor Diameter (mm)	Identifying Colour	Useful Length L1 (mm)	Total Length L (mm)	WLL (kN) *	Wt (kg)
C 07.S.1	8-17	YELLOW	1100	2680	12	1.2
C 07.S.2	17-29	RED	1360	3240	28	2.3
C 07.S.3	29-38	GREEN	1470	3340	43	3.6
C 07.S.4	38-50	BLACK	1820	4240	60	4.8

\* WLL: 3:1 Safety Factor



## GENERAL FITTING INSTRUCTIONS AND CONDUCTOR PREPARATION

Note, you should always follow manufacturer's instructions or procedures.

When you first come to fit your Cable Grip, you will probably find that the conductor has been cut using some shearing Mechanism, for example a parrot beak cutter. This method of cutting leaves a very sharp edge on the end of the conductor, as **Figure 1** shows.

In order to obtain maximum strength from your cable grip, it is extremely important to remove the sharp edge and it is very easy to do, only taking a minute or two. **Figure 2.**

A rule of thumb for the amount of chamfer on the conductor, is approximately 30° chamfer for a distance of approximately half the diameter of the conductor. This applies whether the cable is a solid copper rod, or a stranded aluminium conductor.

When you unpack your cable grip, you will notice that the end has probably closed over, similar to that in the photograph illustration. **Figure 3.**

This does not mean that the grip is in any way damaged. You will need to open up the mouth of the cable grip before trying to fit it on to the end of the conductor. To open up the cable grip, all you have to do is, by hand, manipulate the wires at the end until you get a nice opening as per the photograph. **Figure 4.**

If you are going to fit the cable grip to a stranded conductor or even a wire rope, it may be necessary to use some PVC electrical tape. Tape down the end of the conductor for about 25mm. just to prevent the strands from coming out of their formation and snagging or catching on the inside of the cable grip as it is being fitted. It is now just a matter of putting the mouth end of the cable grip against the end of the conductor and slowly working it on.

In the picture, **Figure 5**, the conductor has been pushed into the cable grip as far as it can go - right up to the very shoulder of the cable grip. Once you are sure it is in as far as it can go, ensure that all the slack or the loose spots along the grip have been eased out towards the mouth end.



Fig. 1



Fig. 2



Fig. 3




Fig. 4



Fig. 5



## GENERAL FITTING INSTRUCTIONS AND CONDUCTOR PREPARATION - CONTINUED

During hauling operations it may be necessary to reverse the direction of the pull. It is vitally important that the cable grip is anchored at the mouth end to guard against accidental release during a reverse haul operation. This is a very simple procedure to do and it requires a nylon cord or wire to be placed around the end of the cable grip for approximately 25 or 30mm. The photograph shows a nylon cord being used.

**Figure 6.**



The final process in the installation, is to get some PVC electrical tape or some heat shrink and apply over the tail of the grip and the sealing. **Figure 7** This ensures that all the uneven surfaces are covered and makes a smooth transition from conductor to grip.

When using graded weave grips it is important to remember that there are wires protruding from the grip at intervals along the body of the grip. These wires can also foul in a reverse hauling situation. It is important that you tape protrusions prior to the commencement of the haul.



## INSPECTION OF NON-CONDUCTIVE CABLE SOCKS

The following is an outline on the steps taken to carry out a visual inspection of a Nylon Cable Grip.

1. Select a work area which is clean, well lit and has somewhere to lay the grip out flat.
2. Lay the grip out.
3. Look for dirt / contamination on the grip. If dirty (e.g. soil or mud) wash off with plain water and dry. If contaminated by something other than dirt it is advisable to remove the grip from service and replace. Some types of contamination (e.g. oil) can affect the nylon. The extent to which the nylon has been affected can never be determined by sight.
4. Start at the eye, look for broken or abraded strands of nylon. If none found move to step 5. If one or more broken or badly abraded strands are found then replace grip.
5. Starting at the eye look for kinked or pulled strands. This would indicate the grip may have been fouled on a roller and would indicate possible overloading at these points. If none found move to step six, should the grip show kinks or pulled strands - then replace the grip.
6. Check the colour, the nylon should be a clear or coloured transparent colour, if it has changed to a milky opaque - then replace the grip.
7. Examine the grip for "elasticity". Manipulate the grip, it must feel "springy" soft. It is advisable, where possible, to have a new grip on hand to use as a "benchmark" for examination. If the grip feels hard then replace. Once this procedure is complete you can be confident the grip is suitable for continued use, or should be discarded.



## SERIES 00505 OVERHEAD & UNDERGROUND LINE SWIVELS (MADE IN CANADA)



DCD Line Swivels are typically constructed with a needle roller thrust bearing for tensile load and a radial bearing for bending load.

They combine a high safe working load with a compact design.

All sizes incorporate an oil seal and are manufactured from high strength stainless steel.

Sizes 00505-020 and larger are supplied with a grease point for lubrication. This is particularly useful in overhead applications where high speed rotation is possible.

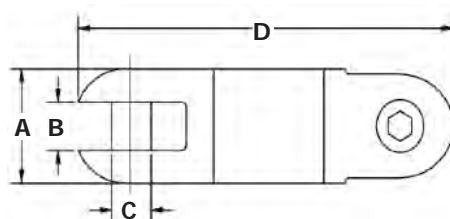
All sizes of both types are pull tested to verify the 3:1 safety factor and all swivelling sizes are fully capable of rotation at full working load. Test certificates are available upon request.

**Permanent marking is std. on all swivels.**

### SPECIFICATIONS

Model No.	Safe Working Load (kN)	Dimensions (mm)				Replacement Pin Model No.	Weight (kg)
		A	B	C	D		
<b>00505-005</b>	3.3	16	7.1	4.8	64	00005-SLT	0.06
<b>00505-008</b>	5.0	20	7.1	4.8	78	00008-SLT	0.12
<b>00505-010</b>	10.0	22	9.5	7.9	86	00010-SLT	0.15
<b>00505-015</b>	15.6	25	10.3	9.5	98	00015-SLT	0.23
<b>00505-020</b>	22.2	32	13.5	10.3	121	00020-SLT	0.45
<b>00505-025</b>	31.1	35	14.3	12.7	130	00025-HEX	0.63
<b>00505-027</b>	40.0	38	15.1	12.7	143	00025-HEX	0.77
<b>00505-030</b>	44.5	41	17.5	15.9	152	00030-HEX	0.95
<b>00505-035</b>	66.7	51	19.8	17.5	178	00035-HEX	1.7
<b>00505-040</b>	110	60	26.2	22.2	262	00040-HEX	3.5
<b>*00505-045</b>	222	76	30.2	28.6	349	00045-HEX	7.7

**NOTE:** The Safe Working Load is Calculated at 3:1 Safety Factor



\* Manufactured from alloy steel with black oxide finish



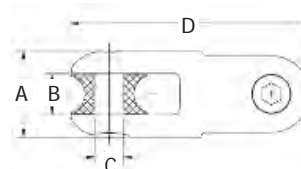
## ROPE TO ROPE CONNECTORS (MADE IN CANADA)

**DCD**

The Rope to Rope Connectors are used to connect two ropes of up to 22mm diameter. The entire product, including sheaves, is manufactured from Stainless Steel. Replacement sheaves are available by contacting your nearest Specialised Force Branch.

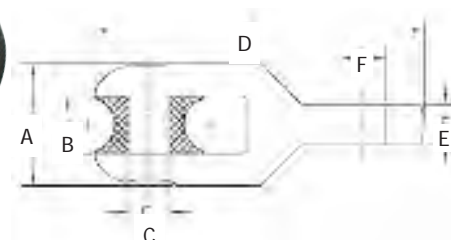
Model No.	WLL (kN)	Diameter (mm)	A (mm)	B (mm)	C (mm)	D (mm)	Weight (kg)
<b>00521-035</b>	66.7	22	50.8	23.8	17.5	139.7	1.23

\* WLL (Working Load Limit) 3:1 Recommended as a Guide Only.



## ROPE TO SWIVEL CONNECTORS (MADE IN CANADA)

This product is used to connect a swivel to pulling rope. The entire product, including sheave, is manufactured from Stainless Steel. Replacement sheaves are available by contacting your nearest Specialised Force Branch.



Model No.	WLL (kN)	Max. Rope Dia. (mm)	Dimensions (mm)						Weight (kg)	Fits Line Swivel
			A (mm)	B (mm)	C (mm)	D (mm)	E (mm)	F (mm)		
<b>00522-025</b>	31.1	22.2	50.8	23.8	17.5	134.9	12.7	13.4	0.9	<b>00505-020</b> <b>00505-025</b> <b>00505-027</b>
<b>00522-035</b>	66.7	22.2	50.8	23.8	17.5	136.53	16.6	19.0	1.0	<b>00505-030</b> <b>00505-035</b>

\* WLL (Working Load Limit) 3:1 Recommended as a Guide Only.



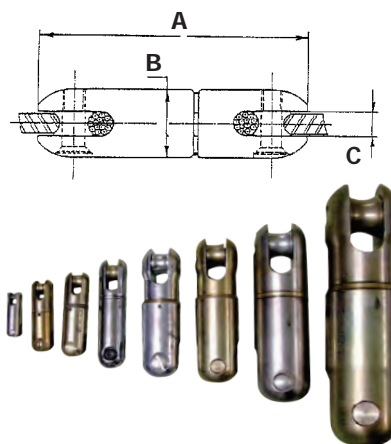
## SWIVELS (MADE IN ITALY)

### Model No. F250.R

Swivel joint for ropes and conductors. Designed to release torsion and twisting during cable pulling and overhead stringing operations. Made of galvanised steel, complete with an axial bearing for an easy rotation.

Standard Model No.	Dimensions (mm)			Rope (Max Ø mm)	Standard Model No.		Wt (kg)
	A	B	C		WLL (kN) *		
F250.R.06	60	18	8.5	7	4		0.10
F250.R.08	95	25	10	9	8		0.36
F250.R.12	118	33	15	14	25		0.60
F250.R.13	130	40	17	16	40		0.90
F250.R.16	165	45	21	18	63		1.50
F250.R.18	180	50	23	22	80		2.30
F250.R.24	230	60	28	26	130		3.10
F250.R.28	310	80	36	32	260		7.00
F250.R.32	345	85	38	38	280		10.50

\* WLL: 3:1 Safety Factor



## GF SERIES ROPE JOINTS

Joint made of high tensile galvanised steel, for connection of galvanised steel wire rope or pulling rope rope. Designed to pass over capstan grooves of pullers or puller/tensioners.

Model No.	Dimensions (mm)					For Rope (mm Ø)	WLL* (kN)	Wt (kg)
	A	H	B	Ø	R			
GF.10.00	68	14.0	36	17	13	10/12	23	0.2
GF.13.00	76	17.0	37	21	15	13/14	37	0.3
GF.16.00	96	19.0	50	22	20	16	53	0.6
GF.18.00	110	25.0	56	24	22	18/20	73	0.9
GF.24.00	125	26.5	60	28	24	22/24	120	1.3
GF.26.00	168	30.0	72	38	30	26/28	250	3.0
GF.32.00	178	35.0	80	44	34	28/32	280	3.5

\* WLL: 3:1 Safety Factor



## JOINT COVERS (MADE IN ITALY)

### DETAILS

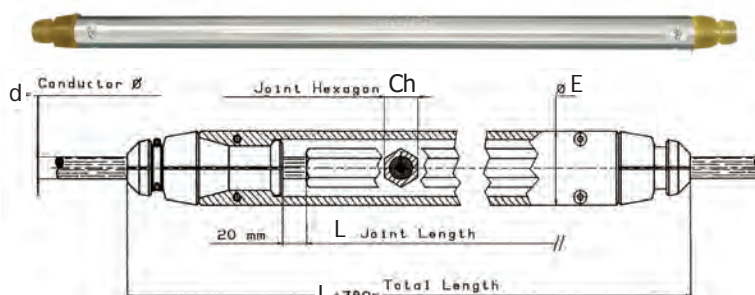
Joint protectors or joint covers are made up of two galvanised steel shells. The ends are shaped to hold rubber bevelled ends. Each cover is specially made to accommodate the bending radius of the conductor, during passage through running out blocks or rollers in stringing operations.

**Note: Please specify the following dimensions for quotation:**

L = length of the joint after pressing

d = conductor diameter

ch = hexagon OD dimension of the joint after pressing



Model No.	Pulley Groove	Cover External Ø (mm)	Conductor Ø (mm)	L max (mm)	Hexagon Ch max (mm)	WLL (kN) *	Wt (kg)
F166.40.1	54/60	50	18	700	28	2.5-5.0	10
F166.60.1	68	57	28	995	40	4.0-6.5	16
F166.65.1	68	70	32	1080	48	2.0-5.0	18
F166.92.1	95	89	50	1240	60	6.0-6.5	32

\* WLL: 3:1 Safety Factor



## INSULATING ROPE



### DETAILS

Red water repellent three strand insulating high tenacity Polypropylene Monofilament fibre rope with low water absorption coefficient. For hot stick and bare hand work in overhead or substation applications that require maximum insulating properties. Dry tested at 100,000V per 300mm under humid conditions.

- Quality manufactured (Under ISO 9001) in accordance with IEC 62912.
- Manufactured in various lengths with diameters ranging from 6mm to 20mm.
- Splicing available upon request\*
- Can be manufactured in Safety Yellow




**PLEASE NOTE: Made to Order (Safety Yellow) will be subject to longer lead-times.**

### SPECIFICATION

Model No.	Rope Size (mm) OD	Length (m) on Roll	Breaking Load (daN) *	Weight per/m (g) Approx
982020	8	100	911	30
982019	8	200	911	30
982018	8	300	911	30
982022	14	100	2847	90
982023	14	200	2847	90
982024	14	300	2847	90
988630	16	100	3416	120



**\*NOTE: Splicing may reduce the strength of the rope, only qualified personnel should splice this rope as per the manufacturer's recommendations. Contact us for more information on approved methods.**



### APPLICATIONS

For works on high voltage, live line or proximity to electrical line.  
Stringing and Laying: Aerial, Optical Fiber, Subterranean.

### FEATURES

- Raw material: Polypropylene Monofilament
- Specific gravity: 0.93
- No water uptake
- Floatability
- Low flexibility
- Weak resistance to UV exposure
- Spliceable
- Additive treatment
- Insulating
- Excellent Dielectric properties
- Supplied with quality certificate
- Manufactured in accordance with IEC 62192

### CAUTION

We recommend keeping the rope clean and dry in order to assure the highest dielectric properties. If the material is not used in good conditions, the highest dielectric protection can not be assured.





## MODEL No. HLB-560

### Aluminium Hand Line Block

Lightweight aluminium hand line block used for hauling and lifting applications. Comes with top swivelling hook with safety latch. Side opening with ball lock pin secured to body with chain.

### SPECIFICATIONS

Model No.	HLB-560	HLB-560/P&C
WLL (kg)	560	560
Max Rope (mm) OD	16	16
Sheave Diameter (mm)	75	75
Gate Latch- Pin Type	R CLIP	DETENT PIN



Model No.	PCA1260
WLL (kg)	2000
Description	2m Polyester Sling

### SPARE PARTS

Model No.	Description
HLB-P&C	Pin & Chain
HLB-R/CLIP	Pin & R/Clip
HLB-LK	Latch Kit - Spring, Gate & Pin



LATCH KIT  
Model No. **HLB-LK**



PIN & CHAIN  
Model No. **HLB-P&C**

## MODEL No. BPE-1 PULLING EYE

- For anchor rod pulling
- Large offset eye for 3 tonne shackle or hook
- Allows clearance for attaching formed wire grips
- Slide wedge design allows for a range of rods sizes
- Cast from high strength iron

Model No.	Anchor Rod Ø (mm)	WLL 5:1 (kg)	Wt (kg)
<b>BPE-1</b>	13-32	2721	2.2



## HIGH FORCE COMPOSITE-DOUBLE BRAIDED CABLE PULLING ROPE (MADE IN USA)

**PELICAN ROPE**  
The Most Trusted Name in Rope™



With shock absorption properties similar to nylon and a higher tensile strength than either nylon or polyester, this rope offers even balance and excellent resistance to abrasion, sunlight and most common chemicals.



SCAN  
& PLAY

### DETAILS

- Double-braided inner core with double-braided outer jacket
- Rot and mildew resistant.
- Factory spliced eyes at both ends.
- Lowest stretch
- Select a rope with a maximum rated capacity that meets or exceeds the cable Puller's maximum capacity.
- White rope with green tracer for easy identification
- Supplied on heavy-duty plastic or wooden reel



### SPECIFICATIONS

Model No.	Rope Diameter	Rope Length	Average Breaking Strength*	Weight
	mm	m	kN	Kg
<b>4N-180-03S</b>	14.3	91	54.6	12.7
<b>4N-180-06S</b>	14.3	182	54.6	28.6
<b>4N-180-12S</b>	14.3	365	54.6	59.0
<b>4N-240-03S</b>	19.1	91	114.5	26.3
<b>4N-240-06S</b>	19.1	182	114.5	51.3
<b>4N-240-12S</b>	19.1	365	114.5	104.3
<b>SUITS GREENLEE 31466 CABLE PULLER</b>				
<b>4N-280-03S</b>	22.2	91	134.1	40.8
<b>4N-280-06S</b>	22.2	182	134.1	80.7
<b>4N-280-12S</b>	22.2	365	134.1	163.3
<b>4N-280-001</b>	22.2	500	134.1	223.7
<b>SUITS GREENLEE 00813 &amp; 00814 CABLE PULLER</b>				

\* Working Load Limit is 5:1 for Lifting and 3:1 for Pulling applications of "Break Strength" unless otherwise specified by manufacturer, local authority, procedure or guideline


**NOTE: Longer rope lengths available on request**






## MODEL No. MPPP-700 MULTI-PURPOSE POLE PLATFORM

This unit comes in two parts, one to secure onto the power pole as stage one and the standing unit to complete the set up. Manufactured with a combination of aluminium, steel, rubber and polyurethane this unit is certified to a working load limit of 150kg. Standing platform is 630 x 350mm. It will suit all types of power poles up to 450mm in diameter.



Model No.	Description	Suits Pole Diameters (mm)	Dimensions (mm)	WLL (kg)	Wt (kg)
<b>MPPP-700</b>	Multi-Purpose Pole Platform	Up to 450	1320 x 350 x 260	150	15

## MODEL No. WPP SERIES WOOD POLE PLATFORMS



WPP-860

Made from steel and marine ply, finished with zinc plating. This unit is rated to a working load limit of 150kg. Standing platform measures 350 x 650mm, 3mm rubber is adhered for insulation and anti-slip properties. Will suit wooden power poles up to 400mm in diameter.




WPP-1200

Standing platform is 1060 x 460mm with anti-slip surface. High tensile chain is supplied to suit wooden power poles up to 750mm in diameter. Tested and certified to working load limit 150kg. Frame work is zinc plated.

Model No.	WLL (kg)	Maximum Pole Diameter (mm)	Deck Length x Width (mm)	Weight (kg)
<b>WPP-860</b>	150	400	650 x 350	14
<b>WPP-1200</b>	150	750	1060 x 460	18



## OVERHEAD INSULATOR & ABC ROLLERS



Insulator Cable Roller

Insulator cable bracket to suit vertical post insulator with top clamp. The unit folds together on a hinge and has a hand screw up handle. A top ring allows the unit to be carried easily or lowered from pole tops with rope. The **ICB-040B** sits close to the top of the insulator where the **ICB-080** is raised up higher.

Model No.	Description	Suits Insulator Necks (mm)	Wt (kg)
<b>ICB-040B</b>	40mm OD Rollers	55-100	6.1
<b>ICB-080</b>	40mm OD Rollers	55-100	6.5



ABC Roller Guide & Fixing Clamp

Suitable for 4x95mm<sup>2</sup> and 4x150mm<sup>2</sup> ABC (Aerial Bundled Cable). Assembly is in two parts (Roller Guide & Cable Clamp). Handle sold separately (See below).

Model No.	Description	Handle to Suit Model No. ABC-4X150
<b>ABC-4X150</b>	ABC Roller for 4x95-4x150	<b>ABC-H</b>

## UNIVERSAL STRINGING ROLLER & ACCESSORIES

### UNIVERSAL STRINGING ROLLER

A high-strength alloy gives this block a 1,135kg working load limit. The throat opening is 95.25mm high and 80mm wide. The 75mm wide, 175mm diameter sheave runs on heavy duty sealed ball bearings. The ball-eye socket clevis attachment accepts optional fittings to suspend the roller (See Below). For Urethane lined sheave, use Model No. CB-1L. Custom laser etching available upon request.

Model No.	Description	WLL (kg)	Bottom of Groove (mm)	Height (mm) Inc Socket	Width (mm)	Wt (kg)
<b>CB-1</b>	Roller Universal Stringing Al Sheave	1,135	110	370	205	4.05



CB-1 shown with RS-1

**SPARES: CB-1/LATCH PIN, CB-1/GATEASSY, CB-1-WASHER**

### MOUNTING BRACKETS FOR UNIVERSAL STRINGING ROLLER

Brackets for mounting universal stringing roller **CB-1**.

Product				
In Use				
Model No.	<b>RS-1</b>	<b>CAB-1</b>	<b>IB-1</b>	<b>IB-AIA-J</b>
Description	Bracket – Ratchet Strap, for ease of mounting CB-1 roller at almost any angle on all size cross-arms, concrete, steel and wooden poles	Bracket – Cross-Arm, allows the CB-1 Roller to be mounted to a cross-arm at almost any angle	Bracket – Insulator Top, with urethane jaws. Allows the CB-1 roller to be mounted to an insulator at almost any angle	Bracket – Insulator Top, allows the CB-1 Roller to be mounted to 22/33kV insulators at almost any angle
Suits	All Cross-Arms. Wood, Concrete & Steel Poles	Cross-Arms up to 146 x 159mm	Insulators, most small to medium neck size	Insulators, most small to large (Including 22/33kV)
WLL (kg)	666	1,135	1,135	1,135






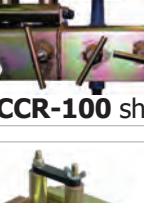



### SUSPENSION ADAPTORS FOR UNIVERSAL STRINGING ROLLER

Suspension fittings for suspending rollers with ball-eye socket clevis.

Product			
Model No.	<b>T14</b>	<b>T15</b>	<b>T12</b>
Description	Ball Clevis	"Y" Ball Clevis	Ball Safety Hook



**OVERHEAD CROSSARM ROLLERS (MADE IN AUSTRALIA)**

	Model No.	Description	Wt (kg)
	<b>CARR-080</b>	Inline Roller suits any crossarm material. 1 horizontal roller, ratchet strap type 250kg WLL	4.0
	Model No.	Description	Wt (kg)
	<b>CARR-140</b>	Inline Roller suits any crossarm material. 1 horizontal roller, ratchet strap type 750kg WLL	4.7
	Model No.	Description	Wt (kg)
	<b>FCARR-100</b>	Roller suits any crossarm material up to 150mm. 2 vertical/2 horizontal rollers, rubber mounts, ratchet strap type	4.8
	Model No.	Description	Wt (kg)
	<b>FCARR4-100</b>	Roller suits any crossarm material up to 150mm. 4 vertical/2 horizontal rollers, rubber mounts, ratchet strap type	5.9
	Model No.	Description	Wt (kg)
	<b>WCAR-100</b>	Roller suits wood crossarms up to 100mm. 2 vertical/horizontal rollers, "T" screw handle	4.4
<b>WCAR-100 shown</b>	Model No.	Description	Wt (kg)
	<b>WCAR-150</b>	Roller for wood crossarms up to 150mm. 2 vertical/horizontal rollers, "T" screw handle	4.8
	Model No.	Description	Wt (kg)
	<b>WCAR4-100</b>	Roller suits wood crossarms up to 100mm. 4 vertical/2 horizontal rollers, "T" screw handle	5.1
<b>WCAR4-150</b>	Model No.	Description	Wt (kg)
	<b>WCAR4-150</b>	Roller suits wood crossarms up to 150mm. 4 vertical/2 horizontal rollers, "T" screw handle	5.8
	Model No.	Description	Wt (kg)
	<b>WCCR-100</b>	External Corner Roller suits wood crossarms up to 100mm. 4 vertical/2 horizontal rollers, "T" screw handles	8.5
<b>WCCR-100 shown</b>	Model No.	Description	Wt (kg)
	<b>WCCR-150</b>	External Corner Roller suits wood crossarms up to 150mm. 4 vertical/2 horizontal rollers, "T" screw handles	9.1
	Model No.	Description	Wt (kg)
	<b>WCASR-100</b>	Inline Roller suits wood crossarms up to 100mm. 2 vertical/4 horizontal rollers, "T" screw handles	6.0
<b>WCASR-150 shown</b>	Model No.	Description	Wt (kg)
	<b>WCASR-150</b>	Inline Roller suits wood crossarms up to 150mm. 2 vertical/4 horizontal rollers, "T" screw handles	6.8
	Model No.	Description	Wt (kg)
	<b>CASB-800</b>	Roller Support Bracket with heavy duty ratchet strap suits crossarms. Can be used on wood, steel and concrete poles	5.8





## HANGING ROLLERS (MADE IN AUSTRALIA)

Photo					
Model No.	<b>ACB145-60</b>	<b>ABC175-60</b>	<b>ABC66-28</b>	<b>APB-1100</b>	<b>ASCB-080</b>
Description	ABC Roller with Side Pin Gate & Safety Hook, Al Sheave 145mm, 50mm OD Max Cable, WLL 2,000kg	ABC Roller, swing apart, plastic sheave 170mm	ABC Roller, swing apart, plastic sheave 66mm	Roller, Plastic Nylon Sheave 600kg WLL, Suits up to 24mm OD cables, 120mm OD Roller	ABC Roller, Side Screw Latch, Aluminium Width 110mm, 105mm roller OD (Also available # ASCB-140, 140mm OD roller 150mm) WLL 500kg (Both)
Photo					
Model No.	<b>CSR-010</b>	<b>PER-01</b>	<b>SCR-01</b>	<b>SCR-02</b>	<b>TRCG-140</b>
Description	Catenary Stringing Roller, Plastic Sheave	Parallel Earth Roller with Plastic Sheave	Single Stringing Contact Roller, Metal Sheave	Double Stringing Contact Roller, Metal Sheave	Triple Aluminium Roller, Lightweight Al Sheaves and Safety Hook with Latch, 1000kg WLL

## FIBRE OPTIC ROLLERS

<b>AFG90-2</b>	<b>AFG90-80</b>		<b>APBV-30</b>
Model No.	Description		
<b>AFG90-1</b>	Roller 90° with Single Middle Roller and Retainer Arms		
<b>AFG90-2</b>	Roller 90° with Double Middle Roller and Retainer Arms		
<b>AFG90-80</b>	Roller 45° with Single Middle Roller and Retainer Arms		
<b>APBV-30</b>	Pole Bracket for AFG Type Rollers (Makes Rollers Horizontal)		
<b>AVH-50</b>	Adaptor for AFG Type Rollers (Makes Rollers Vertical)		
			<b>AVH-50</b>

## CABLE DRUM TRAILERS

Australian made galvanised frame single drum cable trailers.



## STANDARD INCLUSIONS FOR ALL TRAILERS

- 16" rims and HD tyres
- VIN Number Supplied
- Mechanical Hand brake
- Sealed Bearing Roller Supports
- Ø66mm Drum Spindle with cones and collars to suit
- Jockey Wheel
- All necessary driving lights
- 7 Pin Flat connector
- Rear Stabilising Jacks (2)
- Safety Stickers and operations manual
- Galvanised Steel Chassis



## HYDRAULIC - INCLUSIONS FOR SDTH TRAILERS

- Hydraulics for loading and unloading of cable drum
- Electric start motor to power Hydraulic Lifting System
- Electric break-away brake system
- Front and rear stabilising jacks
- Anderson plug charging trailer battery

### PLEASE ADVISE THE FOLLOWING WHEN MAKING AN ENQUIRY

1. What is the Max Cable drum weight to be transported?
2. What is the Max Cable drum Diameter?
3. What is the Max Cable drum Width?
4. Is the requirement for a Standard Trailer or for a Trailer with Hydraulic Loading/Unloading capacity?
  - a) If hydraulics is required, is Petrol or Diesel motor preferred?
  - b) How often will loading and unloading of the cable drum be required?



## HYDRAULIC PULLERS



F265.20



F260.180.22



SCAN & PLAY

## HYDRAULIC TENSIONERS



F120.30



SCAN & PLAY



F120.AF.90.2



SCAN & PLAY

## HYDRAULIC PULLER TENSIONERS

## CABLE-PUSHER MACHINES



F224.08



SCAN & PLAY



F306.18.CC



SCAN & PLAY

## HYDRAULIC POWER UNITS

## OPTIONAL ACCESSORIES



038.1



DEG



037



SCAN & PLAY

## REEL STAND



F155



SCAN & PLAY

## REEL TRAILERS



F10.50



SCAN & PLAY



## ANTI-TWISTING STEEL ROPE



21.12



SCAN & PLAY

## HELICOPTER STRINGING ROLLERS



Series F



SCAN & PLAY



## DETACHABLE PULLEY



21.12



SCAN & PLAY

## RUNNING OUT ROLLER



F 151 235 AS



SCAN & PLAY

## PULLEY BLOCKS



F145



SCAN & PLAY

## SNATCH BLOCKS



C86.ST



SCAN & PLAY

## SAGGING SCOPE AND ROPE MESURING DEVICE



C 120



F77



SCAN & PLAY

## MULTIPLE ROLLER PULLEY



F 1308 100 98



SCAN & PLAY

## PORTABLE STRINGING EARTH



C35



SCAN  
& PLAY

## F153, F154 RUNNING BOARDS



F154

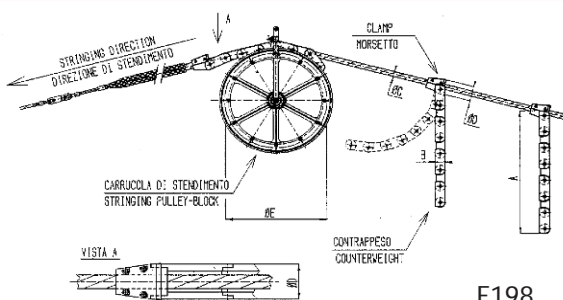


F153



SCAN  
& PLAY

## OPGW COUNTERWEIGHT




SCAN  
& PLAY

## LINE TROLLEY



SCAN  
& PLAY

## GIN POLES & ALUMINIUM ALLOY EQUIPMENT



Ladders for pole climbing, Structures for conductor crossing and Gin poles



SCAN  
& PLAY

## F 127 SERIES SUSPENSION PLATFORMS



SCAN  
& PLAY

## C 167 SERIES SUSPENSION LADDERS (VERTICAL)



SCAN  
& PLAY

## C 167F SERIES SUSPENSION LADDER/PLATFORM



SCAN  
& PLAY

## C167G SERIES SUSPENSION LADDER/PLATFORM



SCAN  
& PLAY

## C161 SERIES SUSPENSION LADDERS



SCAN  
& PLAY








**SPECIALISED FORCE**  
HYDRAULIC TOOLS &  
ELECTRICAL CONTRACTORS EQUIPMENT  
PTY. LTD.

## ***Dynamometers & Load Cells***



**[www.specialisedforce.com.au](http://www.specialisedforce.com.au)**





## G. DYNAMOMETERS & LOAD CELLS

226–236

DYNAMOMETERS & TRACEABILITY PLATFORM – TRACTEL	226
TRACEABILITY PLATFORM – TRACTEL	227
DYNAMOMETERS – TRACTEL	228-231
DYNAMOMETERS – PIAB	232-233
DYNAMOMETER – ANALOG – HI-TOOL	234
METER – CABLE/WIRE TENSION – DILLON	235
METER – ROPE TENSION – GIGASENSE	236

## HANDIFOR ELECTRONIC DYNAMOMETERS

A convenient electronic load indicator including hooks for measuring small weights, quickly and easily.

### SPECIFICATIONS

- 5-digit LCD display, 14mm
- Safety factor: at least 4 times work load limit.
- Accuracy: 0.5% of measuring range
- Unites: kg, daN, lbs
- Protection Class: IP40
- Operating Temperature: -10 to +50° C
- In conformity with: CEM2004/108/C
- Tare peak hold (max) functions

Model	W.L.L (kg)	Accuracy	Min. Value	Resolution	Weight (kg)	Product Code
handifor 20	20	0.1	0.1	0.1	0.5	199919
handifor 50	50	0.25	0.2	0.2	0.5	199929
handifor 100	100	0.5	0.2	0.2	0.6	199939
handifor 200	200	1	0.5	0.5	0.9	199949



## TRACEABILITY PLATFORM- INSTANT ACCESS TO KEY PRODUCT INFORMATION

Introducing Tractel 's new product information and traceability platform – an exciting new tool giving you instant access to a range of technical information related to your product.

Simply use a QR code reader to scan the identification label on the product or packaging to gain access to the information you need; direct to your phone, tablet or computer.



Packaging Product Label  
(on packaging)



Product Label  
(on product)



EAN Code Label  
(on packaging)

### INSTANT ACCESS TO

- **Product Identification information** (batch & serial number, manufacturing date etc).
- **Product Data** (available to download to your device):
  - Certificate of Conformity
  - User manual
  - Technical data sheet
  - Declaration of conformity
- **Traceability system**
  - TRACTEL service information : summary of service performed by TRACTEL
  - Possibility to register & trace the key life events of the equipment: date of the first use, attribution of the equipment to a user, periodic inspection, maintenance operation, disposal, etc...



## TRACEABILITY PLATFORM- HOW TO USE IT?



1. Download a free QR code scanner on your smartphone, tablet or computer



Example: QR Code Reader for Android

2. Open the QR Code Scanner app and scan the code on the packaging or product



You will be redirected to a special Tractel website with a webpage dedicated to your product

3. Find all the relevant information of the product you scanned



Available downloads in PDF format:

- Identification information of the product: batch and serial number, manufacturing date
- Certificate of conformity (Notified body product certificate)
- User manual
- Technical data sheet
- Declaration of conformity

4. Register to have immediate access to advanced functionalities.



- Details to create an account:
  - Name
  - Email Address
- Create a password to secure your account.

5. Enter and track the key life information of your product.



- Date of the first use
- Attribution of the equipment to a user
- Periodic inspection
- Maintenance operation
- Disposal



## DYNAFOR EXPERT WIRELESS DIGITAL DYNAMOMETERS



The dynafor™ Expert is a wireless digital dynamometer, used in high precision applications. With its unique design, it allows to reach extreme precision.

Based on the principle of strain gauge extension measurement, the sensor generates an electrical signal which is processed and analyzed by a built-in microprocessor, which transmits the information to a wireless accessory.

Equipped with radio 2.4 GHz (RF) and Bluetooth (BLE) chipsets available all time, the dynafor™ Expert provides a wireless range of:

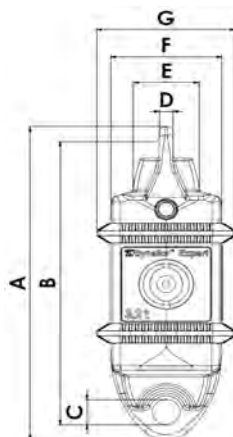
- 400 m to Tractel® dynafor™ HHD, large displays AL128 and software accessories
- 30 m to any smartphone equipped with our free dynafor™ app on iOS or Android

### APPLICATIONS

- Overhead Weighing
- Force measurement testing
- Towing applications
- Safety and lifting applications
- Load balancing
- Research & Development Projects
- Load Monitoring on lifting equipments

### ACCESSORIES

- dynafor™ HHD for a remote display with extended functionalities
- Wireless dynafor™ AL128 for a high visibility display
- Loader Software to unload data saved into the HHD
- Monitoring Software, in use with HHD for real-time monitoring
- dynafor™ application available on any Android and iOS device
- dynafor™ DMU for threshold management
- Standard bow and clevis shackles



Model No.		Expert 0.5t	Expert 1t	Expert 2T	Expert 3.2t	Expert 5t	Expert 6.3t	Expert 10t
<b>Maximum Capacity WLL</b>	Tonne	0.5	1	2	3.2	5	6.3	10
<b>Test Load</b>	Tonne	0.75	1.5	3	4.8	7.5	9.6	15
<b>Safety Coefficient</b>		Minimum 4						
<b>Precision</b>	%	0.1% at 21° C full scale (IP 67 = 0.2%)						
	kg	0.5	1	2	3.2	5	6.3	10
<b>Resolution</b>	kg	0.1	0.2	0.5	0.5	1	1	2
<b>Max. Display</b>		110% of WLL						
<b>Conversion Factor</b>		1 kg = 0.98083 daN = 2.20462 lbs						
<b>Autonomy</b>		From 300 to 1000h depending on usage						
<b>Batteries</b>		3 x AA						
<b>Tool Weight</b>	kg		2.3			3.35		6.45
<b>RF Technology</b>		2.4 GHz proprietary, range up to 400 m (open field)						
<b>Bluetooth Technology</b>		BLE 4.0 range up to 30 m (open field)						
<b>Operating Temperature</b>		-20°C to +50°C						
<b>Sample Rate</b>		4 Hz, up to 32 Hz in "Peak Hold"						
<b>IP Protection</b>		I.P 64 (I.P 67 in option)						
<b>Sensor Head Material</b>		Steel						
<b>Sensor Body Material</b>		Aluminium						Steel
<b>Dimensions mm</b>	A	248	248	248	248	290	290	341
	B	224	224	224	224	254	254	296
	C	Ø20	Ø20	Ø20	Ø20	Ø28	Ø28	Ø40
	D	10	10	10	10	16	16	20
	E	24	24	24	24	35	35	54
	F	80	80	80	80	80	80	80
	G	100	100	100	100	100	100	100

## DYNAFOR™ PRO WIRELESS DIGITAL DYNAMOMETERS

The dynafor™ Pro is a versatile and robust wireless digital dynamometer, used in various weighing and force measurement applications.

Based on the principle of strain gauge extension measurement, the sensor generates an electrical signal which is processed and analyzed by a built-in microprocessor, which transmits the information to a wireless accessory.

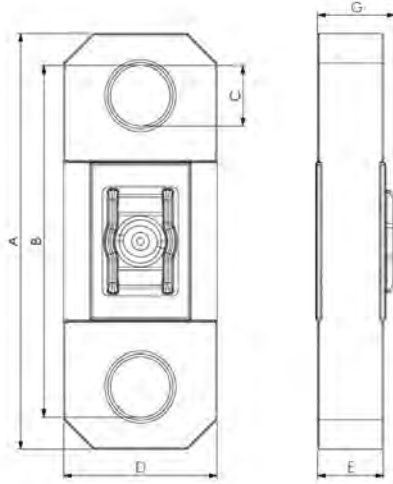
Equipped with radio 2.4 GHz (RF) and Bluetooth (BLE) chipsets, the dynafor™ Pro provides a wireless range of accessories.

### APPLICATIONS

- Overhead Weighing
- Force measurement testing
- Water Bag Load Testing
- Safety and lifting applications
- Heavylift Projects
- Towing Application
- Research & Development Projects
- Load Monitoring on lifting equipments

### ACCESSORIES

- dynafor™ HHD for a remote display with extended functionalities
- Wireless dynafor™ AL128 for a high visibility display
- Loader Software to unload data saved into the HHD
- Monitoring Software, in use with HHD for real-time monitoring
- dynafor™ app available on any Android and iOS device
- dynafor™ DMU for threshold management
- Standard bow shackle and swivel hooks



Model No.		Pro 1t	Pro 3.2t	Pro 6.5t	Pro 15t	Pro 25t	Pro 50t	Pro 100t	Pro 250t
<b>Maximum Capacity WLL</b>	<b>Tonne</b>	1	3.2	6.5	15	25	50	100	250
<b>Minimum Load</b>		10% of WLL							
<b>Test Load</b>	<b>Tonne</b>	1.5	4.8	9.75	22.5	37.5	75	150	375
<b>Safety Coefficient</b>		Minimum 4							
<b>Precision</b>	%	0.2% at 21°C full scale							
	<b>kg</b>	2	6.4	13	30	50	100	200	500
<b>Resolution</b>	<b>kg</b>	0.2	0.5	1	5	10	20	50	100
<b>Max. Display</b>		110% of WLL							
<b>Conversion Factor</b>		1 kg = 0.98083 daN = 2.20462 lbs							
<b>Autonomy</b>		From 300 to 1000h depending on usage							
<b>Batteries</b>		3 x AA							
<b>Weight</b>	<b>kg</b>	0.70	0.86	1.60	3.66	5.33	11.45	27.48	97.98
<b>Weight incl Packaging</b>	<b>kg</b>	1.41	2.32	3.58	5.38	7.05	16.28	45.57	120.07
<b>RF Technology</b>		2,4 GHz proprietary, range up to 400 m in open field							
<b>Bluetooth Technology</b>		BLE 4.0 range up to 30 m in open field							
<b>Operating Temperature</b>		-20°C to +50°C							
<b>Sample Rate</b>		4 Hz, up to 32 Hz in "Peak Hold Mode"							
<b>IP Protection</b>		I.P 64 (I.P 67 in option)							
<b>Sensor Material</b>		Aluminium				HR Aluminium			
<b>Dimensions mm</b>	<b>A</b>	216	216	248	319	357	446	559	797
	<b>B</b>	192.8	193.8	214.1	269.8	301.6	371.2	454.2	609.1
	<b>C</b>	21.5	21.5	28.8	46.5	57.4	78.8	107.6	162.1
	<b>D</b>	79	92	113	119	132	152	196	329
	<b>E</b>	23	23	32	51	61	90	129	180
	<b>G</b>	39	39	39	62	65	91	133.5	Unrelevant

## DYNAFOR™ HHD WIRELESS HANDHELD DISPLAY

The dynafor™ HHD is an universal and ergonomic wireless handheld display, used in combination with our Tractel® products.

Equipped with radio 2.4 GHz (RF) chipset, the dynafor™ HHD provides a wireless connection with Tractel® dynafor™ Pro, Expert & Transmitter WL. Up to 4 loadcells can be connected simultaneously, with a range up to 400 m.

The dynafor™ HHD is the perfect professional tool. With its ergonomic design and intuitive use, the dynafor™ HHD is the best remote display available in the market.

From basic to advanced features, the dynafor™ HHD provides a complete professional solution for every need:

### Basic & necessary features:

- On/ Off
- Units change (kN/ daN / lbs / t / ton (US) / kg)
- Peak hold mode
- Tare (Gross/Net)

### Advanced features:

- Single and multi-sensors reading with sum function
- Manual single & sum data recording, up to 100 measures
- Can be used in combination with dynafor™ DMU and AL128
- Up to 5 trip-point setting, with over-limit time recording and incorporated buzzer
- Settable filtering and zeroing
- Can be connected to a PC and used with our softwares

### Ergonomic features:

- Settable backlight
- Coloured and intuitive interface, available in several settable languages
- Robust protection case provided
- Rechargeable battery



## ACCESSORIES AND REQUIREMENTS

The dynafor™ HHD shall be connected to:

- Tractel® dynamometers dynafor™ Pro and Expert
- dynafor™ Transmitter WL

The dynafor™ HHD can also be connected to a PC in order to:

- Unload and export the data saved in the dynafor™ HHD with our Loader software

- Use the Monitoring Software for a real time-monitoring and a connection up to 8 loadcells

The smartphone Tractel® dynafor™ application can be used simultaneously with the dynafor™ HHD.

Model No.		HHD	Protection Case
<b>Number of sensors inputs</b>		From 1 to 4 sensors (single, multiple and sum reading)	
<b>Digits height</b>	mm	13 mm on single reading	
<b>RF Technology</b>		2,4 GHz proprietary, range up to 400 m (open field)	
<b>Conversion factor</b>		1 kg = 0,98083 daN = 2,20462 lbs	
<b>Power supply</b>		Integrated rechargeable battery 3.7V	
<b>Weight</b>	kg	0.45	
<b>Operating Temperature</b>		-20°C to +50°C	
<b>IP Protection</b>		IP65	
<b>Material</b>		<b>ABS V0</b>	<b>Plastic</b>
<b>Dimensions</b>	<b>Length (mm)</b>	149.3	152.5
	<b>Width (mm)</b>	98.3	105
	<b>Depth (mm)</b>	26.6	40

**Model HHD - with Dyno** (if ordered with Dynamometers)

**Model HHD - Separate** (if ordered without Dynamometers)



## DYNAFOR™ INDUSTRIAL DIGITAL DYNAMOMETER

The dynafor™ Industrial is a versatile and robust digital dynamometer, used in various weighing and force measurement applications.

Based on the principle of strain gauge extension measurement, the sensor generates an electrical signal which is processed and analyzed by a built-in microprocessor, which transmits the information to the integrated display.

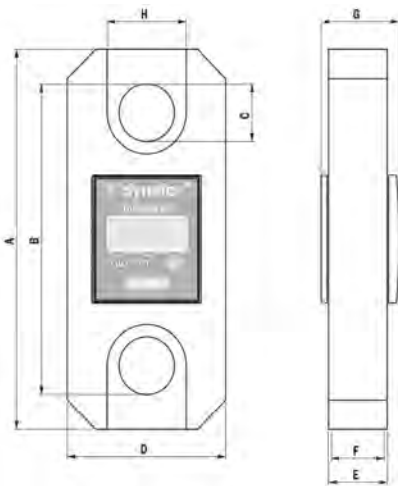
Compatible with standard bow shackles, the dynafor™ Industrial ensures a perfect implementation in your applications.

### APPLICATIONS

- Overhead Weighing
- Force measurement testing
- Towing Application
- Safety and lifting applications

### FUNCTIONALITIES

- On/Off
- Tare
- Peak hold
- Units change (kg, daN, lbs)
- Automatic zeroing
- Automatic stop without load or variation (20 min). Removal of automatic stop available as option



Letter	Designation
A	Strain value
B	Measurement sign
C	NET indicator (net value of the measurement)
D	GROSS indicator (gross value of measurement)
E	Peak Load Indicator
F	Battery Indicator
G	lbs unit indicator
H	kg Unit indicator
I	daN unit indicator
J	Decimal point

Model No.		Industrial 1t	Pro 3.2t	Pro 6.5t	Pro 15t	Pro 25t
<b>Maximum Capacity WLL</b>	Tonne	1	3.2	6.3	12.5	20
<b>Safety Coefficient</b>				Minimum 4		
<b>Minimum Load</b>				10% of WLL		
<b>Precision</b>	+/- %			0.3% at 21°C full scale		
	+/- kg	3	9.6	18.9	37.5	60
<b>Resolution</b>	kg	1	2	5	10	20
<b>Sample Rate</b>	Hz			3 Hz – 32 Hz in "Peak Hold Mode"		
<b>Maximum Display</b>	%			110% of WLL		
<b>Digits Height</b>	mm			18		
<b>Units</b>				kg / daN / lbs		
<b>Coverison Factor</b>				1kg = 0.98083 daN = 2.20462 lbs		
<b>Autonomy</b>				250		
<b>Net Weight</b>	kg	0.75	0.93	1.44	3.22	5.1
<b>IP Protection</b>				IP 64		
<b>Working Temperature</b>	°C			-20°C to +50°C		
<b>Sensor Material</b>				Aluminium		
<b>Batteries</b>				2x AAA		
<b>Dimensions (mm)</b>	A	191	191	236	277	342
	B	164	164	184	226	264
	C	22	22	28	42	54
	D	83.5	99.5	121.5	120.5	147
	E	22	22	22	45	45
	F	19.8	19.8	19.8	40.5	40.5
	G	36.4	36.4	36.4	59.4	59.4
	H	37.6	44.8	54.7	60	73.5

## PIAB DYNAMOMETERS (MADE IN SWEDEN)

**The PIAB Dynamometer is excellent for measurement and control of tension forces, where accuracy, reliability and safety in all conditions is required.**

The PIAB Dynamometer is extremely robust and reliable instrument and is an all-weather instrument.

### TECHNICAL DATA

ACCURACY:  $\pm 0.6\%$  of the max. capacity

WORKING TEMPERATURE: Max.  $+60^{\circ}\text{C}$

TAREING: The dynamometer can be tarred to approx. 10% of the full scale.

To obtain best accuracy the dynamometer should be supplied calibrated for a known tare.

SCALE: White lacquered with black graduation.

PROTECTION CLASS: IP 67, IEC 529 NEMA 4X

### Range of Application

The PIAB Dynamometer is an all-weather instrument, equally suitable for use in the laboratory as out in the field for weighing and measuring mechanical forces.

### Function

The pull rod movement operates the scale drum through a square thread stem.

The power-absorbing element consists of specially made Belleville type spring washers, designed to be entirely free from wear. The spring washers cannot be overloaded.

### Safety

Safety factor 5:1, guaranteed to withstand a load of 5 times full scale reading before rupture.

The resistance to rupture is tested by the National Swedish Institute for Materials Testing.

The PIAB Dynamometer may be overloaded by 100% without impairing the accuracy.

The PIAB Dynamometers, types M-G, have drop-forged steel eye brackets (SIS 2174, St 52-3N acc. to DIN 17100, 50 D acc. to BS 4360); giving a guaranteed impact resistance to  $-20^{\circ}\text{C}$ .

The O-ring of the pull rod is protected by a neoprene rubber membrane.

On instantaneous unloading, e.g. breaking test, the return movement of the pull rod is retarded by a specially made spring washer. The PIAB Dynamometer is approved by the National Board of Occupational Safety and Health for integral connection in the carrying system of a lifting device and for weighing of test loads in connection with inspection.

# PIAB



### Dynamometer for remote reading

The PIAB Dynamometer used for remote reading is supplied with a built-in precision potentiometer. The potentiometer is directly connected to the scale mechanism of the PIAB instrument.

The electrical resistance of the potentiometer varies in proportion to the load on the dynamometer.

The resistance is indicated on a receiving instrument, calibrated individually and marked with the same serial number as the dynamometer.

The electrical connections are made on a connection block in a surface mounted connection box.

### Contact function

The PIAB Dynamometer can be equipped with a built-on adjustable Switch Head. Using a Microswitch, which is directly influenced by the pull rod, the PIAB Dynamometer gives an electrical contact function at a preset value. For further technical specifications please refer to PIAB Info 9116-1 PIAB Switch Head Dynamometer.

### Protection against corrosion

The PIAB Dynamometer is fully pressure tight and each instrument is pressure tested.

The external surfaces are zinc plated with clear chromate passivation.

If the PIAB Dynamometer is to be used in a very corrosive atmosphere, it can be polyester lacquered.

## APPLICATIONS FOR THE PIAB DYNAMOMETER



In line construction it is important to control the installed tension of conductors according to type and conditions. For field work light and robust equipment is especially important. The PIAB Dynamometers are used for this duty all over the world.



Obligatory standards of control for occupational safety and health require that safety ropes and belts are regularly and properly checked.



This electrical overhead traveling crane is protected against overload by a PIAB Dynamometer in the hook line anchorage, giving the crane operator the actual load on the hook together with overload warnings and power shunt.

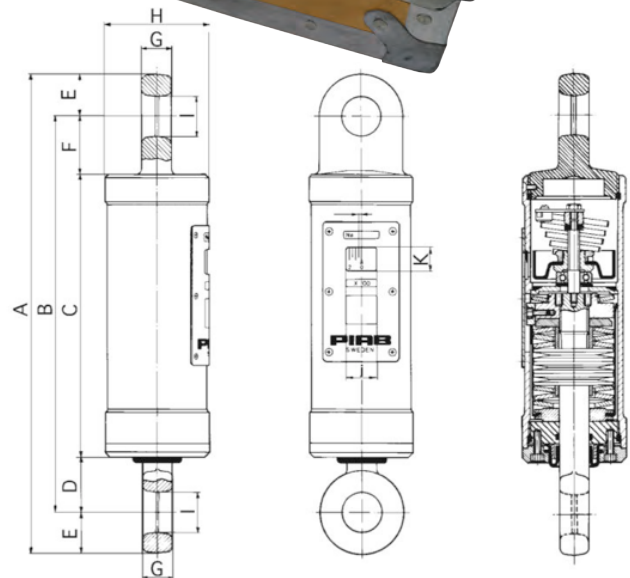



## PIAB DYNAMOMETER FUNCTION

**PIAB**

The pull rod movement operates the scale drum through a square thread stem. The power-absorbing element consists of specially made Belleville type spring washers, so designed as to be entirely free from wear. The spring washers cannot be overloaded. The PIAB Dynamometer can be overloaded with 100% without affecting the accuracy.

- Can temporarily be overloaded by 100% without affecting the accuracy.
- Fully pressure tight, and each instrument is pressure tested.
- The PIAB Dynamometer can be equipped for remote reading or contact functions (micro switches).
- Available with polyester lacquering for use in very corrosive environment (optional).



Model No.	TYPE	Capacity	Graduations		Weight	Measurements in mm									
		kg/N	1	Mm		A	B	C	D	E	F	G	H	I	J x K
300015	K	250kg	5	2.2											
300016	NK	2,500N	50N												
300020	A	500kg	10		1.9	266	230	165	42	18	23	20	50	17	24 x 20
300021	NA	5,000N	100N	2											
300025	B	1,000kg	20												
300026	NB	10kN	200N												
300230	B x 1.5	1,500kg	50	1.6	2.3	292	256	191	42	18	23	20	50	17	
300231	NB x 1.5	15kN	250N												
300030	M	2,000kg	25	2.3											
300031	NM	20kN	500N		7.8	395	327	234	45	34	48	25	86	33	
300035	O	3,000kg	50	2.5											26 x 20
300036	NO	30kN	500N												
300040	Q	5,000kg	50	2.5	15	413	329	230	45	42	55	30	122	40	
300041	NQ	50kN	500N												
300045	S	10,000kg	100	3.5	26.5	495	385	260	60	55	65	45	149	56	
300046	SQ	100kN	1kN												
300050	U	20,000kg	200												
300051	NU	200kN	2kN	4.2	78	675	505	300	102	85	103	70	228	81	65 x 23
300055	G	25,000kg	200												
300056	NG	250kN	2.5kN												
300060	E	50,000kg	250	2.7	115	831	631	387	123	100	121	95	231	115	
300061	NE	500kN	2.5kN												




DYNAMOMETERS AND LOAD CELLS (MADE IN JAPAN)

HI-TOOL CO., LTD

FEATURES

- Compact, lightweight, rugged construction.
- Designed for line work.
- Graduated in kN (1 kilo newton “kN” = 102 kg force).
- Accuracy +/- 3% full scale.
- Both pulling eyes rotate 360°.
- Optional maximum reading indicator pointer kit available for easy installation.
- Optional easily installed screw-on face with twin steel protective bars also available.
- Each tool is serial numbered and supplied in a heavy duty fabric case with calibration certificate.



Model No.	Capacity (kN)	Capacity (Tonne)	Graduation (kN)	A (mm)	B - Body Ø (mm)	C (mm)	D (mm)	Weight (kg)
TM-5 COMPLETE*	5	0.5	0.1	160	75	90	20	0.9
TM-10 COMPLETE*	10	1.0	0.2	190	75	90	25	1.0
TM-20 COMPLETE*	20	2.0	0.5	190	75	90	25	1.1
TM-30 COMPLETE*	30	3.0	0.5	240	75	95	35	1.9
TM-50 COMPLETE*	50	5.0	1.0	250	90	120	35	2.6
TM-100 COMPLETE*	100	10.0	2.0	350	110	140	50	6.0

\*SUPPLIED WITH PROTECTION BARS & MAX LOAD INDICATOR

SPARE PARTS



GLASS PROTECTION BARS

- Model No. TM5/30 BARS  
Suits TM-5 to TM-30 Dynamometers
- Model No. TM50/100 BARS  
Suits TM-50 to TM-100 Dynamometers



MAXIMUM LOAD INDICATOR


- Model No. TM5/30 POINTER  
Suits TM-5 to TM-30 Dynamometers
- Model No. TM50/100 POINTER  
Suits TM-50 to TM-100 Dynamometers

## QUICK CHECK "RED" CABLE/WIRE TENSION METER

**DILLON**

### CHECK YOUR CABLE/WIRE TENSION IN SECONDS!

The Dillon Quick-Check can be placed on a cable, measure the tension and be removed in seconds! There are no complex lookup tables and no conversion charts. The operator can quickly select from 20 different wire sizes and types stored in Quick-Check's memory. The Check-Tensioning mode graphically displays the current and target tensions for extremely quick setting of line tension.



SCAN & PLAY

### Broad Application

The Quick-Check can be employed in many industries to ensure proper tensioning. Typical applications include tower and stack guy wires, pre-tensioned cable barriers, bridges, elevators, winch rope, prestressed concrete, aircraft cables, overhead railway transit wires, fall arrest systems, utilities and much, much more.

### FEATURES

- Accommodates a wide range of wire sizes and styles
- Telescoping handle length facilitates easy placement on cable
- Built-in averaging saves time and eliminates errors
- Stores calibrations for up to 20 unique wire sizes and types
- Stores wire rope reading and data can be exported (RS-232 port)
- Built-in temperature sensor with patented automatic tension adjustment
- Sheaves with bearings eliminate friction and provide the best accuracy
- Easy-to-read backlit display with full-text prompts and easy to use soft key interface
- Uses standard AA batteries - Up to 250hrs (Tested with back-light off)
- Time saving check-tensioning mode
- Portable and rugged – designed for outdoor use
- Carry case included



Please contact Specialised Force to discuss your requirements - units programmed specifically to order.

### SPECIFICATIONS OF UNIT

Model No.	Tension Capability (kN/kg)	Wire Size (mm)	Accuracy* (±) %	No. of Calibrations	Temp Range °C	Sheave Range (mm) <sup>1</sup>	Re-Calibration	Size (cm)	Wt (kg)
<b>AWT05-508112</b>	10/1000	4.76-25.4	3-5	Up to 20 Independent	-20 to 70	<12.7	24 Months, Sooner with Frequent Use	25x59x8	5
<b>AWT05-508111</b>	45/4500								
<b>36328-0017MTS (Included)</b>		Carry Case - Medium Duty, Die Cut Density Foam						70x41x20	1.5

\* ±3% instrument capacity (calibrated to specific wire size & type, ±5% with same wire diameter as calibrated but different wire type).

<sup>1</sup> Sheave accommodates wire size 12.7mm smaller.

Model No.	Sheave Code	Accommodates Wire Diameters (mm)
<b>36309-0085</b>	L	4.75-6.5
<b>36309-0044*</b>	P	4.75-12.7
<b>36309-0010</b>	S	6.5-19.0
<b>36309-0101</b>	T	12.7-25.4

**NOTE: The first wire calibration is included, all others are charged, with pricing reduced the more you order (In Multiples of: 2-5, 6-10 & 11-15).**



\* "P" Sheave included. Additional sheaves to be ordered according to your cable/wire size

### DISPLAY RESOLUTION

#### 10kN/1000kgf Quick-Check Instrument

Model No.	Displayed Resolution Setting		
	Low	Medium	High
<b>AWT05-508112</b>			
Kilogram-Force (kgf)	5	2	1
Newton (N)	50	20	10

#### 45kN/4500kgf Quick-Check Instrument

Model No.	Displayed Resolution Setting		
	Low	Medium	High
<b>AWT05-508111</b>			
Kilogram-Force (kgf)	20	10	5
Newton (N)	200	100	50

## RTM - ROPE TENSION METER

The RTM can be used in applications where accurate measurement in pre-loaded wire ropes is required. Such applications can be stay ropes, suspension ropes, catenary ropes etc. The RTM is applied direct to the rope and the measured tension value is presented digitally.

### RANGE OF APPLICATION

The RTM was designed to swiftly and accurately measure the tension in fixed or stationary ropes or cables i.e. guy wires for masts and/or towers or other guyed constructions. The RTM will also be very useful in determining the tension in overhead suspension ropes for railways catenary's. The RTM can be used to measure tension forces up to 20 metric ton and for wire ropes with a diameter of up to 38 mm. Thanks to the use of microprocessor technology the RTM can be calibrated on up to 10 different wire rope dimensions/types. The digital read out display will clearly show the tension of the wire rope selected. No calibration tables are required.

### FUNCTION

The RTM is very simple and handy to use. Simply hold and "clip" it to the rope to be tested and use the large hand screw to deflect the rope to a fixed angle. The resultant force will then affect the load cell and measure the tension in the wire rope. The resultant signal is digitally processed and displayed in a graduation selected and pre-programmed. The RTM can be graduated in kN, klb or in metric ton.

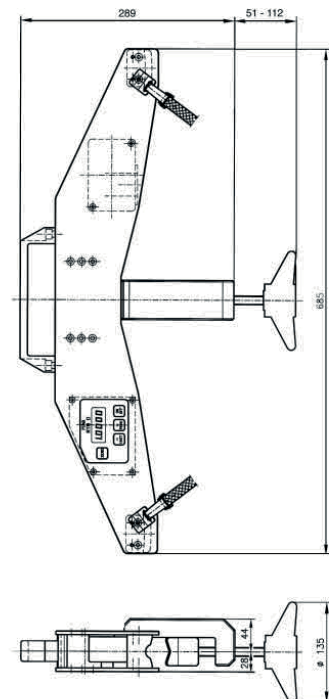
### SAFETY

The RTM is a delicate testing instrument for swift, handy and accurate testing of pre-tensioned stationary ropes. Thanks to the design of the instrument it can temporarily be overloaded with 100% of its nominal capacity without affecting the accuracy of the instrument. Tempered outer rope supports and centre clamping jaw give the instrument a long service life with accurate measurements. The RTM is delivered in a robust and light weight transport case (760 x 400 x 170 mm) for easy handling and protection of the instrument.

### SPECIFICATIONS

Model No	RTM
<b>Capacity (Measurement Range)</b>	2 – 20 ton
<b>Rope OD</b>	6 – 38mm
<b>Numbers of Ropes to be Stored</b>	Up to 10 (factory programmed)*
<b>Accuracy</b>	2 – 6% of max. capacity (Dependant on wire rope type and characteristics)
<b>Display</b>	Digits 12mm, LCD, 0-19999
<b>Battery</b>	9V Standard, 6LR61 or equivalent
<b>Operating Time</b>	25 Hours
<b>Material</b>	Corrosion and weather resistant, side plates anodised aluminium
<b>Dimensions</b>	135mm x 380mm x 685mm
<b>Weight</b>	6.2kg
<b>Temperature Range</b>	-20 to +60°C
<b>Protection Class</b>	Conforms to class IP 65 according to IEC 529. NEMA 13.

\*1st Rope Calibration Free



**Contact Specialised Force for Tension Meter Sizes & Pricing**











**SPECIALISED FORCE**  
HYDRAULIC TOOLS &  
ELECTRICAL CONTRACTORS EQUIPMENT  
PTY. LTD.

# ***Live Working, Storage & Linesman Accessories***



***[www.specialisedforce.com.au](http://www.specialisedforce.com.au)***





## H. LIVE WORKING. STORAGE & LINESMAN ACCESSORIES

242–259

TREE TRIMMING – INSULATED KITS	242
INSULATED FIBREGLASS STICKS	243
STORAGE – EWP – TOOL HOLDERS & BOARDS – JAMESON	244
STORAGE – EWP – APRONS & HOOKS – ESTEX	245
STORAGE EQUIPMENT – TOOL BAGS & BUCKETS – ESTEX	246-247
PETROL DRILL – TANAKA & SONS	248
HELICAL TOOL, WEDGE REMOVER & CROSS ARM DRILL	249
WRENCH – IMPACT, BATTERY – IZUMI	250
WRENCHES – STANDARD & UTILITY RATCHET	251
GLOVES & ACCESSORIES – RUBBER INSULATING – BALMORAL ENGINEERING	252-253
MARKERS & GUARDS – BALMORAL ENGINEERING	254
WARNING MARKERS – BALMORAL ENGINEERING	255
MATS, DRAPES, COVERS & RESCUE KITS – BALMORAL ENGINEERING	256
ELECTRICAL ARC PROTECTION BLANKET - ESTEX	258
METER - CABLE LENGTH & VOLTAGE DETECTOR - GREENLEE	259

## INSULATED TREE TRIMMING KITS (MADE IN USA)

### ALL OF YOUR TREE TRIMMING NEEDS IN ONE BAG

Open the tool kit bag and you have your choice of tree trimming tools in the length you need, all in a convenient heavy duty vinyl tool bag that offers long wear and maximum protection for the tools.



Model No.	Description	Weight
4141	TREE TRIMMING KIT 1,200mmL x 32mm DIA ROUND FOAM FILLED SECTIONS (electrically tested at factory)	6.8kg
4142	TREE TRIMMING KIT 1,800mmL x 32mm DIA ROUND FOAM FILLED SECTIONS (electrically tested at factory)	8.6kg
	Optional	
HF4005	ROPE INSULATOR 860mmL	0.136kg
HF-4010	ROPE INSULATOR 1100mmL	0.136kg



Rope Insulator for up to 33kV Model No. **HF-4010**

Rope Insulator for up to 66kV Model No. **HF4005**

Note:

- Manufactured to meet a variety of standards, including ASTM, IEC and OSHA
- Will withstand 100KV per foot
- Doesn't absorb moisture and is very durable

Kit Qty	4141	4142	Model No.	Description
4	-		HF546-4	Stick Ext 1.2m <b>1</b>
-	4		HF546-6	Stick Ext 1.8m <b>2</b>
1	1		HF4125	Cutter Head <b>3</b>
1	1		HFA18007	Stick Base Cap <b>4</b>
1	1		HFA10012	Adaptor Universal Head <b>5</b>
1	1		HFP10046	Universal "S" Hook <b>6</b>
1	1		HFA11000	Saw Pruning Universal <b>7</b>
1	1		HFA10016	Handle Universal Saw <b>8</b>
1	1		HFA30007	Scabbard for Saw <b>9</b>
1	-		HF01-020	Carry Bag 1.2m Sticks <b>10</b>
-	1		HF01-021	Carry Bag 1.8m Sticks <b>10</b>





## INSULATED FIBREGLASS STICKS (MADE IN USA)

### TELESCOPIC INSULATED MEASURING STICKS

#### Triangular Insulated Combination Operating/Measuring Stick.

- Open and Close switches, disconnects, line fuses, as well as measure elevated heights.
- Eye level measurement markings means no calculations required.  
Read height is shown at the top of the Base section.  
Metric markings are printed in LARGE easy to read numbers.



Model No.	Extended Length (m)	Retracted Length (m)	Vinyl Storage Bag	Weight (kg)
HFMV-25*	7.8	1.6	TE2607	3.7
HFMV-30*	9.2	1.7	TE2607	4.6
HFMV-35*	10.5	1.7	TE2607	5.5
HFMV-40*	12	1.8	TE2608	6.5

\*Replacement sections available

Other measuring and operating sticks available upon request.



**Universal Disconnect Hook**  
(Supplied with Stick)



### INSULATED STICK KITS

Insulated stick kits for opening and closing switches & fuses.

- Available in 1200 & 1800mm sections.
- Tailor to your requirements.



Model No.	Description	Contents	QTY	
HF546-4/KIT	Insulated Stick Kit, 1200mm sections	HF5467-4*	1200mm Extension c/w Sunrise Head	1
		HF546-4 *	1200mm Extension	3
		HFP10431*	Universal disconnect hook	1
		HFA10012*	Sunrise adaptor	1
		HFA30002*	Hand Guard	1
		FEH*	Fuse extraction head – pigtail	1
		HF01-020*	Vinyl Carry Case	1
HF546-6/KIT	Insulated Stick Kit, 1800mm sections	HF5467-6*	1800mm Extension c/w Sunrise Head	1
		HF546-6*	1800mm Extension	2
		HFP10431*	Universal disconnect hook	1
		HFA10012*	Sunrise adaptor	1
		HFA30002*	Hand Guard	1
		FEH*	Fuse extraction head – pigtail	1
		HF01-021*	Vinyl Carry Case	1

\*Replacement parts are also sold individually. Other sticks KITS available upon request

## AERIAL BUCKET MOUNTED TOOLHOLDERS (MADE IN USA)

Jameson's heavy duty bucket mount tool holders offer safe, convenient storage for bucket truck tools. Water repellent and UV resistant, they are designed to withstand extreme weather conditions.



Chainsaw Scabbard  
Model No. 24-14A



Impact Wrench Holder  
Model No. 24-12A




Impact Wrench Holder with Scabbard  
Model No. 24-12AH



Slide in  
adjustable  
dividers



Tool Tray  
Model No. 24-17



Chainsaw Scabbard with Removable  
Liner  
Model No. 24-14L

Removable  
Liner



2 Double Pocket Tool holder  
Model No. 24-15D

Model No.	Description	Size (mm)	Bucket Lip Max (mm)	Weight (kg)
24-12A	Impact Wrench Holder	254 x 125 x 178	95	1.2
24-12AH	Impact Wrench Holder with Scabbard	762 x 280 x 229	95	2.2
24-17	Bucket Mounted Tool Tray	584 x 356 x 203	81	3.2
24-14L	Chainsaw Scabbard with Removable Liner	890 x 203 x 152	89	2.1
24-14A	Chainsaw Scabbard	850 x 127	89	2.0
24-15D	Double Pocket Tool holder	559 x 229 x 229	73	3.0



## STORAGE EQUIPMENT (MADE IN USA)

Estex is a solutions provider in the storage and management of tools



### TOOL APRONS

Estex has designed a series of tool aprons with multiple pocket configurations to fit inside the bucket.

They were designed to fit flat against the liner to minimise interference with line work yet maximise a linemen's ability to reach the necessary tools. Each apron has a non-conductive rod in the top for support as well as two brass grommets.



Yellow Vinyl Tool Apron with Multiple pockets  
Model No. **1829-AP-2**



Black INOSIL Tool Apron with hard body and Multiple pockets  
Model No. **1829-HB-7**



Model No.	Description	Size (mm)	Weight (kg)
<b>1829-AP-2</b>	Tool Apron-Yellow w/multiple pockets	724 x 102 x 673	2.3
<b>1829-HB-7</b>	Tool Apron-Black INOSIL w/multiple pockets & hard body	607 x 102 x 540	3.0

### HANGING HOOKS



Model No.  
**1830**



Model No.  
**1831**



Model No.  
**1842**



Model No.  
**1842-1**



Model No.  
**1843**



Model No.  
**1849**



Model No.  
**1849-OE**



Model No.  
**1849-OE-1**

Model No.	Description	Bucket Lip Size (mm)	Weight Approx. (kg)
<b>1830</b>	Polymer Hook 17.5mm Dia	55.00	0.2
<b>1831</b>	Polymer Hook 17.5mm Dia	76.00	0.2
<b>1842</b>	PVC Hook 16mm Dia	76.00	0.2
<b>1842-1</b>	PVC Hook 19mm Dia	76.00	0.2
<b>1843</b>	PVC Hook 16mm Dia	-	0.2
<b>1849</b>	PVC Hook 19mm Dia	100.00	0.2
<b>1849-OE</b>	PVC Cross Arm Hook 19mm Dia Also suitable for 95.25mm wide bucket lips	95.25	0.2
<b>1849-OE-1</b>	PVC Hook 19mm Dia	100.00	0.2



## STORAGE EQUIPMENT (MADE IN USA)

### BAGS AND TOOL BUCKETS

All Estex tool bucket are made of heavy duty canvas or vinyl coated nylon for long wear and use. The top ring is a single piece moulded, non-metallic material designed to stay open even under severe and continuous load. The bottoms are made of high impact polymer resins or leather.

The bag has leather side supports at the rope holes and a unique Estex feature whereby the bottom is stitched on and the body of the bag is folded back over the stitches to protect the threads from abrasion and excessive wear. This has the added benefit of providing a smooth padded area at the bucket bottom. Otherwise, your bucket becomes a rough sharp source of wear on the bucket truck and on the aerial bucket.

The bucket also has Strong UV resistance and rot resistant rope handle



Hose Bag  
Model No. 2630

Model No.	Description	Dimensions (mm)	Weight (kg)
2630	Hydraulic hose bag, heavy weight vinyl	432 x 89 x 470	1.8

### TOOL BUCKETS

NOT RATED



Miniature Tool Bucket  
Model No. 2009



Vinyl Tool Bucket  
Model No. 2059-V-HB



Canvas Tool Bucket  
Model No. 2022



Tapered Canvas Tool Bucket  
Model No. 2050-S-IP



Splicers Tool Bucket Model  
No. 2059

Model No.	Description	Dimensions (mm)	Weight (kg)
2009	Miniature tool bucket, without pockets	127 Ø opening x 152High	0.9
2022	Heavy duty canvas tool bucket, moulded top ring & bottom, polypropelene handle without pockets WLL 36kg	203 Ø opening x 305High	1.0
2050-S-IP	Tapered heavy duty canvas tool bucket, moulded top ring & bottom WLL 36kg	305 Ø opening x 305h 203 Ø bottom x 305h	1.1
2059-V-HB	Vinyl tool bucket with plastic bottom, 14 pockets, rope handle and snaphook 36kg.	304 Ø opening x 304High	1.3
2059	Splicers heavy duty canvas tool bucket moulded top ring & bottom, polypropelene handle, (14 pockets outside). 36kg rated.	305 x 305	1.4

**TOOL STORAGE (MADE IN USA)**

**ESTEX**



SINCE 1900



Hard Body Oval Tool Bucket  
Model No. **1820-HB-C**



Canvas Oval Tool Bucket  
Model No. **1820**



Splicers Oval Tool Bucket (INOSIL)  
Model No. **1815-14-7**



Canvas Splicers Oval Tool Bucket  
Model No. **1815-14**



Canvas Overhead Tool Bucket  
Model No. **2075-1215**



Vinyl Tool Bucket  
Model No. **2075-1215V**



Canvas Tool Carrier  
Model No. **2196-2-TVA**



Canvas Tool Bag  
Model No. **2113-24**

Model No.	Description	Dimensions (mm)	Weight (kg)
<b>1820-HB-C</b>	Oval tool bucket, w/hard body liner & cover (15 inside pockets)	381 x 178 x 229	1.2
<b>1820</b>	Heavy duty canvas oval tool bucket, w/pvc side supports (15 inside pockets)	381 x 178 x 229	1.1
<b>1815-14-7</b>	Splicers cordura oval tool bucket (inosil) (15 pockets inside / 14 pockets outside)	381 x 178 x 229	1.7
<b>1815-14</b>	Splicers canvas oval tool bucket (15 pockets inside / 14 pockets outside)	381 x 178 x 229	1.3
<b>2075-1215</b>	Canvas overhead rated tool bucket, w/ overhead rated snap, rated webbing strap (w/ box x), labelled & serialised for tracking & inspection, 10:1 safety factor, WLL: 50kg (printed in lbs on bucket)	305mm ø x 381h	1.3
<b>2075-1215V</b>	Heavy duty coated vinyl overhead rated tool bucket, w/ overhead rated snap, rated webbing strap (w/ box x), labelled & serialised for tracking & inspection, 10:1 safety factor, WLL: 80kg (printed in lbs on bucket)	305mm ø x 381h	1.3
<b>2196-2-TVA</b>	Canvas tool carrier, w/shoulder strap (20 pockets inside / 2 large pockets inside)	467 x 222 x 229	0.9
<b>2113-24</b>	Heavy duty canvas tool bag, steel frame, hard base, leather strap closure (610mm long)	610 x 254 x 356	2.2



## PETROL DRILL

### MODEL NO. PRO-TED260RS

#### TAS/TANAKA two-stroke engine drill with reverse gear.

This portable two-stroke engine drill is packed with 26cc's of power and is ideal for all types of TIMBER work. It features a gear reduction ratio for improved torque, and can be used with a number of attachments.

#### FEATURES

- **Keyless Chuck**  
Heavy duty keyless chuck that holds up to 13mm drill shank making it easy to change drill bits.
- **Reverse Gear**  
Easy to change gear with reversible function for maximum operator convenience & versatility.
- **Ergonomic Handles**  
Ergonomic reversible front handle for left and right handed use that provides a comfortable grip for long hours of operator comfort.
- **Anti-Vibration**  
For Reduced Operator Vibration



#### SPECIFICATIONS

- 2 Year Limited Warranty
- Power: 26cc
- Output: 0.7 kW
- Dry Weight: 5.2kg
- Fuel Capacity: 0.6L
- Fuel Consumption at Max. Engine Power: 0.67 L/h
- 13mm Chuck
- Max Bit Size: 25mm Wood
- Complies with Australian Emission Laws
- Gear Reduction Ratio - 10.6:1  
19.58:1 Forward - 20.38:1 Reverse
- Throttle Setting Device
- Reversible Function
- Cylinder: Chrome Plated for Longer Life
- Connection Rod: Forged Steel
- Petrol/Oil Ratio: 25:1
- Carburetor: Walbro - Diaphragm Type
- Noise Level: 79DB

Model No.	Description
<b>PRO-TED260RS</b>	Petrol Drill with 13mm Keyless Chuck (Supplied Standard)
<b>EDR2400-EXT</b>	Male & Female threaded Extension Shaft 360mm
<b>0593212091</b>	13mm Capacity Keyed Chuck



PRO-TED260RS Shown with Extension  
EDR2400-EXT



### MODEL No. ME-HTT1 HELICAL TERMINATION TOOL

Specially designed and field tested in collaboration with field crew of a major power company, for the winding and unwinding of helical fittings for guy wire and other large conductors.

#### FEATURES

- Strong, lightweight aluminium body
- Ergonomically designed for effortless winding and unwinding of helical fittings for guy wire and other large conductors
- Hanging hole at the rear of the tool for easy storage or attachment to tool belt as required
- May be anodised in a range of colours (optional)



Model No.	ME-HTT1
Material	Lightweight corrosion resistant aluminium
Overall Dimensions (mm)	55 Ø x 340 L
Weight (kg)	0.4

### MODEL No. ME-WRT1 AMPACT WEDGE REMOVAL TOOL

Aids in the removal of Ampact Wedge connectors from "C" members.

#### FEATURES

- Impact resistant hammer pin treated for strength and corrosion to prolong fatigue life of tool
- Spring loaded for ease of use
- Solid, heavy duty mild steel body capable of absorbing impact



"AMPACT WEDGE CONNECTOR"

Model No.	ME-WRT1
Material	Mild steel body, tool steel hammer pin
Overall Dimensions (mm)	225 x 112 x 24
Weight (kg)	1.5

### MODEL No. ME-CAD1 CROSS ARM DRILL

Designed to drill over a king bolt and assist in the removal of wooden crossarms from power poles.

#### SPECIFICATIONS

Model No.	ME-CAD1
Material	Main Body: High strength precision tube Hex and drill head: High tensile steel, heat treated for additional strength and durability Attachments: 10mm Titanium carbide
Mass	Approx. 1.2kg
Maximum Bolt Size	24mm Dia.
OAL Dimensions (mm)	375 L x 48 Ø x 34 Hex (A/F)
Weight (kg)	1.2



#### FEATURES

- High strength, light weight design
- For use with 1/2" drive adapter
- Replaceable drilling inserts incorporated into the design of the drill head held in place with Torx screws for ease of replacement (1 set included, additional inserts and Torx screws may be purchased in sets of 10). Torx Screwdriver not included
- Inbuilt drilling support to increase stability and minimise vibrations during drilling procedures
- Designed in conjunction with Australia's leading power companies
- For use with hydraulic impact wrench or electric power drill

## MODEL No. SB-3UK IPC/SHEAR BOLT IMPACT WRENCH

The SB-3UK is a battery operated impact wrench especially designed to torque down the shear bolts or IPC's (Insulation Piercing Connectors) for electrical connection use.

### FEATURES

- The tool features a unique shape to reduce its length for easy access to tight space.
- It develops 196 Nm of torque and features variable speed to 2,200 rpm.
- As it was designed for electrical work, there is no opening for air circulation.

Continuous use will overheat and damage the tool. Rest the tool after 20 bolts are sheared.

### DETAILS

- Battery operated impact wrench for shear bolts
- Short body length for tight space application
- Well balanced and light weight
- Lithium-Ion batteries
- Manufacturer ISO 9001 accredited

### SPECIFICATIONS

Torque (Nm)	196
Speed (RPM)	0–2,200
Motor (VDC)	14.4
Socket Retainer	1/2" square drive
Dimensions (mm)	350 (L) x 180 (H) x 75 (W)
Weight Inc Battery (kg)	2.2

### ORDERING INFORMATION

Model No.: SB-3UK (CC)

Includes: Wrench Unit, Plastic Carrying Case, 2 x Lithium-Ion Batteries (BP-84LI) and 12/24VDC & 230VAC Charger (CH-120)

(Refer pages 14 for Battery & Charger details)



**IZUMI**



## WRENCHES – STANDARD & UTILITY

### DOUBLE SIDED PODGER RATCHET WRENCHES

Model No.	Size (mm A/F)	Opening	Length (mm)
64110	10 x 12	12 POINT	240
64111	11 x 13		240
64114	14 x 15		280
64117	17 x 19		315
64118	18 x 24		360
64119	19 x 24		360
64121	21 x 23		360
64122	22 x 24		360
64124	24 x 30		360
64127	27 x 30		425
64128	27 x 32		425
64132	32 x 36		425
64135	38 x 41		485
64146	46 x 50		485
61624	½" Male to ¾" Male	n/a	400



To order pawl and spring add "R" to the end of the part number (eg. 64117-R)

### UTILITY RATCHET WRENCHES

Model No.	Size (mm A/F)	Notes	Length (mm)
61317-6P	13 x 17	6 Point Hex with Acetate Handle for IPC's	180
61317-6PL	13 x 17		280
BY3	17 x 19 x 24 x 30 (4 in 1 spanner)	Ideal for Pole Work	285

#61317-6P



**FOR  
IPC'S**

#61317-6PL



#BY3 (Made in Japan)



#19



#30



#24



#17



## RUBBER INSULATED LIVE WORKING GLOVES



balmoral engineering




### FEATURES

- Pure Latex Gloves manufactured under ISO 9001/ISO 14001
- Certified to EN 60903 also available in ASTM D120
- Ergonomically shaped excellent strength & durability
- Supreme feel & flexibility
- Outer Protector Gloves custom designed to perfectly complement the Marigold Rubber Insulating Glove
- Manufactured without the use of solvents & hazardous chemicals utilising a proprietary aqueous dipping process
- Acid resistant
- Ozone resistant
- Low temperature resistant
- Comprehensive range of classes, colours, lengths and sizes, including half sizes
- Various cuff styles available including straight, contour and bell
- Arc flash certified

### GLOVE SIZE SELECTION

Glove Length
280mm (11 inch)
360mm (14 inch)
400mm (16 inch)
460mm (18 inch)



### HOW TO MEASURE

Measure around your hand above the V of the thumb. This gives you the circumference in mm/inches.



#### Rubber Insulating Glove Item Number Legend



**Example:** RIG-4-18-YB-C-10H

A B C D E F

A – **Glove Type:** RIG (Rubber Insulating Glove)

B – **Class:** 00/0/1/2/3/4

C – **Length:** 280 – 460mm (11-18")

D – **Colour:** R/Y/YB/BY  
(Red, Yellow, Yellow under Black, Black under Yellow)

E – **Cuff:** S/C/B (Straight/Contour/Bell)

F – **Size:** 7/8/8H/9/9H/10/10H/11 (H = ½ Sizes)

Glove Size	Nominal Hand Circumference	
	mm	Inches (")
7	178	7
8	203	8
8 ½	216	8 ½
9	229	9
9 ½	241	9 ½
10	254	10
10 ½	267	10 ½
11	279	11
Tolerance: +/- 13mm		
Allow an extra 13mm if Cotton Liners are to be used		

Gloves Class	Description	Gloves Class	Description
Class 00	500 Volt AC Working	Class 2	17,000 Volt AC Working
Class 0	1,000 Volt AC Working	Class 3	26,000 Volt AC Working
Class 1	5,000 Volt AC Working	Class 4	36,000 Volt AC Working

Additional sizes and working voltage (class) gloves available upon request.  
For full list please scan the QR code.



**LOW VOLTAGE RUBBER INSULATED LIVE WORKING GLOVES**



balmoral engineering

			
500v 11 INCH STRAIGHT CUFF	500v 14 INCH STRAIGHT CUFF	CLASS 0 14 INCH STRAIGHT CUFF	CLASS 0 14 INCH STRAIGHT CUFF (DUAL LAYER)
<b>RIG0011R-SIZE</b>	<b>RIG0014Y-SIZE</b>	<b>RIG014Y-SIZE</b>	<b>RIG014BY-SIZE</b>

Model No.	Size	Glove Length (inch)	Type	Class	Working Voltage (VAC)
RIG0011RS9	9	11	Straight Cuff	00	500
RIG0011RS10	10	11	Straight Cuff	00	500
RIG0014YS10	10	14	Straight Cuff	00	500
RIG014YS9	9	14	Straight Cuff	0	1000
RIG014YS9H	9.5	14	Straight Cuff	0	1000
RIG014YS10	10	14	Straight Cuff	0	1000

**LV OUTER PROTECTOR**

Model No.	Description	Size	Glove Length (inch)
OUTLVGS8	LV Outer Protector – Goatskin Velcro Cotton Strap Kevlar Thread	8-8.5	10
OUTLVGS9		9 – 9.5	10
OUTLVGS10		10 – 10.5	10
OUTLVGS11		11	10



100g Glove Talcum Powder for high voltage gloves



SCAN & PLAY



**GLOVE LINERS**

Model No.	Description	Length (inch)
COT1	Cotton - Interlock Liners	10
COT2	PolyCotton - Knitted Liners	10
COT3	Cotton - Interlock Liners	14

**GLOVE SLEEVE BAG**

Model No.	Description	Dimensions (mm)
26012	LV Glove Bag - 2 Pocket Treated Canvas. Velcro Close - Webbing Loops	390 x 210 x 45
26016	LV Glove Bag - 2 Pocket Loomstate Canvas. Velcro Close - Webbing Loop	400 x 220 x 75
26023	LV Glove Bag - 1 Pocket Loomstate Canvas. Velcro Close - Webbing Loop	400 x 220 x 75



26012



26016



26023

## LV INSULATED LINE COVERS & GUARDS




balmoral engineering

### FEATURES


- Suitable for use on Power Lines & Wires as visual warning, mechanical protection and electrical insulation
- Rigid guards or flexible style hose cater for most requirements
- Eyelet in bell housing allows locking by cable ties & complies with WHS requirements
- Unique striped safety feature (Tiger Tail Only)
- Weather resistant
- Stamped & rated to comply with Australian and International Standards
- Robust design and construction backed by decades of engineering to ensure the highest quality & safety standards




### TIGER TAILS & LION TAILS

Image	Model No.	Class	Working Voltage (VAC)	Dimensions	Certification
	DB35A	1	650	2.5m x 35mm	AS4202 - HDPE
	DB45A	1	650	2.5m x 45mm	AS4202 - HDPE

### GUY GUARDS - NON-INSULATED

Image	Model No.	Description	Dimensions	Certification
	GG	For Stay & Guy Wires (Not Rated For Electrical Insulation)	2m x 45mm	HDPE

### JUMPER WIRE GUARDS

Image	Model No.	Description	Class	Working Voltage (VAC)	Dimensions	Certification
	IPEP	Flexible hose for covering Bonds, Bridges & Jumper Wires	1	650	10m x 35mm	AS4202



## WM SERIES LINE WARNING MARKERS & FLAGS



balmoral engineering

Power line strikes from construction and agricultural plant and equipment are an all too common occurrence, potentially causing serious injury or death. These incidents can result in major asset damage and power outages.

Our Balmoral Rotamarka™ has been specifically designed to mitigate against these risks faced by electrical transmission and distribution companies, as well as contractors and industry workers worldwide.

### ROTAMARKA FEATURES

- Designed with science
- Premium reflectors on all fins
- High internal contrast of fins provides better visibility in a range of environmental conditions
- Less markers required on lines
- Highly tested, designed for durability
- Aerodynamic design rotates for high impact visibility
- AS 3891.2 2018 Clause 2.3.1 (d) compliant
- 3D design provides enhanced visibility from all angles of approach



WM-CS-E-1H-BW



WM-CS-E-1H-RW



WM-CS-E-1H-BY



WM-CS-E-1J-O



WM-CS-B-1H-BW



WM-CS-B-1H-RW



WM-CS-B-1H-BY



WM-CS-B-1J-O

### Warning Marker Part Number

Example: WM - CS - B - 1H - RW  
A B C D E

**A- Product Type:** WM (Warning Marker)

**B- Line Attachment:** CS (Clamp Screw)

**C- Hot Stick Attachment:** B/E (Bayonet or Eye Ring)


**D- Style of Warning Device:** 1H/1J (Rotamarka Flag)

**E- Colour:** RW/O/BY/BW (Red/White, Orange, Black/Yellow, Black/White)

## MATS & COVERS




balmoral engineering

Image	Model No.	Description	Dimensions	Class	Type	Working Voltage (VAC)	Material	Certification
	181A	Ground Mats	1mx1mx6mm	A		650	EPDM	AS2978
	2001	Line Covers	1.2mx225mm drop		Studs	650	PVC	AS4202
	3001		1.2mx300mm drop	2	Studs	650	PVC	AS4202
	2003		1.2mx225mm drop		Magnet & Studs	650	PVC	AS4202
	2004	Line Covers	1.2mx225mm drop					
	2010		1mx235mm drop	2	Velcro	650	EPDM Velcro	AS4202
	3002		1.2mx300mm drop					
	7010		1mx235mm drop		Velcro		EPDM Velcro	

Special sizes available on application


## SUBSTATION & SWITCHBOARD DRAPES

Image	Model No.	Dimensions	Type	Class	Material	Working Voltage (VAC)
	19002	245x190mm		2	PVC	650
	19003	230x110mm				

## MATS & COVERS ACCESSORIES

Image	Model No.	Description	Dimensions	Type	Material
	YS-211-3-5	Clamp	220x115x22mm	Clamps	Polypropylene

## RESCUE KITS

Image	Model No.	Description	Contents
	11002	Switchboard Rescue Kit	1x Bag, 1x CPR Card, 1x Crook, 1x Torch, 1x Isolate Here Sign, 1x Trauma Dressing, 1x Fire Blanket, 1x Rubber Gloves







## ELECTRICAL ARC PROTECTION BLANKET

The possibility for Electrical Arc is an incredibly dangerous aspect of working in manholes and other utility areas. The Estex BlastMat Arc Protection Blanket provides a measure of protection against severe injury and even death in Electrical Arcing when used properly. The Arc blanket is designed to manage thermal radiation of both the heat and fire created by the blast event, a pressure wave, and a molten spray.

- Kevlar straps available for quick and easy installation
- Hang blankets loosely and at least 20cm from potential fault
- The BlastMat can be configured to fit the circumstances of the vault for particular jobs

## BLANKET LAYERING CONSTRUCTION

The BlastMat Arc Suppression Blanket is made in three configurations: A **3 layer Light-Line style blanket** used in 15KA applications, a **4 layer blanket** used in 25KA applications and a **6 layer Regular-Line style blanket** used in a 40KA application. Layers include Kevlar, ballistic fabric and nomex blends.

## STANDARD TO PROVIDE GUIDANCE FOR ITS EFFECTIVENESS AND CAPACITY

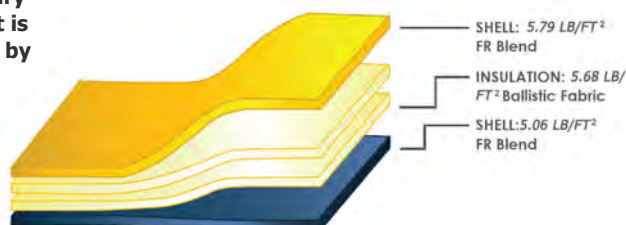
STANDARD ASTM 2676-09 HAS THREE PARTS THAT ARE SCORED TO PASS THE TEST:

1. The KA (KiloAmps) threshold, which chronicles the blankets maximum current at which it will fail at 10 cycles.
2. Time in cycles it takes the blanket to fail thereby calculating the blankets mechanical number is derived by multiplying the threshold number, for example 25KA with the cycle time, for example 20 cycles, the time the blanket held until failure, to equal the KA Cycle level of 500 (which is the total energy management of 500KA).
3. Evaluate ability of the blanket to self-extinguish after the arc explosion ceases.

ASTM 2676-09 provides for three levels of testing: 15KA, 25KA, and 40KA.

## SPECIFICATIONS

Model No.	Size
<b>15KA ARC PROTECTION BLANKET - 3 Layer</b>	
TE3-15-4860	120cm x 150cm
TE3-15-6096	150cm x 244cm
<b>25KA ARC PROTECTION BLANKET - 4 Layer</b>	
TE2-48-60	122cm x 150cm
TE2-48-96	122cm x 244cm
TE2-56-96	142cm x 244cm
TE2-72-96	183cm x 244cm
<b>40KA ARC PROTECTION BLANKET - 6 Layer</b>	
TE2-W4860	122cm x 142cm
TE2-W4896	122cm x 244cm
TE2-W7296	183cm x 244cm
<b>KEVLAR STRAP KIT</b>	
TE-S-6HK-KIT	8 each x 6-ft Adjustable, Heavy Kevlar Straps, with Rated Cam-buckle; 2 x Rated Aluminium Carabineers in a canvas zipper pouch



## CARE AND USE INSTRUCTIONS

1. UV light found in sun and fluorescent lighting effects all Aramid fabric's strength. Proper storage is required to prevent UV damage. Always store blankets after thoroughly dried.
2. BlastMat Blankets can be laundered with normal detergents. Water temp should not exceed 60 degrees Celsius. DO NOT USE Chlorine Bleaches. Rinse thoroughly. Tumble Dry on Delicate or Air Dry preferably.

## WARNINGS AND PRECAUTIONS

1. BlastMat Blankets give limited protection because of the unpredictable nature of electrical discharges and may not fully contain the pressure wave, plasma arc flash, or blast material, but only reduce or dampen the explosive and incendiary effects. In such cases, injuries or even death may still occur, even if the blanket is properly used.
2. BlastMat Arc Suppression Blankets are designed for protection from the effects of arcing fault and is not classified as "Electrically Insulated" must never be used in this way.
3. BlastMat Blankets, hardware and strapping should be visually inspected before each use. Signs of wear or deterioration of components or stitching should cause the product to be disqualified for use. A user sponsored inspection and qualification program is recommended. Serial numbers and production dates are provided with each blanket.

## CABLE LENGTH METER

Used to measure the length of insulated copper or aluminium conductors on a spool, and to measure low resistance values.

- Automatic Power Off for maximum battery life
- Automatic temperature compensation for maximum accuracy
- Accurate to  $\pm 1.0$  to  $1.5\%$
- Display : Large Digit LCD
- Voltage Rating : Not intended for connection to live voltage
- Eight user-programmable settings for other sizes
- Powered by (6) 1.5V AA batteries
- Replacement calibration rods (pair) available as CLM-ROD, UPC 02721
- Replacement Kelvin clips (pair) available as CLM-CLIPS, UPC 02722



## SPECIFICATIONS

Model No.	02720 (CLM-1000E)
Description	Cable Length Meter for Metric Wire and Cable
Wire Sizes	0.75, 1, 1.5, 2.5, 4, 6, 10, 16, 25, 35, 50, 70, 95, 120, 150, 185, 240, 300, 400, 500 mm <sup>2</sup>
Length Measurement	5.0 m to 30.00 km (3 Ranges)
Resistance Measurement	199.99 mΩ to 1999.9 Ω (5 Ranges)



## NON-CONTACT VOLTAGE DETECTOR

Used to detect voltage in outlets, lighting fixtures, circuit breakers, wires, and cables or to find a break in a wire.

- **Patented Automatic Self -Test-** Verifies circuit integrity
- **Versatile Voltage Detection-** Use in outlets, lightning fixtures, circuit breakers, wires and cables
- **Clear Voltage Indication-** Audible and visual alerts when voltage is present
- **Bright Flashlight-** Illuminates dark work spaces
- **Auto Shutoff-** Automatically turns off after 5 min of inactivity
- **Low Battery Indication**
- **Ergonomic Grip & Button Location-** Optimized for comfort and end-of-use



## SPECIFICATIONS

Model No.	04718 (GT-13)
Type	Non-Contact Voltage Detector
Battery	2 x 1.5V AAA
Frequency	50/60 Hz
Measurement Category	CAT IV, 1000V
Voltage Rating	50V - 1000V AC
Standards	CE Compliant









**SPECIALISED FORCE**  
HYDRAULIC TOOLS &  
ELECTRICAL CONTRACTORS EQUIPMENT PTY. LTD.

## ***Cable Preparation***



**[www.specialisedforce.com.au](http://www.specialisedforce.com.au)**



## I. CABLE PREPARATION

264-276

CONDUCTOR TRIMMER – FOR ACSR	264
STRIPPER – OUTER SHEATH – INTERCABLE	265
STRIPPER & 1000V INS KNIFE – OUTER SHEATH – INTERCABLE	266
STRIPPER – OUTER & INNER SHEATH – INTERCABLE	267
STRIPPER – INSULATION & WIRE – INTERCABLE	268
STRIPPER – SEMI-CONDUCTOR – INTERCABLE	269
CUTTER – CHAMFER & INSULATION – INTERCABLE	270
STRIPPER – INSULATION – INTERCABLE	271
STRIPPER – INSULATION/SHEATH, ABC & SEMI-CONDUCTOR SCORER	272
STRIPPER – SCORER, SHEATH & SEMI-CONDUCTOR SCORER	273
STRIPPER – INSULATION & SEMI-CONDUCTOR SCORER – SPEED SYSTEMS	274
STRIPPER – CHAMFER – SPEED SYSTEMS	275
STRIPPER – CABLE – GREENLEE	276



MODEL No. PSC-1 ACSR TRIMMER (MADE IN USA)

FEATURES

The PSC-1 ACSR Trimmer quickly and accurately removes the aluminium stranding from around the steel core of ACSR conductors. Made of an aluminium alloy, this tool is lightweight and durable. The cutter, bushing holder and case are sold as one unit.

The case has slots to store 10 bushings while the 11th bushing can be stored in the tool.

- Bushes are fully interchangeable with rigid #87 ACSR Trimmer Bushes.
- Weight: 4.3kg

STANDARD BUSHINGS

Model No.	Conductor Name	OD in mm
87CHERRY	CHERRY	14.30
87GRAPE	GRAPE	17.50
87PANTHER	PANTHER	21.00
87LEMON	LEMON	21.00
87LYCHEE	LYCHEE	22.80
87BEAR	BEAR	23.45
87LIME	LIME	24.50
87MANGO	MANGO	27.00
87ZEBRA	ZEBRA	28.62
87ORANGE	ORANGE	29.30
87OLIVE	OLIVE	31.50

NOTE

- Other size bushes can to suit the PSC-1 ACSR Trimmer can be manufactured to order.
- Replacement Cutter Wheel: Model No. 54270.
- Full range of spare parts to suit PSC-1 are available on request



## AMS SERIES UNIVERSAL CABLE STRIPPERS (MADE IN ITALY)

### FEATURES

**For stripping the outer sheath from all MV and LV cables. Suitable for work on live parts up to 1000V AC and 1500V DC (model AMS 1000V).**

Designed to strip up to 5mm thick outer sheaths from all MV and LV cables with minimum 25mm outside diameters (limitation only for circular cuts). Suitable for work on live parts up to 1000V AC and 1500V DC (Model AMS 1000V - Model No. 17130 only).

- Longitudinal and circular cuts
- Designed to strip both ends and in the middle
- Depth adjustment from 0 to 5mm
- Stripping without damaging conductor or screen
- Interchangeable two-sided blade
- Easy stripping down to -10°C
- Snap closure mechanism (AMS only)
- Model AMS 1000V is also designed for very low temperature uses, down to -40°C

### Applications



LV cable with PVC insulation



MV cables with polyethylene insulation



MV cables with PVC outer insulation



Telecommunications cables

*intercable*



SCAN  
& PLAY



### Picture



Model No.	AV6220	17130	AV6299
Details	AMS	AMS 1000V Insulated	AMS Replacement Blade
Supplied With	Sturdy case to contain the tool and its instructions for use		
Weight (kg)	0.2	0.2	0.1
Dimensions (mm)	160x35x65	170x50x75	N/A

CABLE PREPARATION

www.specialisedforce.com.au



## OUTER SHEATH CABLE STRIPPER (MADE IN ITALY)

**Model No. AE6210 (MSU)**

### FEATURES

**Designed to strip outer sheaths with a thickness up to 5mm of LV/MV cables with outside diameters from 25 to 60mm.**

- Circular and helical cuts
- Positioned on the cable using a vice system
- Operates by simply rotating it around the cable axis
- Designed to strip both ends
- Cut depth from 0.5 to 5mm
- Interchangeable blade
- Easy stripping down to -10°C

Model No.	AE6210
Weight (kg)	0.9
Dimensions (mm)	290 x 110 x 90
Replaceable blade	AE6219

### ITEMS INCLUDED IN KIT

- Special MSU cable stripper
- Cable knife - **AV3910**
- Imitation leather case



## 1000VAC INSULATED KNIVES (MADE IN ITALY)

**High quality 1,000VAC cable stripping knives manufactured to IEC60900.**



- Special stripping blade shape
- No cutting of conductor wires



Model No.	Description	Insulation Rating (VAC)	Blade Length (mm)	Length (mm)
<b>AV3920</b>	Insulated Stripping Knife with Shock Proof Material Blade with Replaceable Blade with Flip Blade Protector	1,000	50	185
<b>AV3921</b>	Spare Blade for AV3920	n/a	50	50
<b>2887 00</b>	Insulated Hook Sheath Stripping Knife with Flat Guide on Blade Tip to Prevent Damage to Conductor Strands, Supplied with Removable Cap	1,000	47	175



## AIS SERIES OUTER & INNER CABLE SHEATH STRIPPER

### Designed to Cut & Remove the Outer Plastic Sheath.

- Cuts and removes outer plastic sheaths up to 5mm thick, on LV & MV cables having diameter within the range of 16-54mm
- Ideally suited for removal of outer waterproof sheathing on MV cables
- Hooked blade for removal of the cut sheath
- Purpose built tool for making round and longitudinal cuts with minimal effort
- Ratchet lever moves tool in both directions longitudinally with no danger of personal injury
- 2 component handles
- Can be used in temperatures down to -40°C
- Colour coded and easy to change plastic spacer rings allow the cutting depth to be adjusted in steps of 0.5mm
- Complies to EN 60900 and useful for live work up to 1000VAC and 1500VDC

*intercable*



Step 1



Step 2



Step 3



Step 4

### SET CONTENTS

- AIS Cable Stripper
- Plastic Case
- Longitudinal feed lever
- Plastic Spacer Rings (for cutting depth adjustment 0.5 - 5mm)
- 2 spare screws to secure the cutting blade

### SPECIFICATIONS



Model No.	Description	Length (mm)	Width (mm)	Height (mm)	Weight (kg)
<b>17190</b>	Cable Stripper 16mm (Set)	390	330	90	2.0
<b>17195</b>	Replacement blade				

## CABLE PREPARATION TOOLS (MADE IN ITALY)

### MODEL No. 17170 OVERHEAD CABLE INSULATION STRIPPER

*intercable*




1717 0 Kit



1717 1 Handle



1717 ... Insert



Norm: EN 10020 EN IEC 60900:2004

**Designed to strip single core cables 6 - 150 mm<sup>2</sup>. Suitable for live working up to 1000VAC or 1500DC.**

- Stripping length adjustable from 20-80mm
- Insulated handle with bayonet connection
- Stripping inserts for cross sections from 6-150mm<sup>2</sup>
- Cutting direction indicated by an arrow on the insert
- Interchangeable, hardened blade
- Insulation in compliance with EN/IEC 60900:2004
- Can be used to -40°C



Model No.	Description	Dimensions (mm)	Weight (kg)
1717 0	FSI 150 Complete Set	235x200x55	0.90
Above Kit Contents & Spares			
1717 1	Insulated Handle	-	-
1717 016	Stripping Insert 16mm <sup>2</sup>	-	-
1717 025	Stripping Insert 25mm <sup>2</sup>	-	-
1717 035	Stripping Insert 35mm <sup>2</sup>	-	-
1717 050	Stripping Insert 50mm <sup>2</sup>	-	-
1717 054	Stripping Insert 54.6mm <sup>2</sup>	-	-
1717 070	Stripping Insert 70mm <sup>2</sup>	-	-
1717 9	Spare Blade Each (3 in kit)	-	-
1717 0	Hollow Hex Wrench 2.5mm	-	-
128935	Plastic Case & Foam Insert	-	-
Additional Inserts Also Available			
1717 006	Stripping Insert 6mm <sup>2</sup>	-	-
1717 010	Stripping Insert 10mm <sup>2</sup>	-	-
1717 095	Stripping Insert 95mm <sup>2</sup>	-	-
1717 150	Stripping Insert 150mm <sup>2</sup>	-	-

### MODEL No. AE 6200 INSULATED WIRE STRIPPER

**Designed to strip flexible single-pole cables with 2.5/4/6mm<sup>2</sup> cross sections and rigid single-pole cables with 10mm cross sections. Suitable for live working up to 1000VAC or 1500VDC.**

- Stripping depth 20mm maximum
- Blade built into the tool
- Cutting direction indicated by an arrow
- Insulation in compliance with EN/IEC 60900:2004
- Range of application to -10°C
- Supplied in nylon case

Model No.	Description	Dimensions (mm)	Weight (kg)
AE 6200	FSI Set	170x55x50	0.15



Norm: EN 10020 EN IEC 60900:2004



## CABLE PREPARATION TOOLS (MADE IN ITALY)

### MODEL No. 1722 1 SEMI-CONDUCTOR SCREEN REMOVAL TOOL

For removal of the vulcanised semi-conducting screen up to 1.5mm thick on medium and high voltage cables with thicknesses of insulation in the range 10-52mm.

- Anodised Aluminium construction provides an extremely light and robust tool
- Contact surfaces are coated to provide low frictional resistance
- The change over lever allows activation/de-activation of axial movement
- Removal of the screen can start or stop at any point required
- Axial movement in both directions possible
- The shape of the blade ensures that the end of the screen layer will always be conical
- Blade of tempered steel
- Cutting depth using special blade with stripping depth with cone from 0 till 1,5 mm adjustable
- Cutting depth can be limited or blocked
- Very small rotation of 220mm OD max.
- Shaved screen deflected away using the guiding device on the tool

Model No.	Description	Dimensions (mm)	Weight (kg)
<b>1722 0</b>	FBS Complete Set	235x200x55	0.80
<b>Above Kit Contents (Components Not Sold Separately)</b>			
<b>1722 1</b>	Stripper Only	-	-
<b>AG1013</b>	Silicone Gel	-	-
<b>1710 0</b>	Hollow Hex Wrench 2.5mm	-	-
<b>128930</b>	Plastic Case	-	-
<b>Spares</b>			
<b>1714 2</b>	Replaceable Blade	-	-

*intercable*



SCAN & PLAY

CABLE PREPARATION

### MODEL NO. HLS NON-VULCANIZED SEMI-CONDUCTIVE CABLE STRIPPER


Designed to strip the non-vulcanized semi-conductive layer of MV cables - 16-41mm OD.

- Longitudinal, helical & circular cuts
- Positioned on the cable like a vice system
- Stop clamp to limit the stripping length
- Step-by-step depth adjustment from 0-0.9mm
- Cutting depth can be increased to 2mm by moving reference 0
- Easy stripping down to -10°C



#### Kit Inclusions

HLS - AV6410  
Stop Clamp – AV6411  
Tube of Silicone Grease – AG1013  
Rigid Case



Model No.	<b>AV6400</b>
Weight (kg)	0.6
Dimensions (mm)	250 x 160 x 55
Cable Application Range (mm OD)	16 – 41
Insulation Thickness (mm)	0 – 2
Max. Rotating Diameter (mm)	130
Replaceable Blade Model No.	<b>AV6499</b>




## CABLE PREPARATION TOOLS (MADE IN ITALY)

### MODEL No. 17240 CHAMFER CUTTER

To make chamfer cuts of the primary insulation, of medium-voltage-cables having primary insulation diameters of 15-60mm.

- Anodised Aluminium construction provides an extremely light and robust tool
- For chamfering the primary insulation (2 chamfers of 60°)
- The clamping system locks the tool precisely on the cable
- Silicone Gel is not required
- Replaceable hardened steel blade
- Rotation diameter 220mm maximum

Model No.	Description	Dimensions (mm)	Weight (kg)
<b>1724 0</b>	UFS Cutter with Case	170x50x90	0.39
<b>Above Kit Contents (Components not sold separately)</b>			
<b>1724 1</b>	Cutter Only	-	0.37
<b>Spares</b>			
<b>1724 2</b>	Replacement Blade	-	-
<b>1710 0</b>	Hollow Hex Wrench 2.5mm	-	-



### MODEL No. 17230 INTERNAL INSULATION CUTTING TOOL

For removal of the primary insulation up to 15mm insulation thickness on medium voltage cables (6-45kV) with diameters from 15-52mm.

- Anodised Aluminium construction provides an extremely light and robust tool
- Contact surfaces are coated to provide low frictional resistance
- The clamping system locks the tool precisely on the cable
- For removal of insulation at terminations
- Spiral or straight cut possible
- Forward feed can be adjusted in 5 steps
- Cutting depth selectable 0-15 mm
- Any required length of insulation can be removed. Insulation removal can be terminated at any selected point
- Replaceable hardened steel blade
- Rotation diameter max 220 mm

Model No.	Description	Dimensions (mm)	Weight (kg)
<b>1723 0</b>	IMS II Complete Set	275x220x65	1.00
<b>Above Kit Contents (Components not sold separately)</b>			
<b>1723 1</b>	Cutter Only	-	-
<b>AG1013</b>	Silicone Gel	-	-
<b>1710 0</b>	Hollow Hex Wrench 2.5mm	-	-
<b>128940</b>	Plastic Case with Foam Insert	-	-
<b>Spares</b>			
<b>1723 2</b>	Replacement Blade	-	-



## CABLE PREPARATION TOOLS (MADE IN ITALY)

### MODEL No. AV6300 UNIVERSAL CABLE STRIPPING TOOL 10/20/30KV

- For stripping internal insulation coatings (MS cables) with stranded conductors
- Handle adjustable according to length of stripping replaceable cutter heads for different cross sections of insulation coatings
- Replaceable cutter heads for different wire cross sections or insulation coatings
- Custom design available
- On demand special inserts for special cable types, contact your nearest Specialised Force branch with details
- Not an insulated tool



Model No.	Description	Cable Voltage (KV)	PE Coating (mm) OD	Conductor (mm) OD	Weight (kg)
<b>AV6300</b>	Stripping Handle (Accepts all strip inserts below)	-	-	-	0.20
<b>AV6399</b>	Replacement Blade Only	-	-	-	-
<b>1716021</b>	Strip Insert Only 25mm <sup>2</sup>	10	15.7	7.1	0.08
<b>1716024</b>	Strip Insert Only 25mm <sup>2</sup>	10	17.5	8.2	0.08
<b>1716002</b>	Strip Insert Only 25mm <sup>2</sup>	10	19.0	10.7	0.08
<b>1716013</b>	Strip Insert Only 25mm <sup>2</sup>	10	22.3	13/15	0.08
<b>1716003</b>	Strip Insert Only 25mm <sup>2</sup>	10	22.5	13.3	0.08
<b>1716027</b>	Strip Insert Only 25mm <sup>2</sup>	10	23.4	14.3	0.08
<b>1716020</b>	Strip Insert Only 25mm <sup>2</sup>	10	25.4	16.2	0.08
<b>1716006</b>	Strip Insert Only 25mm <sup>2</sup>	10	27.8	18.4	0.08
<b>AV63025</b>	Strip Insert Only 25mm <sup>2</sup>	20	19.3	6.3	0.08
<b>AV63035</b>	Strip Insert Only 35mm <sup>2</sup>	20	20.7	7.4	0.08
<b>AV63050</b>	Strip Insert Only 50mm <sup>2</sup>	20	21.6	8.3	0.08
<b>AV63070</b>	Strip Insert Only 70mm <sup>2</sup>	20	23.3	10.1	0.08
<b>AV63095</b>	Strip Insert Only 95mm <sup>2</sup>	20	25.0	11.6	0.08
<b>AV63120</b>	Strip Insert Only 120mm <sup>2</sup>	20	26.6	13.4	0.08
<b>AV63150</b>	Strip Insert Only 150mm <sup>2</sup>	20	27.9	14.4	0.08
<b>AV63185</b>	Strip Insert Only 185mm <sup>2</sup>	20	29.8	16.5	0.08
<b>AV63240</b>	Strip Insert Only 240mm <sup>2</sup>	20	32.0	18.6	0.08
<b>1716011*</b>	Strip Insert Only 150Emm <sup>2</sup>	30	29.8	14.7	0.08

\* Designed for single conductor, not stranded

### MODEL No. AV 6320 STRIPPING TOOL SET

- For helical stripping of the internal insulation coatings of HV-Cable
- Handle adjustable according to length of stripping
- Replaceable cutter heads for different wire cross sections or insulation coatings - only for 20kV cable
- 10kV version also available



Model No.	Description	Dimensions (mm)	Weight (kg)
<b>AV6320</b>	Stripping Tool Set with 11 Parts	340x260x70	1.80
Kit Contents & Spares			
Model No.	Description	Model No.	Description
<b>128920</b>	Plastic Case w/Foam	<b>130007</b>	Strip Insert Only 70mm <sup>2</sup>
<b>125200</b>	Stripping Handle	<b>130009</b>	Strip Insert Only 95mm <sup>2</sup>
<b>244500</b>	Universal Cable Stripper	<b>130012</b>	Strip Insert Only 120mm <sup>2</sup>
<b>130002</b>	Strip Insert Only 25mm <sup>2</sup>	<b>130015</b>	Strip Insert Only 150mm <sup>2</sup>
<b>130003</b>	Strip Insert Only 35mm <sup>2</sup>	<b>130018</b>	Strip Insert Only 185mm <sup>2</sup>
<b>130005</b>	Strip Insert Only 50mm <sup>2</sup>	<b>130024</b>	Strip Insert Only 240mm <sup>2</sup>



SCAN & PLAY

CABLE PREPARATION

www.specialisedforce.com.au

## CABLE PREPARATION TOOLS

### CABLE END STRIPPING TOOL FOR CCT (COVERED CONDUCTOR THICK)



Model No.	IBST5024	IBST50400
Description	<ul style="list-style-type: none"> <li>Used for removal of core insulation.</li> <li>Removes insulation 1.5-5.5mm thick.                             <ul style="list-style-type: none"> <li>Cable range from 50-240mm<sup>2</sup>.</li> <li>Long Life Blade.</li> </ul> </li> <li>Instructions included.</li> </ul>	<ul style="list-style-type: none"> <li>Used for removal of core insulation.</li> <li>Removes insulation 1.5-5.5mm thick.                             <ul style="list-style-type: none"> <li>Cable range from 50-400mm<sup>2</sup>.</li> <li>Long Life Blade.</li> </ul> </li> <li>Instructions included.</li> </ul>

**NOTE:** Tool is Not Designed to Strip Mid Span Conductor.

### ABC END STRIPPER (4 DIFFERENT SIZES)



Model No.	ABC25	ABC95	ABC150
Description	For stripping aluminium aerial bundled conductor 25mm <sup>2</sup> (ABC25), 95mm <sup>2</sup> (ABC95) and 150mm <sup>2</sup> (ABC150). NOTE: Conductor must be clean and round using circular cutters or hacksaw. Instructions Included.		
SPARE BLADE (For Both Models)	ABC/B		

### SEMI-CON SCREEN SCORER



Model No.	Depth (mm)	Description
TT2352-1	0.4	For scoring semi-conductive screens on HV cables. Screen can now be removed by simply peeling away. Specified scoring depths ensure no damage to the Semi-Conductive layer.
TT2352-2	0.6	
TT2352-3	1.5	



## CABLE PREPARATION TOOLS

### CABLE STRIPPER




Model No.	<b>HCS40</b>
Description	For stripping of various round cables up to 40mm diameter. Supplied with standard sheath blade. Scoring and insulation (bevel) blades also available. Effective on water block cables. Mid span and end stripping. Instructions Included.
Replacement Parts & Accessories	<b>HCS40/KL8532</b> = Stripper Sheath Blade (standard blade) <b>HCS40/KL8534</b> = Stripper Scoring Blade <b>HCS40/KL8536</b> = Stripper Insulation Blade (bevel)

### INSULATION RIPPER STRIPPER



Model No.	<b>IR</b>	<b>IR-LV</b>
Description	Ripper stripper or safe removal of cable sheaths. Pan head stops damage to inner core and accidental cuts to the user. A safer alternative to using a knife. Instructions Included.	
Replacement Blade Model No.	<b>IRB</b>	<b>IRBLV</b>

### SEMI-CON SCORER



Model No.	<b>HSCS1342</b>
Description	Semi-Con scorer for safe stripping of semi-conductor layer from insulation. Very fine blade adjustment to prevent unnoticed damage to insulation. Supplied with spare blades and spare hex keys for blade changing. Instructions Included.

## CABLE PREPARATION TOOLS

### 1542-2CL Series INSULATION Stripper

#### FEATURES

The 1542-2CL Series Stripper is designed to remove PE, XLP, EPR and other types of insulation from high voltage power cable.

- Strips Cable insulation
- Precise blade depth adjustment
- Maximises reliability of installation
- Provides greater speed and increased safety
- No bushings required
- Instructional CD and video available

#### SPECIFICATIONS

Cable O.D. 12.7 - 44.5 mm

#### MODELS AND ACCESSORIES

Model/Type	Description
1542-2CL - Speed Stripper	Tool with Wedge Blade Installed, spare Straight Blade
1542-2CL-1 - Speed Stripper	Tool with Wedge Blade installed, spare Wedge Blade
1542-2CL-2 - Speed Stripper	Tool with Straight Blade installed, spare Straight Blade
1562 - Wedge Blade (XLP)	
1581 - Straight Blade (EPR)	
1650X - Tool Stop	
1590X - Small cable adapter for cables 8.0 - 12.7 mm	
1646X - Scale gauge measures stripback	
Split Handle - Optional folding handle	add S to catalog number (i.e. 1542-2CL-1S)
2689 - Chamfering Tool/Scale Gauge	(2672 Replacement Chamfering Blade)



SCAN & PLAY



## SEMI-CON STRIPPER

### 1700 Series Adjustable Blade Scorer

#### FEATURES

The 1700 Series Semi-Con Scorers have adjustable blade depth for scoring (scribing) the semi-conductive shield of high-voltage cable so the semi-con can be removed without nicking or damaging the cable insulation.

- Adjustable blade depth 0.03 – 2.54mm
- Square, and spiral cut
- Scores (scribes) semi-con without damage to insulation
- Leaf springs maintain constant pressure during operation
- Instructional CD and video available

#### SPECIFICATIONS

Cable O.D. 12.7 - 50.8 mm

#### MODELS AND ACCESSORIES

Model/Accessory	Description
1700-SS - Adjustable Blade Scorer	with square cut/spiral cut and dial locking set screw
1700-SS-LC - Adjustable Blade Scorer	with square cut/spiral cut - Saddle relief for close-in cut and dial locking set screw
1678 - Scoring Blade	Replacement Blade - all tools



SCAN & PLAY

## CHAMFER TOOLS

### CT-1 CHAMFER TOOL

#### FEATURES

The **CT-1 Chamfering Tool** cut a **45°** bevel on the insulation of cables with an **O.D. of 12.7 – 34.9mm.**

- Chamfers cable end at 45°
- For use on 4.4 – 8.7mm insulation (15kV thru 35kV)
- Prepares edge of cable insulation for pre-molded termination
- Adjustable - no adapters or bushings required

#### SPECIFICATIONS


Cable O.D. 12.7 - 34.9mm

#### MODELS AND ACCESSORIES

Model/Accessory

**CT-1** - Chamfering Tool

**2672** - Replacement Blade



### CT-2 CHAMFER TOOL

#### FEATURES

The **CT-2 Chamfering Tool** cut a **45°** bevel on the insulation of cables with an **O.D. of 24.1 – 69.9mm.**

- Chamfers cable end at 45°
- For use on 4.4 – 8.7mm insulation (15kV thru 35kV)
- Prepares edge of cable insulation for pre-molded termination
- Adjustable - no adapters or bushings required

#### SPECIFICATIONS


Cable O.D. 24.1 - 69.9 mm

#### MODELS AND ACCESSORIES

Model/Accessory

**CT-2** - Chamfering Tool

**2672** - Replacement Blade





**12679 (1903) CABLE STRIPPING TOOL (MADE IN USA)**

With several key new features, the Greenlee 12679 (1903) is the latest advancement in rotary cable stripping tools. The 12679 (1903) has triple action stripping (rotary, longitudinal, and spiral) like similar tools, but it has four important new features:

- A hook on the end of the cable guide used to grab the jacket and start pulling it from the cable
- Interchangeable small and large cable guides allow the 12679 (1903) to strip cable over the full range from 0.18" to 1.57" diameter (8 AWG to 1250 kcmil)
- A pocket at the base of the tool is used to store replacement blades
- A new ergonomic shape to fit your hand better

**FEATURES**

- Triple action stripping - rotary, linear and spiral - Window stripping is accomplished by combining 2 rotary cuts with a spiral cut in between them
- Eliminates cable scoring. Blade height is adjustable to precisely match insulation thickness
- Interchangeable cable guides for small and large cable diameters
- Hook on cable guide is used to start jacket removal without the need for a screwdriver or pliers
- Replacement blade storage pocket in the base of the tool
- Long life, high carbon steel blade
- Ergonomic handle shape
- Suitable for most jacket material



**SPECIFICATIONS**

<b>Capacity</b>	THNN Cable Size Range: 10 -6 25 mm <sup>2</sup> Overall Cable Diameter: 4.5 - 40.0 mm Cable Diameter Using Small Cable Guide Hook: 4.5 - 25.0 mm Cable Diameter Using Large Cable Guide Hook: 20.0 - 40.0 mm
<b>Specifications</b>	Length (with large cable guide hook): 7"(178 mm)
<b>Weight</b>	0.1 kg

Model No.*	Cat. No.	Description	Qty
12679	1903	Cable Stripping Tool	1 (2 per package)
13544	13544	Replacement Blade	













**SPECIALISED FORCE**  
HYDRAULIC TOOLS & PTY. LTD.  
ELECTRICAL CONTRACTORS EQUIPMENT

## ***Hole Making & Bending***



***[www.specialisedforce.com.au](http://www.specialisedforce.com.au)***



## J. HOLE MAKING & BENDING

282-324

PUNCH KITS – HAND HYDRAULIC – IZUMI	282-283
PUNCH KITS – BATTERY HYDRAULIC – IZUMI	284
PUNCH DRIVER – KNOCKOUT – RIKEN	285
PUNCH – BATTERY – GREENLEE	286
PUNCH – HYDRAULIC REMOTE HEAD – IZUMI	287
MULTI TOOL – BATTERY HYDRAULIC – IZUMI	288-289
PUNCH – HAND STUD & BUSHINGS – GREENLEE	290
PUNCH & DIES – KNOCK OUT – SHARK	291
PUNCH & DIES – KNOCK OUT – DAIA – RIKEN	292
PUNCH & DIES – SLUG SPLITTER – GREENLEE	293
PUNCH & DIES – SLUG SPLITTER & SLUG BUSTER® – GREENLEE	294
PUNCH & DIES – SLUG BUSTER® – GREENLEE	295
PUNCH & DIES – OILIGHT & KEYWAY – GREENLEE	296
PUNCH & DIES – “D” & DOUBLE “D” – GREENLEE	297
PUNCH & DIES – SQUARE – GREENLEE	398
PUNCH & DIES – RECTANGLE – GREENLEE	399
PUNCH & DIES – ELECTRONIC CONNECTOR – GREENLEE	300
DRAW STUDS	301
DRAW STUDS, SPACERS & KEYWAY PUNCH – GREENLEE	302
PUNCH – ELECTRIC – DIAMOND	303
PUNCH & DIES – DIAMOND	304-306
BITS – STEP – GREENLEE	307
DRILL & TAP COMBINATIONS – GREENLEE	308
DRILLS – FLEXIBLE – GREENLEE	309
DRILLS, FLEXIBLE – KITS & ACCESSORIES – GREENLEE	310
AUGER BITS – IMPACT – BUSHRANGER	311
DRILLS – MAGNETIC – HOUGEN	312
DRILL ACCESSORIES – MAGNETIC – HOUGEN	313
BENDER – CONDUIT MANUAL – BENDITNOW	314
THREADER – CONDUIT, STEEL	315
BENDER – BATTERY CABLE – IZUMI	316-317
BENDER – PIPE, HYDRAULIC – IZUMI	318
BENDING, CUTTING & FAB – BUSBAR – DAIA – IMB	319
BENDER – PIPE DIGITAL, ELECTRIC & MANUAL – CBC	320
BENDER – PIPE DIGITAL, ELECTRICAL & ACCESSORIES – CBC	321
BENDING & FABRICATION – BUSBAR – NOVOPRESS	322-324



## MODEL No. SH-5PDG HYDRAULIC HAND PUNCH (MADE IN JAPAN)

### CAPACITY

- 90mm diameter hole in 3.2mm thick mild steel.
- 40.5 diameter hole in 3.2mm thick stainless steel.

### FEATURES

The SH-5PDG is a portable hand hydraulic punch with swivel head for easy access to tight work areas.

### DETAILS

- Self-contained hand hydraulic punch
- Ideal for switchboards
- Slim design

### SPECIFICATIONS

Model No.	SH-5PDG
<b>Output force (kN)</b>	50
<b>Rotation</b>	2 Way 360°
<b>Case Included</b>	Steel
<b>Weight (kg)</b>	2.4

### MILD STEEL PUNCH KIT MODEL NO. SH-5PDGISOMS

#### INCLUDES:

- 1 SH-5PDG Hand hydraulic punch
- 2 Draw studs (3/8" & 3/4") Model No. 10-04 & 10-05
- 4 Collars/Spacers (Large, Medium, Small, Ex-small)
- 1 Steel carrying case
- 7 Round Punching Dies Shark Brand 16.2, 20.4, 22.5, 25.4, 32.5, 40.5 & 50.8mm Diameter (3 crown style ISO)
- 1 Short Stud Adaptor (3/4" x 3/8") Model No. 10-14

### STAINLESS STEEL PUNCH KIT MODEL NO. SH-5PDGISOSS

#### INCLUDES:

- 1 SH-5PDG Hand hydraulic punch
- 3 Draw studs (3/8", 7/16" & 3/4") Model No. 30043, 29451 & 29452
- 4 Collars/Spacers (Large, Medium, Small, Ex-small)
- 1 Steel carrying case
- 6 Round Punching Dies Shark Brand 16.2, 20.4, 22.5, 25.4, 32.5 & 40.5mm Diameter (twin cutting edges ISO)
- 1 Short Stud Adaptor (3/4" x 3/8") Model No. 10-14

**IZUMI**



Our mild steel punches have 3 cutting crown edges and require less force to pull through than 4 crown punches



**MORE PUNCH & DIES FROM PAGE 291**

**MODEL No. SH-10 HYDRAULIC HAND PUNCH  
(MADE IN JAPAN)**



**CAPACITY**

- 104mm diameter hole in 3.2mm thick mild steel
- 63.5mm diameter hole in 3.2mm thick stainless steel

**FEATURES**

The SH-10 is a hand pump with remote punching head on hose lead for flexibility.

**DETAILS**

- Ideal for switchboards
- Slim and manoeuvrable design

**SPECIFICATIONS**

Model No.	SH-10
<b>Output force (kN)</b>	81.5 (@ 685 Bar)
<b>Oil Required (cc)</b>	35
<b>Dimensions (mm)</b>	370 x 220 x 130
<b>Kit Weight (kg)</b>	9.0

**MILD STEEL PUNCH KIT  
MODEL No. SH-10ISOMS**

**INCLUDES:**

- 1 SH-10 Punch Head with HP-180N Hand Pump & Hose
- 2 Draw studs (3/8" & 3/4") Model No. 10-04 & 10-05
- 3 Collars/Spacers (Large, Medium & Small)
- 1 Steel carrying case
- 7 Round Punching Dies Shark Brand 16.2, 20.4, 22.5, 25.4, 32.5, 40.5 & 50.8mm Diameter (3 crown style ISO)
- 1 Short Stud Adaptor (3/4" x 3/8") Model No. 10-14

**STAINLESS STEEL PUNCH KIT  
MODEL No. SH-10ISSO**

**INCLUDES:**

- 1 SH-10 Punch Head with HP-180N Hand Pump & Hose
- 3 Draw studs (3/8", 7/16" & 3/4") Stainless Steel Model No. 10-04, 29451 & 29452
- 3 Collars/Spacers (Large, Medium & Small)
- 1 Steel carrying case
- 7 Round Punching Dies Shark Brand 16.2, 20.4, 22.5, 25.4, 32.5 & 40.5 & 50.8mm Diameter (twin cutting edges ISO) (63.5mm Punch and Die Sold separately)
- 1 Short Stud Adaptor (3/4" x 3/8") Model No. 10-14



Our mild steel punches have 3 cutting crown edges and require less force to pull through than 4 crown punches



**MORE PUNCH & DIES FROM PAGE 291**



**MODEL No. REC-55PDF BATTERY HYDRAULIC PUNCH  
(MADE IN JAPAN)**



The REC-55PDF is a battery operated punch driver with swivel head for easy access to tight enclosed control or switchboard panels.

The REC-55PDF features a punching capacity of 3.0 mm thick mild steel with 104mm holes and 1.6mm thick stainless steel with 104mm holes.

**SPECIFICATIONS**

Ram stroke	18 mm
Motor	14.4 VDC
Reservoir capacity	55 cc
Output force	7.5 tonne
Dimensions (mm)	355 x 240 x 75
Weight (kg)	4.4 (inc. battery)

**ACCESSORIES**

Double moulded carrying case available upon request

**ORDERING INFORMATION (Refer page 14 for Battery & Charger details)**

**MODEL REC-55PDF(CC)** Includes: Battery Puncher, Shoulder Strap, Plastic Carrying Case, Draw Studs 3/4" & 3/8", Collars (L, M, S, SS), 1 x Short Stud Adaptor (3/4" x 3/8") 2 Batteries (**BP-84LI**) and 12/24VDC-230VAC Charger (**CH-120**) and case



REC-55PDF



Punches sold separately

**MORE PUNCH & DIES FROM PAGE 291**



## HYDRAULIC KNOCKOUT PUNCH DRIVER

The 1681-RS includes a higher capacity 12 tonne (120kN) hydraulic cylinder for punching larger diameter holes through thicker material than standard knockout punch drivers. The Riken 1681-RS Punch Driver includes draw studs to suit commonly available knockout punches including Shark, Daia and Greenlee punch & dies.

**RIKEN**

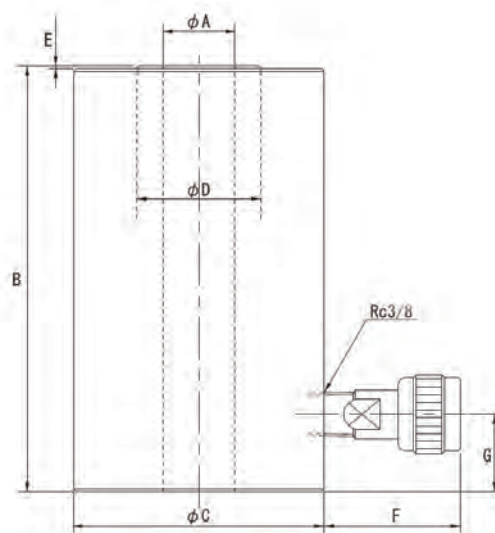


Model Number		1681-RS
Type		Port Punch
Usable Thickness	AL	6.3mm (50.8mm Hole Max)
	MS-SS	1.6 - 3.0mm
Hole Capacity	Round Hole	15-120mm OD
	Square Hole	20-92mm □
Pump Type		P-16B
Hose Type		H3/8-2S
Cylinder Type*		SC1.2-40S
Shaft	Round Cutters	SPR-3/8 x 3/4
		SPR-3/4 x 3/4
Nut		NUT-3/4
Washer		WP-10 • 20 • 30

\*See Below for Cylinder Specifications

## CYLINDER SPECIFICATIONS

Model Number		SC1.2-40S
Max Operating Pressure	MPa	70
Max Output	kN	120
	Tonne	12
Effective Area	cm <sup>2</sup>	17.86
Stroke	mm	40
Centre Hole Diameter	A (mm OD)	19.5
Minimum Overall Length	B (mm)	126.5
Inner Diameter of Cylinder	mm OD	54
Outside Diameter of Cylinder	C (mm OD)	70
Piston Diameter	D (mm OD)	35
Piston Ejection Length	E (mm)	1.5
Coupler Ejection Length	F (mm)	17
Coupler Position	G (mm)	40
Coupler Connection Diameter	-	Rc3/8
Necessary Oil Level	cm <sup>3</sup>	72
Weight (Approx)	kg	3.0



## MODEL NO. LS100L (BB) BATTERY PUNCH (MADE IN GERMANY)

The 100kN LS100L Battery powered Punch Driver from Greenlee is the fastest, most powerful knockout driver available on the market today. Easily punch up to 150mm size holes in mild steel and 115mm holes in stainless steel. Using integrated smart-technology senses when the punch cycle is complete it automatically shuts off, extending tool life and preventing damage to the punch and die.

### FEATURES

- Up to 2x faster cycle time
- Powerful 100kN(10 Tonne) punch force
- Compact & ergonomic
- 360° rotating head punches at any angle
- Lightweight at 2.63kg
- "Auto-Stop" avoids damage to punch
- Led light for dark areas
- 18V Li-Ion Makita Battery
- Easy one-handed operation with ergonomic tapered grip
- 8 second maximum cycle time

### PUNCHING CAPACITY

Material	Punch Size (mm OD)	Material Thickness (mm)
Mild Steel	100	3.0
	150	2.5
	76	3.0
Stainless Steel	115.4	2.0

### SPECIFICATIONS

#### SQUARE HOLES TO 92MM ☐

Kit Model No.	Dimensions	Battery	Force (Tonne)	Wt (kg) TOOL ONLY
LS100L(BB)	370x120x80mm	Makita® 18VDC (Lithium-Ion)	10	2.63

### KIT CONTENTS

Model No.	Description
03138	LS100L Punch Driver & Case (LS100LB)
52176	2 x Battery 18V Li-Ion 3.0Ah
52179	Charger, Battery Li-Ion 230VAC
20963	Draw Stud 3/8" (3/4" Bottom) x 122mm Long
10109	Draw Stud 3/4" x 136.5mm Long (2113B)
03248	Spacer - Short (1924AA)

### ACCESSORIES


MILD STEEL	
Model No.	Description
03170	(1557AA) - 28.6mm Dia x 76mm long sleeve. Used to punch 102.7x115.4mm Greenlee brand punch dies

STAINLESS STEEL	
Model No.	Description
29451	Draw Stud - For punching holes up to 22.5mm
29452	Draw Stud - For punching holes up to 28.3 to 90mm
00785	(1557SS) - 28.6mm Dia x 76mm long sleeve used to punch 102.7x115.4mm Greenlee brand S/Steel punch & dies



SCAN & PLAY

Punches & Dies Sold Separately



## MODEL No. SH-70B (MADE IN JAPAN)

### FEATURES

The portable SH-70B punch was designed to punch holes through 13mm mild steel, aluminium and copper with a 20.5mm maximum hole.

A stripper guide extends on either side of the ram to strip the material after punching. The stripper guide also clamps the punch into place to free operators hands for safety.

The SH-70B comes complete with four sets of Mild Steel punch and die sizes, 10.5mm, 13.5mm, 17.5mm and 20.5mm. This powerful punch has a new designed support stand, comes with a 70E-08 cap nut tightening pin and steel carrying case.

Keyed shaft facilitates slotted and squared punches.

### SPECIFICATIONS

Model No.	SH-70B
Operating Pressure (bar)	700
Output force (kN) @ 700bar pressure	304
Oil Required (cc)	82
Throat Depth (mm)	70
Dimensions (mm)	360 (H) x 210 (W) x 95 (D)
Weight (kg)	14
Material Thickness (mm)	13

### PUNCH & DIES

Refer below table for punch and dies available, some half sizes are stocked.

**20.5mm is the maximum hole size and 6mm is the minimum hole size.**  
**Suffix "ST" is for Steel and "CU" is for Copper**

Model No.	Description	Model No.	Description
SH-70B6PDCU	6MM PUNCH AND DIE CU	SH-70B14PDCU	14MM PUNCH AND DIE CU
SH-70B6PDST	6MM PUNCH AND DIE ST	SH-70B14PDST	14MM PUNCH AND DIE ST
SH-70B7PDCU	7MM PUNCH AND DIE CU	SH-70B15PDCU	15MM PUNCH AND DIE CU
SH-70B7PDST	7MM PUNCH AND DIE ST	SH-70B15PDST	15MM PUNCH AND DIE ST
SH-70B8PDCU	8MM PUNCH AND DIE CU	SH-70B16PDCU	16MM PUNCH AND DIE CU
SH-70B8PDST	8MM PUNCH AND DIE ST	SH-70B16PDST	16MM PUNCH AND DIE ST
SH-70B9PDCU	9MM PUNCH AND DIE CU	SH-70B17PDCU	17MM PUNCH AND DIE CU
SH-70B9PDST	9MM PUNCH AND DIE ST	SH-70B17PDST	17MM PUNCH AND DIE ST
SH-70B10PDCU	10MM PUNCH AND DIE CU	SH-70B175PDCU	17.5MM PUNCH AND DIE CU
SH-70B10PDST	10MM PUNCH AND DIE ST	SH-70B175PDST*	17.5MM PUNCH AND DIE ST
SH-70B105PDCU	10.5MM PUNCH AND DIE CU	SH-70B18PDCU	18MM PUNCH AND DIE CU
SH-70B105PDST*	10.5MM PUNCH AND DIE ST	SH-70B18PDST	18MM PUNCH AND DIE ST
SH-70B11PDCU	11MM PUNCH AND DIE CU	SH-70B19PDCU	19MM PUNCH AND DIE CU
SH-70B11PDST	11MM PUNCH AND DIE ST	SH-70B19PDST	19MM PUNCH AND DIE ST
SH-70B12PDCU	12MM PUNCH AND DIE CU	SH-70B20PDCU	20MM PUNCH AND DIE CU
SH-70B12PDST	12MM PUNCH AND DIE ST	SH-70B20PDST	20MM PUNCH AND DIE ST
SH-70B13PDCU	13MM PUNCH AND DIE CU	SH-70B205PDCU	20.5MM PUNCH AND DIE CU
SH-70B13PDST	13MM PUNCH AND DIE ST	SH-70B205PDST*	20.5MM PUNCH AND DIE ST
SH-70B135PDCU	13.5MM PUNCH AND DIE CU		
SH-70B135PDST*	13.5MM PUNCH AND DIE ST		

\*INCLUDED IN SH-70B KIT

**IZUMI**



Steel



Copper



**IDEAL FOR  
TRANSMISSION  
TOWERS**

J HOLE MAKING & BENDING

www.specialisedforce.com.au



MODEL No. REC-6200MX (MADE IN JAPAN)

FITTED WITH 200AT-410 12 TONNE CRIMP HEAD



HEAD RELEASE PIN

SPECIFICATIONS

Motor	14.4 VDC
Reservoir capacity	100 cc
Force at die face	127 kN
Head Rotation	180°
Size (mm)	356 x 326 x 70 (LxHxW)
Weight	5.8kg with BP-84LI Battery (without crimp head)

EASY PULL PIN  
TO CHANGE  
HEADS



Crimp Head Attachment

- Accepts existing 12 ton U-type dies
- Maximum Capacity 300 mm AL & CU

**PLEASE NOTE:** Add (CC) to the model number suffix for lithium-ion batteries e.g. REC 6200MX (CC)  
Includes: Battery Tool, Shoulder strap, Carrying case, 2 Batteries (BP-84LI) and 12/24VDC-230VAC Charger (CH-120)  
(INTERCHANGEABLE HEADS NOT INCLUDED)

(\*FIVE TOOLS IN ONE - WITH ACCESSORY HEADS, INTERCHANGEABLE HEADS NOT INCLUDED)  
Refer pages 14 for Battery and Charger Details & 18–20 for 12T Dies



MODEL No. 200AT-410 12 Tonne  
Crimp Head attachment to suit  
REC-6200MX

Opening Between Die Faces	17mm
Maximum Capacity	300mm <sup>2</sup> Al/Cu
Weight	2.4kg

Accepts existing 12 ton U-type dies (Refer page 18–20)



MODEL No. 200AT-50YC Cable Cutter  
attachment to suit REC-6200MX

Cutting Capacity	Up to 50mm OD Cable (Including Insulation) <b>Cuts nonferrous cables only</b>
Weight	1.0kg



**MODEL No. 200AT-AP18 Angle Steel Puncher attachment to suit REC – 6200MX**

<b>Punching Capacity</b>	Supplied with 3 sets of Punch Dies 10.5, 13.5 & 17.5 mm Diameter for 6mm thick steel
<b>Size</b>	186 x 130 x 67 mm
<b>Weight</b>	3.8 kg
<b>Throat Depth</b>	47mm
<b>To Centre of Punch</b>	23.5mm



**MODEL No. 200AT-13WT Threaded rod cutter attachment to suit REC – 6200MX**

<b>Cutting Capacity</b>
M10 or 3/8BSW Steel Threaded Rod
Stainless Steel
M12 or 1/2 BSW Steel Threaded Rod
Stainless

Includes a 13WT-07 M12 Blade Set  
OPTIONAL BLADE SETS  
13WT-06 M10, 13WT-02 3/8 BSW, 13WT-05 1/2 BSW



**FOR STAINLESS STEEL, MILD STEEL, BRASS, ALUMINIUM ETC, TO 3.0MM THICK**

**MODEL No. 200AT-9PD Knock out Puncher attachment to suit REC-6200MX**

<b>Punching Capacity</b>	Up to 63.5mm Stainless Steel and (115.5mm) diameter hole on 3.0mm thickness Mild Steel.
--------------------------	---

**DETAILS**

- Punch & die, Draw Studs & Spacer Collars are the same as those used for SH-10. Refer pages 346–347 for standard punch & dies
- 200AT-9PD comes with Draw Studs & Spacer Collars.

**Refer pages 291-300 for suitable punch & dies.**

## METAL STUD PUNCHES (MADE IN USA)

### FEATURES

- Punch up 1.0mm steel studs in one stroke.
- Aluminium head provides strength with minimum weight, reducing operator fatigue.
- Contoured handle design gives better operator leverage and makes it possible to punch in tight places.
- Self-stripping design eliminates punch hang-ups.
- Automatically centres holes on standard studs.

### SPECIFICATIONS

#### Capacity

22280 - 41.3 mm and wider studs.

1.0 mm thick steel studs.

21285 - 63.4 mm and wider studs.

1.0 mm thick steel studs.



Model No.	Description	Weight (kg)
22280	22.2mm Diameter Stud Punch	3.2
21285	34.1mm Diameter Stud Punch	3.5
04006	Punch for 22280	
22286	Die for 22280	
24823	Punch for 21285	
21297	Die for 21285	
06015	Pin Kit	
36617	Link	
05932	Link & Pin Kit (22280/21285)	
21557	Compression Spring	

## BUSHINGS FOR METAL STUD PUNCHES (22280 & 21285)

### FEATURES

- Triple lock design holds bushing securely.
- Locks securely into metal studs from 0.55mm to 2.5mm thick.
- Helps protect wire insulation from sharp edges of metal studs.
- Makes pulling smooth and easy by preventing hang-ups of cable on raw metal edges.



Model No.  
22289



Model No.  
05928



### SPECIFICATIONS

ModelNo.	Description	Weight (Kg)
22289	1,000 Bushings for 22.2 mm Diameter Hole	1.7
05928	1,000 Bushings for 34.1 mm Diameter Hole	7.0



## KNOCKOUT PUNCH & DIES (MADE IN JAPAN)

For use with a hydraulic punch driver. A premium grade of mild & stainless steel punch & dies, both of which are designed to resist wear to ensure accurate holes and long punch life. In Australia they are commonly referred to as chassis punches.



### MILD STEEL ROUND PUNCHES

Made from high grade tool steel, our mild steel punches have 3 cutting crown edges and require less force to pull through than 4 crown punches. The 3 edges also provide excellent stability whilst allowing material to be easily removed from the die after punching.

Description	Crown Style Punch	
Type	MILD STEEL/BRASS/ALUMINIUM (Max 3.2mm Thick)	
Round Hole Size (mm)	Model No.	Draw Stud Used
16.2	PD-16.2MS	10-04 OR 30043 – 3/8"
20.4	PD-20.4MS	10-04 OR 30043 – 3/8"
22.5	PD-22.5MS	10-04 OR 30043 – 3/8"
25.4	PD-25.4MS	10-04 OR 30043 – 3/8"
32.5	PD-32.5MS	10-05 OR 03294 – 3/4"
40.5	PD-40.5MS	10-05 OR 03294 – 3/4"
50.8	PD-50.8MS	10-05 OR 03294 – 3/4"
63.5	PD-63.5MS	10-05 OR 03294 – 3/4"



### STAINLESS STEEL ROUND PUNCHES

Made from premium grade oil hardened tool steel.

Description	Twin Cutting Edges Cuts Slugs in Half	
Type	STAINLESS STEEL/MILD STEEL/BRASS/ALUMINIUM (Max 3.2mm Thick)	
Round Hole Size (mm)	Model No.	Draw Stud Used
16.2	PD-16.2SS	30043 – 3/8" (1.6mm Thick)
20.4	PD-20.4SS	29451 – 7/16" (2.5mm Thick)
22.5	PD-22.5SS	29451 – 7/16" (2.5mm Thick)
25.4	PD-25.4SS	29451 – 7/16" (2.5mm Thick)
32.5	PD-32.5SS	29452 – 3/4"
40.5	PD-40.5SS	29452 – 3/4"
50.8	PD-50.8SS	29452 – 3/4"
63.5	PD-63.5SS	29452 – 3/4"



Model No.	Description
PD-SET-MS	Mild Steel Punch & Die Set, Includes 7 Sizes: 16.2, 20.4, 22.5, 25.4, 32.5, 40.5 & 50.8mm
PD-SET-SS	Stainless Steel Punch & Die Set, Includes 7 Sizes: 16.2, 20.4, 22.5, 25.4, 32.5, 40.5 & 50.8mm



### SQUARE PUNCHES

Type	BRASS/ALUMINIUM/ETC (Max 3.2mm Thick)	
SQUARE Hole Size (mm)	Model No.	Draw Stud Used *
25.4	PD25.4-SQ	03S0034060 (1/2" X 3/4")
45	PD45-SQ	03S0036060
46	PD46-SQ	03S0036060
68	PD68-SQ	03S0036060
92	PD92-SQ	03S0036060

\*Note that Square Punches are supplied with Draw Stud




## KNOCK OUT PUNCH & DIES (MADE IN JAPAN)

For use with hydraulic punch driver. A premium grade range of punch & dies manufactured from high grade tool steel for mild steel, ensuring accurate holes and long punch life. For mild steel up to 3.2mm thick.



Round Hole Size (mm)	Model No.	Draw Stud Used (UNF)
21.9	16	3/8
20.0	19	3/8
26.3	25	3/8
27.4	22	3/4
32.7	31	3/4
34.2	28	3/4
39.0	39	3/4
42.8	36	3/4
48.7	42	3/4
51.7	51	3/4
60.5	54	3/4
64.4	63	3/4
76.0	70	3/4
77.1	75	3/4
88.8	82	3/4
102.5	92	3/4
115.2	104	3/4



## JIM SERIES KNOCK OUT PUNCH & DIES (MADE IN JAPAN)



Riken high quality metal punch and dies are manufactured from hardened fine alloy tool steel. The punches feature three cutting edges that provide stability and reduce damage to cutting edges. Punches have precision designed cutting edges for long cutting life.

**106 sizes available in full sizes 15mm-120mm OD (Increments of 1mm)**

### ORDERING INFORMATION

For quotation or ordering information model numbers use prefix code "JIM" plus "-" and actual size in millimetres "XX"

- For example, a 46mm punch and die set will be model no. **JIM-46**
- For example, a 115mm punch and die set will be model no. **JIM-115**

### PUNCH & DIE SIZE

(mm OD)	Draw Stud Size (" /Inches UNF)
15-26	3/8
27-120	3/4

NOTE: Punch and die supplied as set, not available individually. Requires punch unit (manually operated, hydraulic, battery, electric) with draw stud to utilise





## SLUG SPLITTER SC KNOCKOUTS

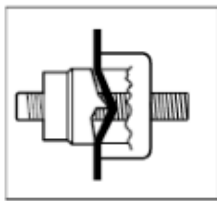
**SLUG SPLITTER®**



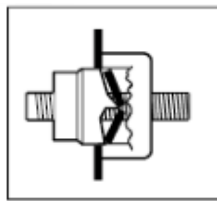
### FEATURES

#### Slug-Splitter SC™ (Self-Centering) Knockout Punches

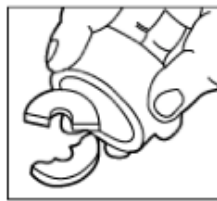
- Slug-Splitter SC™ heavy-duty punches are designed to punch up through 3.5 mm stainless steel.
- Unique slug-splitting design and tool steel construction easily punch 3.5 mm mild steel and stainless steel.
- Self-centering punch aligns itself on pilot hole. (Slug-Splitter SC™)
- No need to draw crosshairs or line up die alignment marks. (Slug-Splitter SC™)
- Unique punch profile also splits slugs for easier slug removal.
- Heavy-duty dies and stainless steel draw studs for longer life.
- Excellent abrasion resistance for punching fibreglass and plastic.
- Slug-Splitter SC™ punch units consist of: punch, die and draw stud. Check individual punch for specific capacity.
- Patent Pending for Self-centering Slug-Splitter SC™.



Unique Slug-Splitter SCTM punch design creases slug as the punch is drawn into the die.



Slug is split in half as punching operation is completed.



Split slugs fall free from the die and stud.



**Continued Next Page...**



...Continued From Previous Page



## SPECIFICATIONS

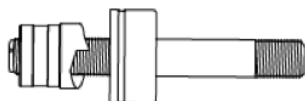
Application	3.5mm stainless steel, mild steel, fibreglass and plastic, etc
Operation	Operate with battery, hydraulic or high leverage ratchet driver only.

## SELF CENTERING

Model No. Punch	Model No. Die	Hole Size $\varnothing$ (mm)	Capacity Stainless Steel (mm)	Draw Studs
Slug-Splitter SC (Self Centering) Knockout Punches				
28154	28155	22.5	3.5	- 29451
28156	28157	28.3	3.5	31872 29452
36490	36489	30.5	3.5	31872 29452
28158	28159	34.6	3.5	31872 29452
28160	28161	43.2	3.5	31872 29452
28162	28163	49.6	3.5	- 29452
28165	28166	61.5	3.5	- 29452

## STANDARD

Model No. Punch	Model No. Die	Hole Size $\varnothing$ (mm)	Capacity Stainless Steel (mm)	Draw Studs	Sleeve
04599	04598	16.2	2.5	29451 29451	-
31119	31128	18.6	2.5	29451 29451	-
31120	31129	20.4	2.5	29451 29451	-
04602	04601	25.4	3.5	31872 29452	-
04605	04603	32.5	3.5	31872 29452	-
31122	31135	37.0	3.5	31872 29452	-
04608	04607	40.5	3.5	31872 29452	-
31123	31131	47.0	3.5	- 29452	-
04611	04609	50.8	3.5	- 29452	-
31124	31132	54.0	3.5	- 29452	-
31125	31133	60.0	3.5	- 29452	-
04614	04613	64.0	3.5	- 29452	-
00622	00626	74.0	3.5	31872 29452	-
00623	00627	89.9	3.5	31872 29452	-
00624	00629	102.7	3.5	31872 29452	00785 (1557SS)
00625	00630	115.4	3.5	31872 29452	00785 (1557SS)



## SLUG-BUSTER® KNOCKOUT (MADE IN THE USA)



1.

Unique Slug-Buster® punch design creases slug as the punch is drawn into the die.

2.

Slug is split in half as punching operation is completed.

3.

Split slugs fall free from the die and stud.



### FEATURES

- The contractor's choice – worldwide.
- Unique punch profile also splits slugs for easier slug removal.
- Use with battery-powered, hydraulic or manual operation.
- Uses standard Greenlee dies and draw studs.
- Slug Buster punches available in sizes up thru 64.0 mm.

### SPECIFICATIONS

#### Capacity

3.0mm Punch mild steel, aluminium, fibreglass and plastic

## SLUG-BUSTER SC FOR USE WITH SPANNER OR WRENCH HAND OPERATED

### FEATURES

- Save time and ensure accuracy!  
Self-centering punch aligns itself on pilot hole.
- No need to draw crosshairs or line up die alignment marks.
- Unique punch also splits slugs for easier slug removal.
- US Patent No. 6,973,729



**SLUG-BUSTER®**

### SPECIFICATIONS

Model No.	Hole Sizes	Weight (Unit)	Punch Only	Die Only	Stud Only
	Ø (mm)	g	Model No.	Model No.	Model No.
10801	22.2	137	11361	14722	00042
10802	28.3	363	11362	06972	04040
10807	30.5	408	11357	36278	04040
10803	34.6	454	11363	04011	04040
10804	43.2	590	11364	04013	04040
10805	49.6	953	11365	04061	04042
10806	61.4	1043	11366	04063	04042

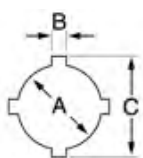


For Punch, Die and Draw Stud  
details refer to QR code



## SPECIAL APPLICATION HAND OPERATED PUNCHES

### OILTIGHT PUNCHES WITH NOTCHES

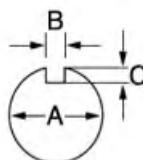


### SPECIFICATIONS

Hole Size mm			Max Capacity		Operation Type	Model No.					Min Pilot Hole mm
A	B	C	Mild Steel mm			Complete Punch Unit*	Punch	Die	Draw Stud	Counter Nut	
			SS	MS							
22.5	3.2	25.4	2.0	2.4	Hyd	44352	44390	44376	44413	04445	15.9
30.5	4.8	36.0	2.0	2.4	Hyd	44369	44406	44383	44413	04445	15.9

\* Contains Punch, Die, Draw Stud & Counter Nut

### KEY PUNCHES



### SPECIFICATIONS

Hole Size mm			Max Capacity Mild Steel mm	Operation Type	Model No.						Min Pilot Hole mm	Weight Kg	Optional Adapt for Hyd Drive
A	B	C			Complete Punch Unit*	Punch	Die	Draw Stud	BB Drive Nut	Counter Nut			
12.2	1.4	0.8	1.5	Hand-Hyd	60101	60102	60103	60115	60120	05244	9.5	0.4	60114 ◇
29.7	3.1	2.5	2.0	Hand-Hyd	60104	60105	60106	60166	60165	60258	23.8	1.0	60167 ◇
32.1	4.0	2.5	2.0	Hand-Hyd	60107	60108	60109	60166	60165	60258	23.8	1.1	60167 ◇
33.7	2.6	2.5	2.0	Hand-Hyd	60110	60111	60112	60166	60165	60258	23.8	1.1	60167 ◇

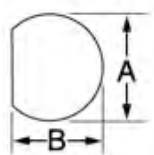
◇ For Maximum Draw Stud Life, Hydraulic or Battery Drivers are Recommended

\* Contains Punch, Die, Draw Stud, BB Drive Nut & Counter Nut



## SPECIAL APPLICATION HAND OPERATED PUNCHES

### "D" PUNCHES



### SPECIFICATIONS

Hole Size mm		Max Capacity Mild Steel mm	Op. Type	Model No.						Min Pilot Hole mm	Weight Kg	Optional Adapt for Hyd Drive
A	B			Complete Punch Unit*	Punch	Die	Draw Stud	BB Drive Nut	Counter Nut			
12.7	11.9	2.0	Hand-Hyd	<b>60077</b>	<b>60078</b>	<b>60079</b>	<b>60115</b>	<b>60120</b>	<b>05244</b>	9.5	0.41	60114 ◇
5.9	15.1	2.0	Hand-Hyd	<b>61080**</b>			<b>34421</b>	<b>34733</b>	<b>04638</b>	12.7	0.50	33967 ◇
19.1	17.9	2.0	Hand-Hyd	<b>61083**</b>			<b>34421</b>	<b>34733</b>	<b>04638</b>	12.7	0.50	33967 ◇

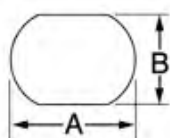
◇ For use with any Greenlee Hydraulic Driver or Battery-Powered Driver

\* Contains Punch, Die, Draw Stud, BB Drive Nut & Counter Nut

\*\* Sold as Unit only

For Maximum Draw Stud Life, Hydraulic or Battery Drivers are Recommended

### DOUBLE "D" PUNCHES



### SPECIFICATIONS

Hole Size mm		Max Capacity Mild Steel mm	Op. Type	Model No.				Min Pilot Hole mm	Weight Kg	Optional Adapt for Hyd Drive
A	B			Complete Punch Unit*	Draw Stud	BB Drive Nut	Counter Nut			
19.5	16.3	2.0	Hand-Hyd	<b>61086**</b>	<b>34421</b>	<b>34733</b>	<b>04638</b>	12.7	0.50	33967 ◇
20.2	17.6	2.0	Hand-Hyd	<b>61089**</b>	<b>34421</b>	<b>34733</b>	<b>04638</b>	12.7	0.50	33967 ◇
23.2	19.2	2.0	Hand-Hyd	<b>61092**</b>	<b>34421</b>	<b>34733</b>	<b>04638</b>	12.7	0.54	33967 ◇
23.2	20.2	2.0	Hand-Hyd	<b>61095**</b>	<b>34421</b>	<b>34733</b>	<b>04638</b>	12.7	0.90	33967 ◇
34.9	28.6	2.0	Hand-Hyd	<b>60098**</b>	<b>60166</b>	<b>60165</b>	<b>60258</b>	23.8	1.10	60167 ◇


◇ For use with any Greenlee Hydraulic Driver or Battery-Powered Driver

\* Contains Draw Stud, BB Drive Nut & Counter Nut

\*\* Sold as Unit only

For Maximum Draw Stud Life, Hydraulic or Battery Drivers are Recommended

## SQUARE AND SPECIAL SQUARE PUNCHES (MADE IN THE USA)



### SPECIFICATIONS

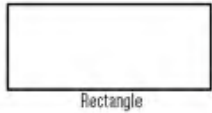
Hole Size mm	Max Capacity Mild Steel mm	Op. Type	Model No.						Min Pilot Hole mm	Weight Kg	Optional Adapt for Hyd Drive
			Complete Punch Unit*	Punch	Die	Draw Stud	BB Drive Nut	Counter Nut			
12.7	1.5	Hand-Hyd	60001	60002	60003	60115	60120	05244	9.5	0.50	60114◇
15.9	2.0	Hand-Hyd	61004	60005	60006	34421	34733	04638	12.7	0.68	33967◇
19.1	2.0	Hand-Hyd	61007**	-	-	34421	34733	04638	12.7	0.68	33967◇
22.4	2.0	Hand-Hyd	61010**	-	-	34421	34733	04638	12.7	0.82	33967◇
24.0	2.0	Hand-Hyd	61013**	-	-	34421	34733	04638	12.7	1.0	33967◇
50.8	3.5	Hyd Only	60168	60169	60170	60118	-	60235	30.2	3.1	◇
104.8	3.5	Hyd Only	60177	60178	60179	60118	-	60235	30.2	8.5	*
138.0	2.0	Hyd Only	60234	60023	60024	60118	-	60235	30.2	9.1	*
Special Square											
A=22.5 B=20.1	2.0	Hyd Only	61125**			34421	34733	04638	12.7	0.3	33967

\* For use with with Hand and Foot Pump Hydraulic Drivers with Ram

◇ For Maximum Draw Stud Life, Hydraulic or Battery Drivers are Recommended

\*\* Sold as Unit only

**RECTANGULAR PUNCHES (MADE IN THE USA)**



**SPECIFICATIONS**

Hole Size	Max Capacity Mild Steel mm	Op. Type	Model No.						Min Pilot Hole mm	Weight Kg	Optional Adapt for Hyd Drive
			Complete Punch Unit*	Punch	Die	Draw Stud	BB Drive Nut	Counter Nut			
11.1x22.2	1.5	◇Hand-Hyd	60025	60026	60027	60115	60120	05244	9.5	0.50	60114◇
17.0x19.0	2.0	◇Hand-Hyd	61028	60029	60030	34421	34733	04638	12.7	0.68	33967◇
19.1x29.0	2.0	◇Hand-Hyd	60031	60032	60033	60117	60165	60258	15.9	1.00	60167◇
19.1x33.3	2.0	◇Hand-Hyd	60034	60035	60036	60117	60165	60258	15.9	1.00	60167◇
21.9x25.9	2.0	◇Hand-Hyd	60037	60038	60039	60117	60165	60258	15.9	1.00	60167◇
22.0x30.0	2.0	◇Hand-Hyd	60040	60041	60042	60117	60165	60258	15.9	1.10	60167◇
22.0x42.0	2.0	◇Hand-Hyd	60043	60045	60046	60117	60165	60258	15.9	1.30	60167◇
25.1x29.0	2.0	◇Hand-Hyd	60047	60048	60049	60117	60165	60258	15.9	1.20	60167◇
31.8x35.1	2.0	◇Hand-Hyd	60050	60051	60052	60117	60165	60258	15.9	1.40	60167◇
33.3x67.9	3.5	◇Hyd Only	60053	60054	60055	60018	-	60235	30.2	2.30	◇
35.0x52.0	3.5	◇Hyd Only	60056	60057	60058	60018	-	60235	30.2	2.80	◇
35.0x65.0	3.5	◇Hyd Only	60059	60060	60061	60018	-	60235	30.2	3.10	◇
35.0x82.0	2.0	*Hyd Only	60062	60063	60064	60018	-	60235	30.2	3.50	*
35.0x112.0	2.0	*Hyd Only	60065	60066	60067	60018	-	60235	30.2	4.20	*
46.0x92.0	3.5	*Hyd Only	60068	60069	60070	60018	-	60235	30.2	4.00	*
57.2x88.9	3.5	*Hyd Only	60071	60072	60073	60018	-	60235	30.2	4.60	*
68.0x138.0	2.0	*Hyd Only	60074	60075	60076	60018	-	60235	30.2	7.30	*

\*For use with with Hand and Foot Pump Hydraulic Drivers with Ram

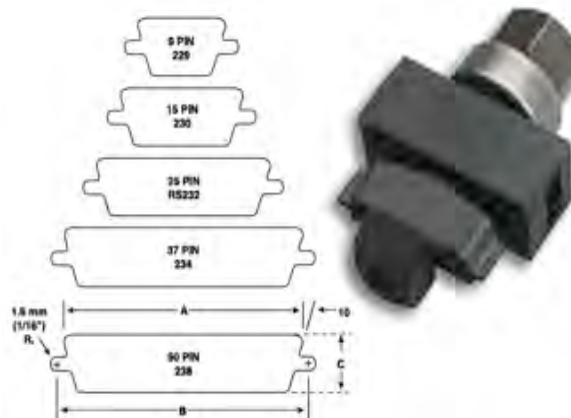
◇ For use with any Hydraulic Driver or Battery-Powered Driver For maximum draw stud life, we recommend the use of battery or hydraulic drivers



## ELECTRONIC CONNECTOR PANEL PUNCHES

### FEATURES

- Cut-out and mounting slots are punched in one operation.
- Drill only one 11.1 mm pilot hole.  
(Refer page 364 for Kwik Stepper step bits.)
- Fast, accurate panel punching with no sawing or filing required.
- Universal size punches for front or back mount of TRW Cinch and ITT Cannon-type or equivalent connectors in 9, 15, 25, 37 or 50-pin configurations.







### SPECIFICATIONS

Capacity	1.5 mm mild steel; 3.5 mm aluminium
Operation	Manual with a wrench; hydraulic drivers, Battery Driver, Ram and Pump hydraulic drivers

Complete Punch Unit	No of Pins	Dimensions			Model No.					Weight
		A (mm)	B (mm)	C (mm)	Punch	Die	Draw Stud	Square Counter Nut	Drive Nut	Kg
34436	9	20.0	24.9	11.9	34441	35196	34421	04638	34733	0.64
34437	15	28.6	33.3	11.9	34442	35197	34421	04638	34733	0.68
34420	25	42.0	42.1	11.9	34418	35198	34421	04638	34733	0.91
34429	37	58.3	63.4	11.9	34427	35199	34421	04638	34733	0.91
34444	50	55.9	61.0	14.7	34443	35200	34421	04638	34733	0.91






## DRAW STUDS FOR MANUAL DRIVERS





Replacement Draw Stud Selection Guide. Refer to the pictures and information below when ordering a replacement draw stud.

Mid Section	Circular	Circular	Circular	Circular
Picture				
Model No.	04042	00042	04040	04218
Length (mm)	75.0	41.0	54.0	35.0
OD (mm)	19.0	9.5	19.0	6.4
Thread (UNF)	3/4	3/8	3/4	1/4
TPI (Threads per inch)	16	24	16	20

## DRAW STUDS FOR HYDRAULIC DRIVERS

Replacement Draw Stud Selection Guide. Refer to the pictures and information below when ordering a replacement draw stud.

Mid Section	Circular	Circular	Circular	Circular	Circular
Picture		 Stainless Steel		 Stainless Steel	
Model No.	10-04	30043	20963*	29451	10-14^ (ADAPTOR)
Length (mm)	76.0	71.0	120.0	110.0	45.0
OD (mm)	9.5	9.5	9.5	11.1	19.0 (9.5 INTERNAL)
Thread (UNF)	3/8	3/8	3/8 (3/4 Bottom)	7/16 (3/4 Bottom)	3/4 (3/8 INTERNAL)
TPI (Threads per inch)	24	24	3/8=24 3/4=16	7/16=20 3/4=16	3/4=16 3/8=24

Mid Section	Circular	Circular	Circular	Circular
Picture			 Stainless Steel	
Model No.	31872+	10-05	29452	10109 <
Length (mm)	114.3	135.0	140.0	136.5
OD (mm)	19.0	19.0	19.0	19.0
Thread (UNF)	3/4	3/4 (3/8 INTERNAL)	3/4	3/4"
TPI (Threads per inch)	16	3/4=16 3/8=24	16	16

\*Alternative #SMR-3/8x3/4    ^ Alternative #33967    + Alternative # 03294    < Greenlee Model 2113B

## DRAW STUDS FOR RATCHET DRIVERS & SPECIAL SQUARE PUNCHES (MADE IN THE USA)

Replacement Draw Stud Selection Guide. Refer to the pictures and information below when ordering a replacement draw stud.



Type	Special Shape Punches						
Mid Section	Hex						
Picture							
Model No.	60116	60117	34421	60115	60166	60118	60167 (ADAPTOR)
Length (mm)	127	127	90	87	117	171	40
OD (mm)	9.5	12.7	9.5	6.3	12.7	19.0	19.0 (12.7 INTERNAL)
Thread (UNF)	3/8	1/2	3/8	1/4	5/8	3/4	3/4 (1/2 INTERNAL)
TPI (Threads per inch)	24	20	24	28	18	16	3/4=16 1/2=20

## SPACERS FOR PUNCHING

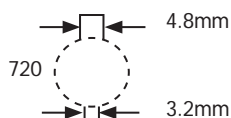
Replacement spacers for punching. Refer to the pictures and information below when ordering a replacement spacer.



## KEYWAY PUNCH (MADE IN THE USA)

### FEATURES

- Eliminates time-consuming hand sawing and filing when making keyways for push-button switches.
- Use as a nibbler to make wider or deeper keyways.
- Punches 3.2 mm or 4.8 mm keyways for 22.5 mm or 30.5 mm push-button holes.



### SPECIFICATIONS





Model No.	Description	Operation	Capacity	Weight Kg
26534	Keyway Punch	Manual	3.5mm	1.27
26536	(Replacement) Punch			
26538	(Replacement) Die			



**DIAMOND HANDY PUNCHERS (MADE IN JAPAN)**

**DIAMOND**

Powerful punching action produces a burr free, round or elliptical hole far faster. Strong enough for steel, these punchers run off single phase (double insulated) and are equipped with side handle, stand, 11mm punch with die and carrying case.

			
<b>EP-19V</b>	<b>EP-20S</b>	<b>EP-1475V</b>	<b>EP-2110V</b>
Most popular model	More powerful than EP-19V, for thicker bars with throat scale	Features deep throat for lip channel bars	Suitable for H-Beams

Model No.	Max Hole Size (mm)		Max. Material Thickness (mm)		Wt (kg)	Dimensions (mm)	Power	Watts
	Circular	Elipctial	Mild St / Alum	Stain Steel		L x W x H		
<b>EP-19V</b>	20	14 x 21	6	5	16.1	133x195x484	230V	1050
<b>EP-20S</b>	21	14 x 21	8	6	15	138x217x554	230V	2500
<b>EP-1475V</b>	15	11 x 16.5	6	5	11.8	124x175x421	230V	1020
<b>EP-2110V</b>	22	18.2 x 22	10	5	23.8	138x217x554	230V	2500

		Round Hole Size (mm)																							
		3.4	4.2	5	5.5	6	6.5	6.5	8	8.5	8.5	10	11	12	13	14	15	16	17	18	18.5	19	20	21	22
Model No.	Material	Thickness (mm)																							
EP-19V	Mild St/Al	-	-	-	-	-	6	6	6	6	6	6	6	6	6	6	6	6	6		6	6	-	-	
	S.Steel	-	-	-	-	-	3	3	4	4	4	5	5	5	5	5	4	4	4	4		4	4	-	-
EP-20S	Mild St/Al	-	-	-	-	4.5	6	6	6	6	8	8	8	8	8	8	8	8	8	8	8	8	8	-	-
	S.Steel	-	-	-	-	3	3	-	4	5	5	5	6	6	6	6	6	6	6	6	6	6	6	-	-
EP-1475V	Mild St/Al	2.3	2.3	3.2	3.2	4.5	6	6	6	6	6	6	6	6	6	6	6	-	-	-	-	-	-	-	-
	S.Steel	-	-	-	-		3	-	4	5	5	5	5	5	5	5	4	-	-	-	-	-	-	-	
EP-2110V	Mild St/Al	-	-	-	-	-	-	-	-	-	-	6	9	9	9	9	10	10	10	10	10	10	10	10	10
	S.Steel	-	-	-	-	-	-	-	-	-	-	5	5	5	5	5	6	6	6	6	6	6	6	6	6

		Elipctial Hole Size (mm)											
		4.5x9	5.5x11	6.5x10	6x13	6.5x13	8x13	8.5x13	8.5x17	9x13.5	9x16	9x18	10x15
Model No.	Material	Thickness (mm)											
EP-19V	Mild St/Al	-	-	6	6	-	6	-	6	6	-	6	6
EP-20S	Mild St/Al	-	-	6	6	-	6	-	6	8	-	8	8
EP-1475V	Mild St/Al	4.5	6	6	-	6	-	6	-	6	-	-	6
EP-2110V	Mild St/Al	-	-	-	-	-	-	-	-	6	6	-	9

		Elipctial Hole Size (mm)										
		10x18	10x20	11.5x6.5	12x18	12x20	13x19	14x19.5	14x21	14x22	16.5x20	18.2x22
Model No.	Material	Thickness (mm)										
EP-19V	Mild St/Al	-	6	6	6	-	-	6	6	-	-	-
EP-20S	Mild St/Al	-	8	8	8	-	-	8	8	-	-	-
EP-1475V	Mild St/Al	-	-	6	-	-	-	-	-	-	-	-
EP-2110V	Mild St/Al	9	-	9	-	9	9	10	-	10	10	10

**Refer following pages for punch and dies (sold separately)**

## PUNCH & DIE SETS FOR DIAMOND HANDY PUNCHERS

**DIAMOND**

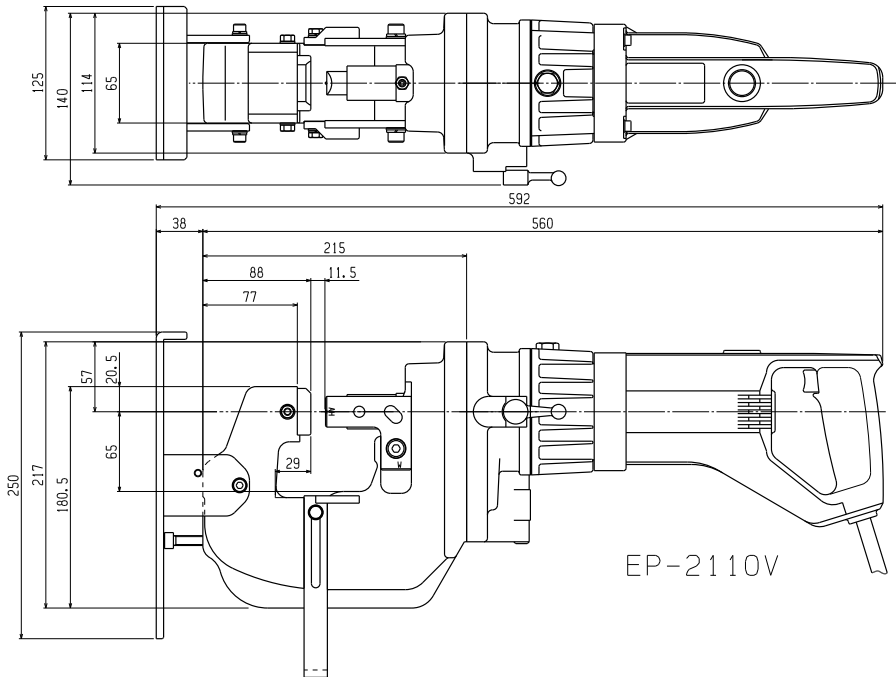
PUNCH/DIE SETS OF OTHER SIZES ARE AVAILABLE ON REQUEST.  
WHEN ORDERING PLEASE NOTE TO ORDER PUNCH AND DIE SEPERATELY.

### EP-2110V



Elliptical hole			CUSTOM-MADE		
Size	Punch AH	Die AH	Size	Punch AH	Die AH
			8.0X15	6P11225L	6P12025B
9x13.5	6P1124L	6P1204B			
9X16	6P1125L	6P1205B			
10X15	6P1126L	6P1206B			
10X18	6P1127L	6P1207B			
			10X20	6P11272L	6P12072B
			10X25	6P11271L	6P12071B
11X16.5	6P1128L	6P1208B			
			11X18	6P11280L	6P12081B
			11.5X25	6P1129L	6P12082B
12X20	6P1134L	6P1213B			
13X19	6P1130L	6P1209B			
			14X18	6P11311L	6P1216B
14X19.5	6P1131L	6P1210B			
			14X21	6P11318L	6P12161B
14X22	6P11310L	6P1214B			
			14X22.5	6P11312L	6P1217B
			16X22	6P11325L	6P12115B
16.5X20	6P1132L	6P1211B			
18.2X22	6P1133L	6P1212B			
			North/South Elliptical		
			19.5x14	6P1131LY	6P1210BY

Round hole		
Size	Punch AH	Die AH
10.0	6P1104L	6P1164B
11.0	6P1105L	6P1165B
12.0	6P1106L	6P1166B
13.0	6P1107L	6P1167B
14.0	6P1108L	6P1168B
15.0	6P1109L	6P1169B
16.0	6P1110L	6P1170B
17.0	6P1111L	6P1171B
18.0	6P1112L	6P1172B
19.0	6P1114L	6P1174B
20.0	6P1117L	6P1177B
21.0	6P1115L	6P1175B
22.0	6P1116L	6P1176B



**PUNCH & DIE SETS FOR DIAMOND HANDY PUNCHERS**

**DIAMOND**

**EP-19V/EP-20S**

Elliptical hole						
Size	Punch	B Die	A Die	CB Punch	S Punch	TB Die
6.5x10	4P1120	3P1200	3P1180			
6.5x13	4P1121	3P1201	3P1181			
8.5x13	4P1122	3P1202	3P1182	3P1202C		
8.5x17	3P1123	3P1203	3P1183			
9x13.5	4P1124	3P1204	3P1184	3P1204C	3P1124S	3P1204TB
9x18	3P1125	3P1205	3P1185		3P1125S	3P1205TB
10x15	4P1126	3P1206	3P1186	3P1206C	3P1126S	3P1206TB
10x20	3P1127	3P1207	3P1187		3P1127S	3P1207TB
11x16.5	4P1128	3P1208	3P1188	3P1208C	3P1128S	3P1208TB
12x18	3P1129	3P1209	3P1189	3P1209C	3P1129S	3P1209TB
14x19.5	3P11301	3P12101	3P11901		3P11301S	3P12101TB
14x21	3P1131	3P1211	2P1191	3P1211C	3P1131S	3P1211TB

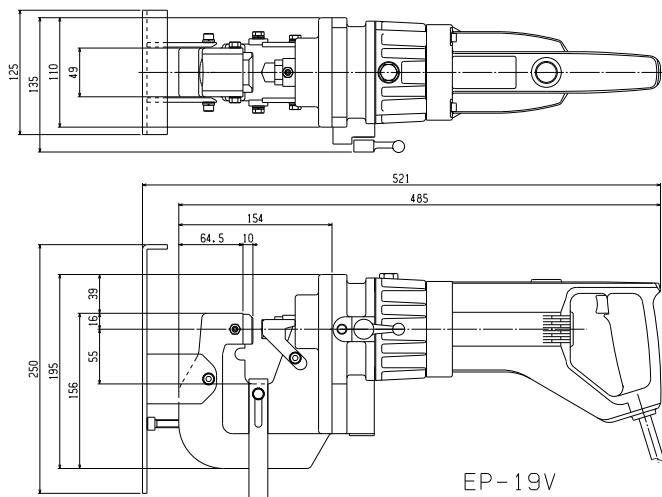


Round hole								
Size	Punch	B Die	A Die	CB Die	S Punch	SB Die	SA Die	TB Die
3.4	4P1096		3P1156					
4.2	4P1097		3P1157					
5.0	4P1098		3P1158					
5.5	4P1099		3P1159					
6.0	4P1100	3P1160	3P1140					
6.5	4P1101	3P1161	3P1141	3P1161C	3P1101S	3P1240	3P1220	
8.0	4P1102	3P1162	3P1142	3P1162C	3P1102S	3P1241	3P1221	
8.5	4P1103	3P1163	3P1143	3P1163C	3P1103S	3P1241	3P1222	
9.0	4P11030	3P11630	3P11430			3P12425	3P12420	3P11630TB
10.0	4P1104	3P1164	3P1144		3P1104S	3P1243	3P1223	3P1164TB
11.0	4P1105	3P1165	3P1145	3P1165C	3P1105S	3P1244	3P1224	3P1164TB
12.0	4P1106	3P1166	3P1146	3P1166C	3P1106S	3P1245	3P1225	3P1166TB
13.0	4P1107	3P1167	3P1147	3P1167C	3P1107S	3P1246	3P1226	3P1167TB
14.0	4P1108	3P1168	3P1148	3P1168C	3P1108S	3P1247	3P1227	3P1168TB
15.0	4P1109	3P1169	3P1149	3P1169C	3P1109S	3P1248	3P1228	3P1169TB
16.0	3P1110	3P1170	3P1150	3P1170C	3P1110S	3P1249	3P1229	3P1170TB
17.0	3P1111	3P1171	3P1151		3P1111S	3P1250	3P1230	3P1171TB
18.0	3P1112	3P1172	3P1152	3P1172C	3P1112S	3P1251	3P1231	3P1172TB
18.5	3P1113	3P1173	3P1153	3P1173C	3P1113S	3P1252		3P1173TB
19.0	3P1114	3P1174	3P1154	3P1174C	3P1114S	3P1253		3P1174TB
20.0	3P1115	3P1175	3P1155	3P1175C	3P1115S	3P1254		3P1175TB3

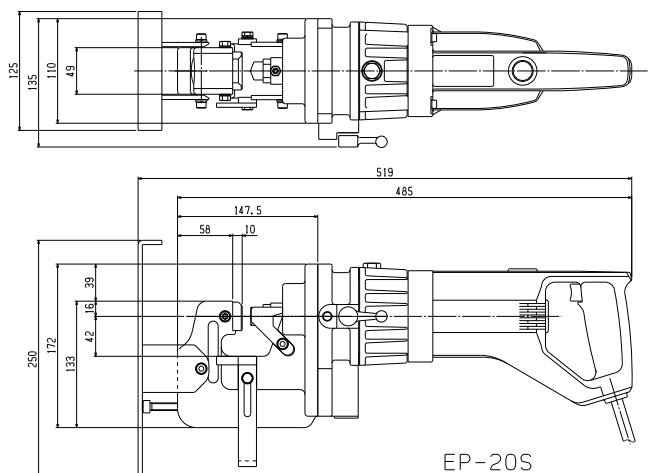
**NOTE**

**S punch and TB die are only for the EP-20S.**

- **A Dies** are used for thin material (2.0-3.2mm)
- **B Dies** are used for thick material (3.2-6.0mm)
- **SA Dies** are used for thin stainless material (1.0-2.3mm), **SB Dies** are used for thick stainless material (3.0-5.0mm)
- **CB Dies** are for the B sides of channel bars



EP-19V



EP-20S



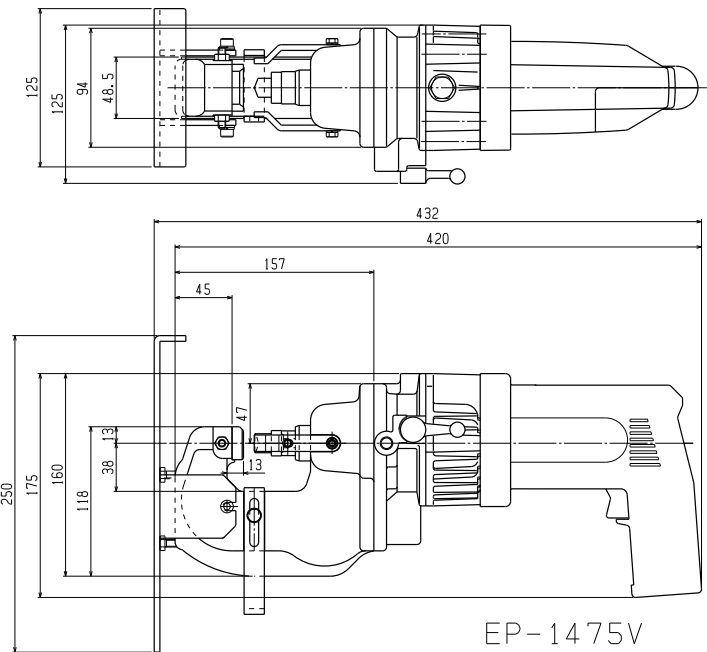
## PUNCH & DIE SETS FOR DIAMOND HANDY PUNCHERS

**DIAMOND**

### EP-1475V

Elliptical hole				
Size	Punch	B Die	A Die	CB Die
4.5x9	4P1118		4P1178	
5.5X11	4P1119		4P1179	
6.5X10	4P1120	4P1200	4P1180	
6.5X13	4P1121	4P1201	4P1181	4P1201C
8.5X13	4P1122	4P1202	4P1182	
9X13.5	4P1124	4P1204	4P1184	4P1204C
10X15	4P1126	4P1206	4P1168	
11X16.5	4P1128	4P1208	4P1188	4P1208C

Round hole						
Size	Punch	B Die	A Die	CB Die	SB Die	SA Die
3.4	4P1096		4P1156			
4.2	4P1097		4P1157			
5.0	4P1098		4P1158			
5.5	4P1099	4P1159B	4P1159A			
6.0	4P1100	4P1160	4P1140			
6.5	4P1101	4P1161	4P1141		4P1240	4P1220
8.0	4P1102	4P1162	4P1142		4P1241	4P1221
8.5	4P1103	4P1163	4P1143	4P1163C	4P1242	4P1222
9.0	4P11030	4P11635	4P11435	4P11635C		
10.0	4P1104	4P1164	4P1144		4P1243	4P1223
11.0	4P1105	4P1165	4P1145	4P1165C	4P1244	4P1224
12.0	4P1106	4P1166	4P1146	4P1166C	4P1245	4P1225
13.0	4P1107	4P1167	4P1147		4P1246	4P1226
14.0	4P1108	4P1168	4P1148	4P1168C	4P1247	4P1227
15.0	4P1109	4P1170	4P1149	4P1169C	4P1249	4P1228





### NOTE

- **A Dies** are used for thin material (1.6-3.2mm)
- **B Dies** are used for thick material (3.2-6.0mm)
- **SA Dies** are used for thin stainless material (1.0-2.3mm),
- **SB Dies** are used for thick stainless material (3.0-5.0mm)
- **CB Dies** are for the B sides of channel bars

## GREENLEE COBALT STEP BITS (MADE IN USA)

Greenlee's XT Series Cobalt Step Bits are engineered for maximum life in stainless steel but also cuts mild steel, copper, brass, aluminium, fibreglass, plastic, wood and laminates. The dual-flute design and split point tip eliminates walking makes for faster drilling with less force. High speed cobalt steel maximises heat and abrasion resistance, the steam oxide finish runs cooler and extends the life of the bit. New split point tip penetrates 3.5mm stainless steel in 10 seconds.



SCAN & PLAY

Model No	Max Material Thickness (mm)	Minimum Chuck Size (mm)	# Steps	Length (mm)	Hole Size (mm)	Hole Size (")
<b>05789</b>	3.5 Stainless Steel	9.5 (3/8")	13	78.2	3.2, 4.0, 4.8, 5.6, 6.4, 7.1, 7.9, 8.7, 9.5, 10.3, 11.1, 11.9, 12.7	1/8, 5/32, 3/16, 7/32, 1/4, 9/32, 5/16, 11/32, 3/8, 13/32, 7/16, 15/32, 1/2
<b>05790</b>			12	84.1	4.8, 6.4, 7.9, 9.5, 11.1, 12.7, 14.3, 15.9, 17.5, 19.1, 20.6, 22.2	3/16, 1/4, 5/16, 3/8, 7/16, 1/2, 9/16, 5/8, 11/16, 3/4, 13/16, 7/8
<b>05792</b>			3	87.4	12.7, 22.2, 28.6	1/2, 7/8, 1-1/8
<b>05793</b>			Kit All Above	Kit All Above	All Above	All Above

## KWIK STEPPER STEP BITS FOR MILD STEEL



### FEATURES

- Unique split-tip design penetrates through steel faster.
- Resists walking or skidding, even on round surfaces.
- Balanced, double-flute construction requires less pressure, does the work for you.
- Designed and manufactured in USA.

Model No.	Description	03607 Kit	35884 Kit
<b>34401</b>	12.7mm Multi-Hole Step Bit	✓	✓
<b>34403</b>	22.2mm Multi-Hole Step Bit	✓	✓
<b>30008</b>	28.6mm Multi-Hole Step Bit		✓
<b>35936</b>	Plastic Case	✓	✓

## STEP BITS FOR MILD STEEL, PLASTICS, ETC NOT RECOMMENDED FOR STAINLESS STEEL

### SPECIFICATIONS

Single Hole Bits are designed to drill one indicated hole size through a series of steps from bit to tip size. Multi-hole bits allow you to drill a hole in any of the stated diameters													
mm	12.7	12.7	12.7	12.7	20.6	22.2	22.2	28.6	34.9	9.7	30.5	32.5	
Step Bit Hole Type	Single	Single	Multi	Multi	Multi	Multi	Multi	Multi	Multi	Multi	Multi	Multi	Multi
Inch	mm	34410	34401	36402	30005	34411	34403	30008	36414	36018	36020	36022	
1/8	3.2		✓										

## COMBINATION DRILL/TAP BITS (MADE IN THE USA)


### FEATURES

- Drill, Tap, and Countersink in one easy to use bit.
- Tap holes up to 4X's faster than traditional methods.
- One-piece Drill/Tap design ensures proper hole size for threaded tap size.
- Available in kits and individual bits metric and imperial thread sizes.
- Constructed of hardened High Speed Steel.
- Long length Drill/Tap Bits tap up to 12.7 mm (1/2") thick material.
- Split-tip drills fast and resists walking.
- Back tapered beyond tap to prevent thread damage.
- Quickly deburrs and countersinks threaded hole.
- Fast, secure 1/4" Quick-Change hex shank.
- Quick-Change adapter included in Standard Length, Long Length, and Metric Drill/Tap Kits.
- For best results, use cutting oil with all Drill/Tap bits.



### SPECIFICATIONS

Model No.	Description	17620 DTAPKIT	12151 DTAPKITM
<b>Kits</b>			
<b>12151</b>	M3-M10, 6 Piece Drill/Tap Set		✓
<b>17620</b>	6-32 to 1/4-20 6 Piece Drill Tap Set	✓	
<b>Individual &amp; Replacements</b>			
<b>17611</b>	6-32UNC	✓	
<b>17612</b>	8-32UNC	✓	
<b>17613</b>	10-24UNC	✓	
<b>17614</b>	10-32UNC	✓	
<b>17615</b>	12-24UNC	✓	
<b>17616</b>	1/4-20UNC	✓	
<b>11627</b>	5/16 x 18UNC		
<b>11628</b>	3/8-16UNC		
<b>12160</b>	M3 x 0.50		✓
<b>12161</b>	M4 x 0.70		✓
<b>12162</b>	M5 x 0.80		✓
<b>12163</b>	M6 x 1.00		✓
<b>12164</b>	M8 x 1.25		✓
<b>12165</b>	M10 x 1.50		✓



**To extend the life of your tool, use Cutting/Threading Oil.**



## D'VersiBIT SYSTEM (MADE IN THE USA)

**D'versiBIT®**



### FEATURES

#### A new twist to an old problem.

These flexible steel drill bits are the right tools for installing wire or cable inside existing walls.

#### It bends to meet your needs!

Fishing wire or cable through existing walls used to be frustrating and time-consuming, but the D'VersiBIT has made it as simple as bowing the spring steel shaft in the direction you want to drill and turning on the power. Proven in the field to deliver accurate and professional results in many applications. Bits range from 4.8 to 25.4 mm in diameter and in shaft length from 304.8 to 1828.8 mm.

The **D'VersiBIT System** makes it possible to easily accomplish even complex installations. This patented system attaches a quality drill bit to a long flexible spring steel shaft. When used with the Placement Tool, this flexibility makes it possible to easily manipulate the bit within walls. After drilling, attach a D'VersiGRIP to the hole in the drill and pull wire or cable back through the wall.



### TECHNICAL INFORMATION

#### Type A, Auger



#### Type B, Combination with Screw Point



- Wood-type auger bit with screw point.
- Pulls itself through wood, avoids walking or skidding.
- Excellent for drilling in soft woods or through thin sections.
- Slow back-taper allows for easy retrieval.

- For aggressive chip removal in many types of woods.
- Screw point for easy starting and pulling through wood.
- With screw point removed, this bit can be ground to function like a standard combination bit.

### SPECIFICATIONS

Bit Diameter Colour Code	Shaft Length	Shaft Diameter	Type A Auger	Type B Combination with Screw Point
mm	mm	mm	Model No.	Model No.
6.4	914	4.0	-	-
6.4	1371	4.0	-	-
6.4	1828	4.0	-	-
9.5	1371	4.8	38068	38093
9.5	1828	4.8	38069	38094
12.7	914	4.8	38072	38097
12.7	1371	4.8	38073	38098
12.7	1828	4.8	38074	38099
14.3	1371	4.8	38078	38103
14.3	1828	4.8	38079	38104
19.1	914	6.4	38082	-
19.1	1371	6.4	38083	-
19.1	1828	6.4	38084	-
25.4	1371	6.4	38088	-
25.4	1828	6.4	38089	-

Bits are colour coded (Blue, Black, Green, Orange, Red & White)

## D'VERSIBIT® STARTER KIT DBITKIT

### FEATURES

- All the tools to complete a typical wiring job.
- Includes **38103** bit, **38350** placement tool and **12792** pulling grip.

### SPECIFICATIONS

Model No.	Description
<b>01630</b>	D'VersiBITR Kit with 14.3mm (9/16") Bit, Placement Tool and Grip for Pulling 12.7mm (1/2") OD Wire



**D'versiBIT®**



## QUICK CONNECT EXTENSIONS AVAILABLE UPON REQUEST

### FEATURES

- Flexible shaft allows easy access to difficult and tight areas
- Convenient 1/4" quick connect receiver accepts most standard quick change accessories.
- Multiple extensions can be easily joined to create the perfect length for any job.
- Capacity: Any 1/4" quick change accessory 3/4" diameter and under.



### CONTACT US FOR MORE DETAILS

## D'VERSIBIT ACCESSORIES (MADE IN USA)

### QUICK CONNECT EXTENSIONS

- Flexible shaft allows easy access to difficult and tight areas
- Convenient 1/4" quick connect receiver accepts most standard quick change accessories.
- Multiple extensions can be easily joined to create the perfect length for any job.
- Capacity: Any 1/4" quick change accessory 3/4" diameter and under.



Model No.	Description	METRIC (mm)	CAPACITY (kg)	Wt (g)
<b>12413</b>	Extension, Quick Change 3/16x18"	4.8x457	-	113
<b>12415</b>	Extension, Quick Change 3/16x36"	4.8x914	-	181
<b>12791</b>	Grip, Quick Change 3/8x1/4"	9.5x6.4	45	18
<b>12792</b>	Grip, Quick Change 1/2x1/4"	12.7x6.4	45	22
<b>12793</b>	Grip, Quick Change 3/4x1/4"	19.1x6.4	45	27
<b>12417</b>	Bit, Auger, Quick Change 3/4A	19.1	-	272
<b>12411</b>	Quick Change Extension System Kit	-	-	1000

### EXTENSIONS

- Sizes for 3/16" (4.8 mm) and 1/4" (6.4 mm) diameter shafts.
- Connect to chuck end of D'VersiBITR shaft to increase the length of the bit.



### SIZING

- 38686 (3XT 54) - connecting end diameter 7/16" (11.1 mm)
- 38689 (4XT 54) - connecting end diameter 5/8" (15.9 mm)

Model No.	Shaft Diameter	Length
<b>38686</b>	3/16" (4.8 mm)	1,371.6
<b>38689</b>	1/4" (6.4 mm)	1,371.6

## MODEL NO. 38350 PLACEMENT TOOL 712P

- Used to position all bit and shaft sizes
- Allows placement of the drill bit at any point within the wall.
- Helpful in judging where the bit will be during drilling to avoid accidentally drilling through the wall.
- Useful for vertical and horizontal placements.



## WIRE & CABLE PULLING GRIPS

- For pulling wire, cable or fish tape through walls
- Grip can attach to standard D'Versibit or to any standard 1/4" Quick Connect adapter.
- Swivel design reduces twisting.
- Mesh design holds wire or cable during pull.
- Capacity: 45kg pulling force.



Model No.	Shaft Diameter	METRIC (mm)
<b>12791</b>	Quick Change Grip for Pulling Single Wire with 3/8" to 1/2"	9.5-12.7
<b>12792</b>	Quick Change Grip for Pulling 1/2" OD Wire with 1/2" to 9/16"	12.7 OD Wire/12.7-14.3
<b>12793</b>	Quick Change Grip for Pulling 3/4" OD Wire with 3/4" to 1"	19.1 OD Wire/19.1-24.4



## IMPACT AUGER BITS

### FEATURES

- Especially designed for Australian hardwood
- Preferred by major Australian utilities
- Ideal for power poles, bridges and wharfs
- Manufactured from high grade alloy steel
- Individually packaged in plastic protective tube
- Vigorously tested under Australian conditions
- Can be resharpened
- Also available in tungsten tipped  
(Add 'TT' to standard Model No. below)

**Bushranger Augers are designed with a tough fast-cutting specially hardened leadscrew and side cutting edges offering the longest tool life and lowest cost-per-hole.**

Designed for rugged heavy duty boring jobs in all types of hardwood. Used for utility poles, timber bridges and for pest control applications. Precision machined on absolute centres for easy smooth boring (no wobble). 7/16" hex shank for quick change chuck or standard keyed chuck.



**BUSHRANGER**



Model Number	Size OD (mm)	Length (mm)
STMSF808X200	8	200
STMSF810X200	10	200
STMSF811X225	11	225
STMSF812X225	12	225
STMSF812X457	12	457
STMSF814X225	14	225
STMSF814X457	14	457
STMSF814X600	14	600
STMSF815X225	15	225
STMSF816X225	16	225
STMSF816X457	16	457
STMSF816X600 SPC*	16	600
STMSF818X225	18	225
STMSF818X457	18	457
STMSF818X600	18	600
STMSF819x600	19	600

Model Number	Size OD (mm)	Length (mm)
STMSF820X225	20	225
STMSF820X457	20	457
STMSF820X600	20	600
STMSF822X225	22	225
STMSF822X457	22	457
STMSF822X600	22	600
STMSF822X900	22	900
STMSF825X457	25	457
STMSF825X600	25	600
STMSF825X900	25	900
STMSF826x225	26	225
STMSF826X457	26	457
STMSF829X457	29	457
STMSF829X600	29	600
STMSF832X600	32	600

\* "SPC" Model specifically improved design for Australian Hardwood Pole Inspection drilling





## MAGNETIC DRILLS HMD SERIES (MADE IN USA)


### Trak-Star offers three magnetic drills for holemaking.

The Low profile HMD130 is ultra-lightweight and easily fits into tight areas.


The HMD904 is the best all round drill for general fabrication.

The powerful HMD917 makes large deep holes in heavy duty fabrication environments.


### MODEL HMD130 ULTRA LOW PROFILE MAGNETIC DRILL

Features	Specifications	
 <p>Ultra Low Profile lightweight right angle drill with large capacity. Patented quill feed arbor for smooth cuts and minimal maintenance. Uses RotaLoc Plus™ annular cutters which requires no tools for installation or removal. Pilot light; positive slug ejection; high torque gearing and lift detector safety system. Feed handle switches easily from side to side. Ratchet can be used in place of feed handle. Rear mounted controls. Carrying handle. Carrying Case included. Two year warranty.</p>	Electric	230VAC, 50Hz, 4.5A, 1035W
	Motor	4A, 450RPM
	Diameter (mm)	12-35
	Depth (mm)	25
	Cutter/Mount	Rotaloc Plus
	Dimensions (mm)	170H x 171W x 373L
	Magnet	
	Base (mm)	102W x 229L
	Power	
	25mm Plate (kg)	Dead Lift: 982
	9.5mm Plate (kg)	Dead Lift: 544
	Weight (kg)	10.8

### MODEL HMD904 MAGNETIC DRILL

Features	Specifications	
 <p>Large 38mm x 50mm capacity. Uses Mag Drill Annular Cutters. Positive slug ejection. Durable and powerful magnet. Wide range of accessories are available. Feed handles quickly change from side to side. Lift detector safety system with rear mounted controls. Gravity fed coolant system. Carrying case included with one year warranty.</p>	Electric	230VAC, 50Hz, 9A, 1035W
	Motor	8A, 450RPM
	Diameter (mm)	12-38
	Depth (mm)	50
	Cutter/Mount	19mm Shank Annular Cutters
	Dimensions (mm)	416H x 183W x 210L
	Magnet	
	Base (mm)	102W x 178L
	Power	
	25mm Plate (kg)	Dead Lift: 794 Drillpoint Breakaway: 433
	9.5mm Plate (kg)	Dead Lift: 594 Drillpoint Breakaway: 322
	Weight (kg)	12.5




### MODEL HMD917 MAGNETIC DRILL

Features	Specifications	
 <p>Large 60mm x 76mm capacity. Powerful high torque motor and two-speed gear box. Pilot light. Two-stage magnet - 30% increase in power when motor is turned on. Uses Mag Drill Annular Cutters. Positive slug ejection. Feed handles quickly change from side to side. Lift detector safety system. Rear mounted controls. Gravity fed coolant bottle supplied. Carrying case included with two year warranty.</p> <p><b>Swivel Base adds even greater versatility:</b> Precisely line up your pilot with the holes centre location. One stroke lock and unlock handle. Great for horizontal, overhead, tight areas, and getting out over another piece of steel. Patented.</p>	Electric	230VAC, 50Hz, 6.75A, 1553W
	Motor	6.25A, 250/450RPM
	Diameter (mm)	12-60
	Depth (mm)	76
	Cutter/Mount	19mm Shank Annular Cutters
	Dimensions (mm)	656H x 208W x 325L
	Swivel Area (mm)	28.5W x 34.9L
	Magnet	
	Base (mm)	89W x 197L
	Power	
	25mm Plate (kg)	Dead Lift: 1082 Drillpoint Breakaway: 585
	9.5mm Plate (kg)	Dead Lift: 742 Drillpoint Breakaway: 374
	25mm Plate (kg)	Dead Lift: 1125 Drillpoint Breakaway: 552
	9.5mm Plate (kg)	Dead Lift: 808 Drillpoint Breakaway: 484
	Weight (kg)	20.9
	Weight (Swivel) (kg)	22.7

J HOLE MAKING & BENDING

www.specialisedforce.com.au

**ANNULAR CUTTERS FOR HMD SERIES (MADE IN USA) USA)**

		
<b>HMD904 &amp; HMD917 Annular Cutters</b> Trak-Star Annular Cutters for magnetic drills and many competitive brands. These tools feature an aggressive tooth geometry for faster cutting. They are made from high quality hardened M2 HSS and have a 3/4" two flat shank.	<b>HMD130 Annular Cutters</b> RotaLoc Plus Annular Cutters are made from hardened M42 HSS and feature the quick change shank for fast tool change outs. 25mm depth.	<b>Pilots</b> The pilot serves three functions when used with "12,000 Series" cutters in a portable magnetic drill; 1) Locate the holes centre point, 2) Initiate coolant flow to the centre of the tool, 3) Eject the slug at the end of the cut. Always use a sharp pilot for best results. For use with the HMD series magnetic drills.

**ANNULAR CUTTERS FOR HMD904 & HMD917**

25mm Model No.	50mm Model No.	76mm Model No.	Cutter OD (mm)	Decimal Equivalent
10531	10532	-	Pilot Model No.	
12312	12412	-	12	0.4724
10533	10534	-	Pilot Model No.	
12313	12413	-	13	0.5118
12314	12414	-	14	0.5512
12315	12415	-	15	0.5906
12316	12416	-	16	0.6299
12317	12417	-	17	0.6693
12318	12418	-	18	0.7087
10527	10528	24131	Pilot Model No.	
12319	12419	12519	19	0.748
12320	12420	12520	20	0.7874
12321	12421	12521	21	0.8268
12322	12422	12522	22	0.8661
12323	12423	12523	23	0.9055
12324	12424	12524	24	0.9449
12325	12425	12525	25	0.9843
12326	12426	12526	26	1.0236
12327	12427	12527	27	1.063
12328	12428	12528	28	1.1024
12329	12429	12529	29	1.1417
12330	12430	12530	30	1.1811
12331	12431	12531	31	1.2205
12332	12432	12532	32	1.2598
12333	12433	12533	33	1.2992
12334	12434	12534	34	1.3386
12335	12435	12535	35	1.3779
12336	12436	12536	36	1.4173
12337	12437	12537	37	1.4567
12338	12438	12538	38	1.4961
12339	12439	12539	39	1.5354
12340	12440	12540	40	1.5743
12341	12441	12541	41	1.6142
12342	12442	12542	42	1.6535
12343	12443	12543	43	1.6929
12344	12444	12544	44	1.7323
12345	12445	12545	45	1.7717
12346	12446	12546	46	1.811
12347	12447	12547	47	1.8504
12348	12448	12548	48	1.8898
12349	12449	12549	49	1.9291
12350	12450	12550	50	1.9685
12351	12451	12551	51	2.0079
12352	12452	12552	52	2.0472
12353	12453	-	53	2.0866
12354	12454	-	54	2.1260
12355	12455	-	55	2.1654
12356	12456	-	56	2.2047
12357	12457	-	57	2.2441
12358	12458	-	58	2.2835
12359	12459	-	59	2.3228
12360	12460	-	60	2.3622

**ANNULAR CUTTERS FOR HMD130**

Model No.	Cutter OD (mm)	Decimal Equiv.
17900	12	0.4724
17902	13	0.5118
17904	14	0.5512
17906	15	0.5906
17908	16	0.6299
17910	17	0.6693
17911	17.5	0.6890
17912	18	0.7087
17914	19	0.748
17916	20	0.7874
17918	21	0.8268
17920	22	0.8661
17922	23	0.9055
17924	24	0.9449
17925	24.5	0.9645
17926	25	0.9843
17928	26	1.0236
17929	26.5	1.0433
17930	27	1.063
17932	28	1.1024
17934	29	1.1417
17936	30	1.1811
17938	31	1.2205
17940	32	1.2598
17942	33	1.2992
17944	34	1.3386
17946	35	1.3779

**PILOT FOR HMD130**

Model No.	Description
17810	Standard Pilot for HMD130

**PILOTS FOR HMD904 & HMD917**

Model No.	Description
10527	25.4mm D.O.C. Pilot (16mm - 60mm)
10528	50.8mm D.O.C. Pilot (16mm - 60mm)
10531	25.4mm D.O.C. Pilot (12mm - 15mm)
10532	50.8mm D.O.C. Pilot (12mm - 15mm)
10533	25.4mm D.O.C. Pilot (13mm - 18mm)
10534	50.8mm D.O.C. Pilot (13mm - 18mm)
24131	76.2mm D.O.C. Pilot (19mm - 52mm)

**MODEL No. BE32AUS MANUAL CONDUIT BENDER  
(MADE IN UK)**

**FEATURES**

The BE32AUS Conduit Machine will bend 16mm, 20mm, 25mm and 32mm galvanised and black enamel conduit. The formers are precision machined aluminium for improved accuracy and ease of use throughout the bend. The BE32AUS Conduit Machine is supplied with a quality pipe vice and carrying handle for ease of transportation also an extension lever is provided for extra leverage required for bending larger diameter conduit. When not in use the extension lever can be stored neatly on the side of the machine. The BE32 Conduit Machine is manufactured in the UK by the last British manufacturer of the Hilmor brand of pipe bending machines spares and accessories.

**SPECIFICATIONS**

Capacity	16mm, 20mm, 25mm, & 32mm OD Electrical Steel and PVC Conduit*
Includes	Vice 16/20/25/32mm Formers.
Packed Weight	34kg
Packed Dimensions	113 x 54 x 22cm (LxWxH)

**DETAILS**

- Used in electrical installation
- Precision machined aluminium formers
- Bends 16mm, 20mm, 25mm and 32mm conduit with included formers
- Pipe vice and extension lever included

**SPARE PARTS**



Capacity –16-32mm Ø

\*Steel Electrical Conduit 2.0mm thick and under all PVC conduits



Model No. BVICE2 2"/50mm Pipe vice

BLP



Model No. BLP Bending lever pin  
BCP Centre pin

BLP



Model No. B32F 32mm Conduit former  
Model No. B25F 25mm Conduit former  
Model No. B20F 20mm Conduit former  
Model No. B16F 16mm Conduit former



Model No. BDP Repeat bend attachment (Supplied with bolts and pins (not shown))



Model No. BTS Tube stop and clip



Model No. BRC Retaining clips x5



Model No. BSPCA Safety Chain Assembly



Model No. BGR Grooved roller



Model No. BUNIBL Universal bending lever



Model No. BPVJ Pipe vice jaw set



## MODEL NO. SF16-32 METRIC THREADING KIT FOR ELECTRICAL STEEL CONDUIT (MADE IN JAPAN)

### Draper Ratchet Action Pipe Threading Kits

Metric conduit external end threading kit, often referred to as “Warragul Dies”, these kits are suitable for threading electrical conduit pipes. Contains two piece tubular steel operating handle with rubber grip, compact ratchet head, cast iron and alloy steel dies.



Model No	Dies & Die Guides Included for Metric Threads (mm)	Threading Details	Kit Contents	Kit Dimensions LxWxH (mm)	Kit Weight (kg)
<b>SF16-32</b>	16, 20, 25 & 32	Metric Conduit @ 1.5mm Pitch	<ul style="list-style-type: none"> <li>• 1 x Carry Case</li> <li>• 1 x Ratchet</li> <li>• 4 x Cutting Dies</li> <li>• 4 x Die Guides</li> </ul>	370x135x85	6.7


**MODEL No. SL-ND/CB BATTERY  
HYDRAULIC CABLE BENDER (MADE IN JAPAN)**



**BATTERY TOOL FEATURES**

- New Pull-Pin Design for Quick Jaw Change
- Bright White, LED Lights for Working in Low Light Conditions
- Audible Bypass when Predetermined pressure is Achieved
- Tested Up To 75kV

**SPECIFICATIONS**

Weight	6.55 kg
Size	178L x 356W x 556H mm
Bending capacity	25.4mm OD
Head attachment	

The SL-ND/CB is the first of its kind in the electrical utility industry in battery powered cable bending. The SL-ND/CB utilizes the pull-pin design, allowing technicians to change jaws from compression, to cutting, to cable bending. The SL-ND/CB is just one of the many ergonomic solutions, provided by Izumi, to help reduce strains and sprains associated with the daily tasks of a powerline technician. The SL-ND/CB has several different settings, so the tool can be used on conductor in a variety of sizes. Featuring a low profile, the SL-ND/CB can be used in a variety of close-quarter environments; such as underground vaults, meter bases and substation applications and wherever cable bending is required.

**NOTE:** Contact cable manufacturer for specified cable bending radii and cable bending requirements.

Model No.	Description
SL-ND/CB(CC)	Tool, Bending Head Attachment, 2 Li-Ion Batteries, Charger (AC/DC) & Case
SL-ND(CC)	Tool, 2 Li-Ion Batteries & Case Only (No heads)
SL-ND	Tool & Case Only (No battery or heads)
SL-CB	Bending Head Attachment Only
BP-84LI	Lithium-Ion Battery 14.4VDC Only
CH120	Charger AC/DC (230VAC/12-24VDC)



SCAN  
& PLAY

**Refer pages 14 for battery & charger details  
Refer page 26-27 for Crimping Heads and Cutting Head**


## MODEL No. SL-ND/CB BATTERY HYDRAULIC CABLE BENDER INSTRUCTIONS



### BENDING WITH THE SL-CB

1. Install the SL-CB into the Izumi SL-ND compression tools.
2. Adjust the rollers to the position most appropriate for the cable that is going to be bent.  
There are multiple positions the rollers can be placed in **(GREEN BELOW)**. The attached pictures are to be used simply as an approximate guide for reference. The rollers do not have to be re-positioned **(RED BELOW)**.
3. Use caution as not to bend the cable in a radius too tight that it may damage insulation or conductor. Typically, a bend radius should be approximately 12 times the diameter of the cable itself. A 25.4mm diameter cable should have a 305mm radius bend. (NOTE: It is recommended to consult the manufacturer of the cable to obtain necessary cable bending radius before attempting to operate the SL-CB.)
4. Position the cable between rollers and bending shoe at the center of where the radius is to begin. Advance the jaws to begin the bend, again using caution and not allowing the bend to become too sharp. The tool can be stopped at any time during the operation and released.
5. Continue to work the cable to the proper bend radius by moving the bending jaw in 75mm to 150mm increments down the cable and advancing the jaw to bend.

### ROLLER POSITIONING





## PB SERIES HYDRAULIC PIPE BENDERS (MADE IN JAPAN)



## FEATURES

The PB-10N & PB-15N Benders were designed to bend various sizes and various thickness of steel pipes without wrinkles.

An aluminium alloy frame makes this bender lighter so that it can be easily carried to the job site.

Bending shoes are designed to bend gas pipe or steel electrical conduit - listed in the charts below.

For use with any 700-bar hydraulic single-acting high-pressure pump. Refer Section "C" of the Electrical catalogue.

**PLEASE NOTE:** Hydraulic Pump & Bending shoes are sold separately - unless otherwise indicated


## SUITABLE CONDUITS &amp; PIPES

Model No.	PB-10N	PB-15N
<b>Thin steel conduit (A)</b>	A15 (5/8", 16mm) to A51 (2", 50mm) to 90° in one shot	A15 (5/8", 16mm) to A51 (2", 50mm) to 90° in one shot
<b>Gas Pipe (SGP)</b>	SGP15 (1/2", 21.3mm) to SGP50 (2", 60.3mm) to 90° in one shot	SGP15 (1/2", 21.3mm) to SGP100 (4", 114.3mm)

## SPECIFICATIONS

Model No.	PB-10N	PB-15N
<b>Capacity</b>	15-50mm (1/2 - 2") Nominal Bore Pipe	15-100mm (1/2 - 4") Nominal Bore Pipe
<b>Oil volume required</b>	400cc	595cc
<b>Output force</b>	108kN	162kN
<b>Ram stroke</b>	250mm	250mm
<b>Size</b>	780mm Wide	900mm Wide
<b>Weight</b>	18.6kg (W/O PIVOT SHOES and BENDER SHOE)	28.8kg (W/O PIVOT SHOES and BENDER SHOE)
<b>INCLUDES:</b>	Frame, Cylinder, Pivot shoes (2 pieces) and Angle gauge	Frame, Cylinder, Pivot shoes (2 pieces) and Angle gauge


HINGED TOP PLATE

MODEL NO.

PB-10N

PB-10N INC FORMERS\*\*

HINGED TOP PLATE

MODEL NO.

PB-15N

## BENDING SHOES STEEL CONDUIT

Model No.	(mm) OD	Suits Model
<b>A15</b>	15.9	<b>PB10N/15N</b>
<b>B16</b>	21.0	<b>PB10N/15N</b>
<b>A25</b>	25.4	<b>PB10N/15N</b>
<b>A31</b>	31.8	<b>PB10N/15N</b>
<b>B36</b>	41.9	<b>PB10N/15N</b>
<b>A51</b>	50.8	<b>PB10N/15N</b>
<b>*A63</b>	63.5	<b>PB15N</b>
<b>*A75</b>	76.2	<b>PB15N</b>

\* Segmented bending required to produce a 90° bend

## BENDING SHOES GAS PIPE

Model No.	(mm) OD	Suits Model
<b>**SGP-15 - 1/2" GAS</b>	21.3	<b>PB10N/15N</b>
<b>**SGP-20 - 3/4" GAS</b>	26.9	<b>PB10N/15N</b>
<b>**SGP-25 - 1" GAS</b>	33.7	<b>PB10N/15N</b>
<b>**SGP-32 - 1 1/4" GAS</b>	42.2	<b>PB10N/15N</b>
<b>**SGP-40 - 1 1/2" GAS</b>	48.3	<b>PB10N/15N</b>
<b>**SGP-50 - 2" GAS</b>	60.3	<b>PB10N/15N</b>
<b>*SGP-65 - 2 1/2" GAS</b>	76.3	<b>PB15N</b>
<b>*SGP-80 - 3" GAS</b>	89.1	<b>PB15N</b>
<b>*SGP-90 - 3 1/2" GAS</b>	101.6	<b>PB15N</b>
<b>*SGP-100 - 4" GAS</b>	114.3	<b>PB15N</b>

## BUS BAR EQUIPMENT



### HYDRAULIC BUS BAR CUTTER



Model No.	BBC-125	BBC-150
<b>Working Pressure (Bar)</b>	700	700
<b>Output (Tonnes)</b>	10	35
<b>Weight (kg)</b>	16	35
<b>Bus Bar Capacity Cu &amp; Al (mm)</b>	125 x 12	150 x 15

### HYDRAULIC BUS BAR BENDER



Model No.	B-200
<b>Output (Tonnes)</b>	11
<b>Weight (kg)</b>	20
<b>Bus Bar Capacity (mm)</b>	200 x 10 Cu 200 x 16 Al
<b>Former Bending Radius (mm)</b>	8 + 12 Cu 30 + 48 Al
<b>Maximum Bending Angle</b>	90° (Optional 90° Bending Block and 12mm former for bending repeat 90° bends is also available – Model No. B200/90)

### HYDRAULIC BUS BAR BENDER



Model No.	9046
<b>Output (Tonnes)</b>	30
<b>Pressure (Bar)</b>	700
<b>Weight (kg)</b>	192
<b>Bus Bar Capacity (mm)</b>	Punches bars up to 15 Cuts bars up to 160x15 Bends bars up to 200x20
<b>Dimensions (mm)</b>	1200 L x 700 W x 520 H
<b>Adjustable Stroke (mm)</b>	65
<b>Supplied with</b>	1m Rule, Set of Adaptors

Contact SF for more detail

### ASSOCIATED EQUIPMENT



DSP-120 230V ELECTRIC HYDRAULIC PUMP

Refer page 107 for more detail (also refer pages 103–108 for other pumps)



SH-70B HYDRAULIC BUS BAR PUNCH

Refer to page 287



## DIGITAL, ELECTRIC & MANUAL PIPE BENDERS (MADE IN ITALY)

CBC pipe bending machines are of high quality. Specialised Force stock units and carry many accessories and parts throughout Australia.

Pipe Type	No Mandrel									
	9200121.5 (UNI42A) DIGITAL		9200150.5 (UNI42A) ELECTRIC		9200005.1 (UNI42) MANUAL		9200345.5 (UNI60A) DIGITAL		9200350.4 (UNI60A) ELECTRIC	
	Ø mm	Thick mm	Ø mm	Thick mm	Ø mm	Thick mm	Ø mm	Thick mm	Ø mm	Thick mm
Hard & Soft Cu, Annealed Brass	42	1.5	42	1.5	42	1.5	54	2	54	2
Steel Conduit	40	1.5	40	1.5	40	1.5	50	1.5	50	1.5
S/S AISI 304/316	30	2.0	30	2.0	30	2.0	35	3	35	3
Hydraulic Steel ST. 35.4	42	3.0	42	3.0	42	3.0	48	4	48	4
Furniture	42	3.0	42	2.0	42	2.0	48	3	48	3
FE Boiler	42	3.0	42	3.0	42	3.0	48	3	48	3
Aluminium	42	3.0	42	3.0	42	3.0	54	3	54	3
Gas	31.75 (1-1/4")	Std	31.75 (1- 1/4")	Std	31.75 (1-1/4")	Std	38.1 (1-1/2")	Std	38.1 (1-1/2")	Std
Double Coated Al Pipe	50	Std	50	Std	50	Std	63	Std	63	Std
Standard Bending Radius	R3D & R4D Centre Line Radius									



SCAN  
& PLAY



SCAN  
& PLAY



9200121.5 (UNI42A) DIGITAL (230V 50Hz)	9200150.5 (UNI42A) ELECTRIC (230V 50Hz)	9200005.1 (UNI42) MANUAL (RATCHET OPERATED)
DESCRIPTION		
UNI 42, electric, an accurate and powerful bending machine able to bend large diameters as well as thin and delicate pipes with optimum and constant bending radius and without any pipe deformation.	UNI 42, electric, an accurate and powerful bending machine able to bend large diameters as well as thin and delicate pipes with optimum and constant bending radius and without any pipe deformation.	UNI 42 manual, an accurate and powerful pipe bending machine able to bend large pipe diameters with optimum and constant bending radius and without any pipe's deformation.
TECHNICAL		
<ul style="list-style-type: none"> <li>- Aluminium body</li> <li>- Motor HP 0,75 230V 50 HZ 2800 RPM</li> <li>- Digital control panel with microprocessor for programming the angle of bend. Capable of storing 9 bending with 9 bend per program.</li> <li>- Low tension electronic schedule (24V)</li> <li>- Electrobrake</li> <li>- Automatic return to stop</li> </ul>	<ul style="list-style-type: none"> <li>- Aluminium body</li> <li>- Motor HP 0,75 230V 50 HZ 2800 RPM</li> <li>- Low tension electronic schedule (24V)</li> <li>- Bending angle regulation</li> <li>- Electrobrake</li> <li>- Automatic return to stop</li> </ul>	<ul style="list-style-type: none"> <li>- Aluminium body</li> <li>- Tempered steel gears on ball bearings</li> <li>- Maximum bending angle 180°</li> </ul>
DIMENSIONS (mm)		
520 L x 170 W x 350 H	520 L x 170 W x 350 H	400 L x 200 W x 250 H
WEIGHT (kg)		
35	35	18



**DIGITAL & ELECTRIC PIPE & TUBE BENDERS (MADE IN ITALY)**



9200345.5 (UNI60A)

DIGITAL (230V 50Hz)

9200350.4 (UNI60A)

ELECTRIC (230V 50Hz)

**DESCRIPTION**

UNI 60 digital, an accurate and powerful bending machine able to bend large diameters as well as thin and delicate pipes with optimum and constant bending radius and without any pipe deformation.

**TECHINICAL**

- Aluminium body
- Motor HP 1,30 230V 50 HZ (different voltages on request) 2800 RPM
- Digital control panel with microprocessor for programming the angle of bend. Capable of storing 9 bending with 9 bend per program
- Low tension electronic schedule (24V)
- Bending angle regulation
- Electrobrake
- Automatic return to stop

- Aluminium body
- Motor HP 1,30 230V 50 HZ (different voltages on request) 2800 RPM
- Low tension electronic schedule (24V)
- Bending angle regulation
- Electrobrake
- Automatic return to stop

**LARGE RANGE OF FORMERS AVAILABLE. PLEASE VISIT OUR WEBSITE FOR MORE INFORMATION.**

**DIMENSIONS (mm) without stand**

520 L x 210 W x 410 H

520 L x 210 W x 410 H

**WEIGHT (kg)**

60

60

**ACCESSORIES**



**Folding stand.**

For UNI 42 (Model No. 000592.1).

For UNI 60 (Model No. 000593.1).

Universal base, necessary for bending with moving plane of bend for UNI 42 and UNI 60 (Model No. 000970)


Formers in cast-iron complete with ring for bending with standard radius (3 or 4 D centre line radius).



Moving plane of bend complete with plan regulator for UNI42 & UNI60



UNI 42 digital, complete with moving plane of bend and universal base.



Guide is used for bending thin-wall pipes with formers type A-B-C-E-L-H. Rollers used for bending thick wall pipes

**CONTACT US FOR MORE DETAILS & SPECIFICATIONS ON FORMERS & GUIDES OR VISIT OUR WEBSITE**

## BUS BAR FABRICATION (MADE IN GERMANY)

**novopress**



SLB

Model No.	Type	Description
<b>39659</b>	Machine with Accessories & Power Pack	<b>SLB 125</b> "Package" incl. acc and Power Pack HA 3, includes 3 cutting & punching tools; 3 sets of punches & dies
<b>31425</b>	Optional Accessory	Small step bending tool
<b>31646</b>	Optional Accessory	Large step bending tool
<b>31636</b>	Optional Accessory	Short leg bender
<b>42430</b>	Optional Accessory	Special U-bender 60 mm

Can be easily dismantled and transported to site



### Model No. SLB 125 Three in One Bus Bar Fabricating

Features	Advantages	Technical
The unique SLB 125 three-in-one busbar tool guarantees effortless cutting, bending and punching of aluminium and copper busbars. Whether in the work shop or at the construction site - the basic unit transforms into a cutting, bending- or punching machine within seconds. Busbar fabrication from a single mould: Precise, simple and quick.	<ul style="list-style-type: none"> <li>-Especially robust and stiff frame.</li> <li>-Very high quality cutting, bending and punching.</li> <li>-High operating safety with the built-in safety system.</li> <li>-Lightning-swift tool changes with a minimum of manipulation.</li> <li>-The 150 bar low-pressure system ensures a long service life and very fast cycle times.</li> <li>-Punches copper and aluminium busbars up to 13 mm thick, elongated holes up to 21 x 14 mm and round holes up to 21 mm in diameter.</li> <li>-Busbars bent accurately up to 120° very accurate reproducibility of the set angle.</li> </ul>	Depth 750 mm Width 750 mm Height 1.145 mm Weight 180 kg Operating Pressure 150 bar Force 180 KN Power rating 0.75 kW Voltage 230 V 1~/50 Hz Cutting max. 125 x 13 mm 250 N/mm2 Punching max. ø 21 mm Bending max. 125 x 13 mm 250 N/mm2



### Model No. BGD-5eco The Digital Bending Bench

Features	Advantages	Technical
The BGD-5eco sets a new standard for bus bar bending with outstanding precision and speed at economical prices. No other bending machine will match it's range of features and performance at low entry price levels. Equipped with the essential – Digital Angle Encoder – the BGD-5eco offers unsurpassed simplicity and control with full automatic spring back compensation and bending accuracy to 0.2°. Consequently it will vanquish any need for trial bends and significantly reduce cost on faulty bend busbars. On top, the digital stroke encoder minimizes idle movement for the absolute shortest cycle times. Additional accessories like step or edge benders, are also easy and precisely controlled by the digital stroke encoder. The new integrated hydraulic power pack takes bending speeds to new levels – 11.5 seconds* – for a finished 90° bend including full automatic spring back compensation	<ul style="list-style-type: none"> <li>-Unsurpassed bending features at economic price.</li> <li>-Digital Angle Encoder with precision to 0.2°.</li> <li>-Full automatic spring back compensation.</li> <li>-No trial bends. No set up times.</li> <li>-Digital Stroke Encoder for minimum cycle times.</li> <li>-Supplied with built in high performance 3-phase power pack.</li> <li>-Optional step- and edge bending tools, for special bending applications.</li> <li>-Tight L-, U- and Z- bends possible.</li> <li>-Mobile machine on wheels for ease of use.</li> </ul>	Depth 950 mm Width 830 mm Height 1.330 mm Weight 170 kg Operating Pressure 200 bar Force 180 KN Bending capacity max. 160 x 13 mm (6- x 1/2-) Bending radius adaptors 7.5, 10, 15 mm Power rating 0.75 kW Voltage 415VAC 3~/50 Hz. Oil _ flow 3.6 l/min. Cycle time* 11.5 sec. Cycle time** (repeat operation) 9.4 sec. Minimum L-Bend 25 mm Minimum U-Bend 60 mm Minimum Z-Bend 70 mm * 90° bend, 120 x 10 mm busbar size, return stroke incl. full automatic spring back compensation. ** 90° bend, 120 x 10 mm busbar size repeated operation.

**BUS BAR FABRICATION (MADE IN GERMANY)**

**novopress**



SCAN  
& PLAY



**Model No. BGD-5.1 The Digital Bending Bench**

**Features**

**BGD-5.1 is the ideal bending machine for small series of busbars and individual bending work.**

- During bending operation the digital angle measurement with full automatic spring back compensation, will ensure outstanding accuracy of +/- 0.25 degrees.
- The automatic length stop, will travel up to 800 mm, positioning your bus bar within seconds and a precision of 0.5 mm.
- Last but not least, the integrated power pack takes care of convincing cycle times, at only 11.5 sec. for a full 90 degree bend including spring back compensation.

**The BGD-5.1 has a USB interface to which optional a PC can be connected.**

- There is the possibility to program serial parts either directly on the machine or from your PC.
- No CNC, or whatsoever programming skills are requested, but only the Novobend Software.
- Even complicated busbars can be created using the Software Novobend and are displayed graphically on your PC before starting the initial bending operation.

**Advantages**

- Digital angle encoder with precision to +/-0.25 degrees
- Full automatic spring back compensation
- No trial bends. No set up times
- Supplied with built in high performance 3-phase power pack
- Optional step and edge bending tools, for special bending applications
- Tight L-, U- and Z-bends possible
- Programming of serial parts using the Novobend software (optional)
- USB interface for connecting a PC
- Mobile machine on wheels for ease of use

Technical			
<b>Height</b>	1,100mm	<b>Power Rating</b>	0.75kW
<b>Depth</b>	950mm	<b>Voltage</b>	400V 3~/50 Hz
<b>Width</b>	1,630mm	<b>Oil Flow</b>	3.6L/min
<b>Weight</b>	300kg	<b>Cycle Time*</b>	11.5sec
<b>Operating Pressure</b>	200bar	<b>Cycle Time** (Repeat Operation)</b>	9.4sec
<b>Force</b>	180kN	<b>Minimum L-Bend</b>	25mm
<b>Bending Capacity Max.</b>	160 x 13mm	<b>Minimum U-Bend</b>	60mm
<b>Bending Radius Adaptors</b>	7.5, 10, 15mm	<b>Minimum Z-Bend</b>	70mm

\* 90° bend, 120 x 10 mm busbar size, return stroke incl. full automatic spring back compensation.

\*\* 90° bend, 120 x 10 mm busbar size repeated operation.



## BUS BAR FABRICATION (MADE IN GERMANY)

### PUNCH


Model No.	Description
40800	HSBL-2 DigiPunch 160 (containing punch with digital measuring system, adjustable work-bench, 2 x 2 m conveyor system, supports for conveyors)



Model No. HSBL-2 DigiPunch 160		
Features	Advantages	Technical
With the brand-new "DigiPunch 160", Novopress offers a new class of busbar punching performance for medium sized Businesses. Wherever ordinary manual punches are insufficient and CNC-controlled machines are too costly, the new "DigiPunch 160" is the ideal mid-size solution. It reduces manufacturing time and cost significantly compared to manual punches at a very modest investment compared to CNC-punches. The very practical configuration with digital metering in X/Y axis and complete conveyors, enables a very efficient and flexible busbar manufacturing.	Significantly reduced manufacturing cost on medium to medium-large output volume. Optimized and speedy workflow through integrated conveyor system and work-bench. No programming or preparatory work required, very short set-up times. Fast and stepless positioning of busbars in X and Y axis, with 0.5 mm accuracy. Switching from absolute- to chain measurement for fast and easy progressive punching.	All necessary components except hyd. power pack and work cylinder are included in delivery. For operation only a regular 230VAC power source is needed. The LCD measuring system works on a permanent battery basis. Possible hydr. Power Packs: HA 1 - ES, HA 3 and HA 4.  Length 4.300 mm Width 550 mm Height 1.900 mm Weight 170 kg Operating pressure 150 bar Force 150 KN

### POWER PACK

Model No.	Description
32530	Power Pack HA 3
33340	Power Pack HA 3 incl. 24 V controls




Model No. Power Pack HA 3		
Features	Advantages	Technical
Leaders when it comes to switchgear manu facturing. Novopress hydraulic power packs are designed to operate at a low 150 bar over a wide range of applications. This design combines the clear advantages of increased work safety, and long service life for the tool and its attached devices. In addition, these hydraulic power packs are a byword for the high quality associated with all Novopress products.	For heavy duty applications and continuous production, the HA 3 Power Pack, is the professional choice. With a high performance drive and extended oil volume, the HA 3 is the ideal power pack for demanding busbar production, and/or continuous cable assembly. Available with or without 24 V controls for hand operated crimping tools.	Drive 230 V - 750 W, 4 A Weight 26 kg Height 550 mm Length 270 mm Width 260 mm Oil capacity 5.5 l Operation S 3 S 1= Safety class IP 55 Hydraulic hose 2.5 m Operating pressure 150 bar Oil flow 4.0 l/min.



# DURAPAC CATALOGUE

- Specialty Lifting System
- Cylinders
- Hand Pumps
- Electric Hydraulic Power Units
- Air Hydraulic Power Units
- Diesel Power Units
- Hydrostatic Power Units
- System Accessories
- Bolting Solutions
- Pullers
- Bearing Separators
- Hydraulic Cutters
- Maintenance & Repair Kits
- Hydraulic Presses
- Hydraulic Jacks
- Power Lift Air Bags



www.specialisedforce.com.au

**CONTACT SPECIALISED FORCE FOR YOUR HARD COPY**









**SPECIALISED FORCE**  
HYDRAULIC TOOLS &  
ELECTRICAL CONTRACTORS EQUIPMENT PTY. LTD.

***Safety &  
Lighting***



**[www.specialisedforce.com.au](http://www.specialisedforce.com.au)**



## K. SAFETY & LIGHTING

330–336

NETS – LOAD CONTAINMENT – SSEA	330
NETS – CYCLONE – SSEA	331
DIRT LIFTING TARP & CROSSARM DRILL – ESTEX	332
LIGHTNING & FLAGS – POLE	333
TORCH – SIGNALLER	334
LIGHTING – EMERGENCY & MULTIFUNCTIONAL – NIGHTSEARCHER	335-336



## LOAD CONTAINMENT NETS

Contain packages and loose items in the back of your Truck, Ute or Trailer



Type	11 Sizes Available	Break Force (kg)
POLYETHYLENE (PE)	(Blue) has a Strand & Knotted appearance	68

Model No.	Size (m)
LCNPE1.8X1.5	1.8x1.5
LCNPE1.8X2.4	1.8x2.4
LCNPE2.0X2.4	2.0x2.4
LCNPE2.1X2.1	2.1x2.1
LCNPE2.4X2.4	2.4x2.4
LCNPE2.2X2.6	2.2x2.6
LCNPE2.0X3.0	2.0x3.0
LCNPE2.4X3.0	2.4x3.0
LCNPE4.0X3.0	4.0x3.0
LCNPE5.0X3.0	5.0x3.0
LCNPE6.0X3.0	6.0x3.0
LCN-TIE DOWN	10 ropes per Pack



BLUE NET (PE) SHOWN IN CARRY BAG



TIE-DOWN ROPES AVAILABLE (10 PER PACK) Model No. LCN-TIE DOWN

### PLEASE NOTE:

**THIS PRODUCT OFFERS EXCELLENT CONTAINMENT, BUT IN NO WAY EXEMPTS THE USE OF ADEQUATE APPROVED RESTRAINT METHODS**

### ANTL TESTED (AUSTRALIAN NATIONAL TESTING LABORATORY)

Please Contact your Nearest Specialised Force Branch or Visit our Website for a Copy of the Certificate and MSDS.




TIE-DOWNS CAN BE USED TO BUNCH EXCESS NETTING





## HEAVY DUTY CYCLONE NETTING

For containment of equipment, materials or debris in the event of a possible storm or cyclone



### DETAILS

Cyclones, storms and strong winds can cause severe damage, especially from unsecured items. Minimise the damage and danger to others and property by securing loose equipment with SSEA Cyclone netting.

### FEATURES

- UV treated polyethylene construction
- 100 x 100mm square, custom sizing available
- Available in Black (best UV resistance), other colours available upon request (Green & Blue)
- Standard size 10 x 10m, custom sizing available
- In house load tested

### ORDERING\*

Model No.:	Size	Description	Weight (kg)
<b>LCCN10X10-BK</b>	10 x 10m	Cyclone Net, Black Polyethylene 10 x 10m	19.1
<b>LCCN10X05-BK</b>	10 x 5m	Cyclone Net, Black Polyethylene 10 x 5m	9.6
<b>LCCN05X05-BK</b>	5 x 5m	Cyclone Net, Black Polyethylene 5 x 5m	4.8

\* Securing equipment not included or provided

### CERTIFIED LOAD CONTAINMENT NETS ALSO AVAILABLE



## MODEL No. 2864-8DTR SERIES DIRT LIFTING TARP (MADE IN USA)



### FEATURES

- Heavy duty safety orange rip-stop canvas with double stitched reinforced webbing
- Tested to AS3668-1989 Appendix D
- Multi-trip use
- Keeps worksite clean and keeps soil/dirt off pedestrian walkways
- Easily empty boring auger dirt and return dirt to same hole by releasing a single strap during pole change overs
- Folds up for truck compartment storage
- Manufacture Label with Rating/Care/Warning
- Certified, Cyclic Load Tested Over 70 Times!

### SPECIFICATIONS

Model No.	2864-8DTR-SF24
Description	600mm Lifting Straps
Dimensions (m)	2.4 x 2.4
WLL (kg)	1350
Colour	Safety Orange



Certified, cyclic load tested over 70 times!



Folded up for easy storage



Laid flat



Manufacture label with rating/care/warning



## "POLE BUG" LED STROBE LIGHT & 2-FLAG HOLDER

Using effective, long lasting LED technology - these LED's are rated for 100,000 hours of heavy duty operation providing a reliable pole mount transportation device. The single bright RED LED (also available in Amber), with a 8-11km visibility range, includes four flash patterns: Comet, Single, Steady Burn and Flare Flicker. The light module is encapsulated for vibration and moisture resistance with dual front/angled reflectors. The lights can be viewed from the back and sides. The system is powered by three alkaline "C" batteries allowing the 100+ hours of continuous operation. Easy to attach and deploy, using heavy duty strap that attaches to all type of poles and sizes. Additional features include powder coated metal components and dual flag holders. Includes batteries and two red flags.

### FEATURES

- **Red or Amber** LED Light: Four Flash Patterns
- LED Rating: 100,000 hours
- Batteries: Three Alkaline "C" size (Included)
- Battery Run Time: 100+ Hours

Model No.

**7015-R (Red)**

**7015-A (Amber)**

Replacement flag (true bright red), single flag and dowel, Model No: **7074**



## LIGHT – POLE TRANSPORT POLE TRANSPORTATION, "LED 360°" STROBE LIGHT & 2 FLAG HOLDER

### DESCRIPTION

**360° LED strobe utilizes 24 long lasting LEDs to create a high visibility 60 flashes per minute strobe.**

LED Strobe is powered by 2 "D" batteries. System is easy to attach and deploy, using a heavy duty strap that attaches to all type and sizes of poles. Additional features include powder coated metal components and dual flag holders. Includes batteries and two RED flags

### FEATURES

**Systems are compact and designed to be stored on your vehicle!**

- **Red or Amber** LED Light
- LED Rating: 100,000 hours
- Batteries: Three Alkaline "D" size (Included)
- Battery Run Time: 100+ Hours
- Great for Mid Pole or rear protection
- Very low profile

Model No.

**7167-R (Red with Flag Holders and 2 RED Flags)**

**7167-A (Amber with Flag Holders and 2 RED Flags)**



## RGW SERIES SIGNALLER TORCHES (INDUSTRIAL, RAIL, MINING & UTILITIES)

The **SIGNALLER** is a lantern and torch combined. It has multiple LEDs for greater light concentration that is visible for up to 2km.

The standard units come with green, red, amber and white LEDs. The torch is powered by a 6volt 4Ah rechargeable battery with up to 30 hours life per full battery charge. They are weather proof and come with adjustable stand and carry strap.

All units are supplied with both AC and DC battery chargers.

Warranty: 12 months from date of purchase.

Model No.	Lights	Type
<b>RGWA</b>	White, Green, Red and Amber LEDs and torch.	Standard
<b>RGW</b>	White, Green and Red LEDs and torch.	Special

**NOTE: Custom built models available upon request.**

### Kit Includes All Items

- Torch
- Shoulder Strap
- Instruction Manual
- 230 VAC Charger
- 12 VDC Charger

**RAILWAY DESIGN.  
NOW WITH  
FREE STANDING  
ADJUSTABLE BASE**

Light Colour	Lumens	Lux
<b>White</b>	430	8,000
<b>Green</b>	215	4,000
<b>Red</b>	215	4,000
<b>Amber</b>	215	4,000





## **GALAXY-PRO-6K RECHARGEABLE FLOODLIGHT**

The Galaxy-Pro-6K rechargeable LED Floodlight is designed using the toughest composite materials for use in industrial applications where it is essential to have robust, maintenance free products.

**Powered by Internal Battery or AC Charger.**

- Utilising the very latest LED technology the Galaxy-Pro produces a very impressive 6000 Lumens output and gives a wide floodlight beam in excess of 60m.

### **FEATURES**

- Rechargeable Li-ion work-light
- 6000 lumens (HIGH) - 1500 lumens (LOW)
- Runtime: 2.5 hours (HIGH) - 60 hours (LOW)
- Battery: 7.4V 13.2 Ah Lithium-ion
- Storage on the reverse for mains charger
- Robust, durable construction - Polycarbonate
- Designed to meet IP54
- Silent operation
- Change the angle to suit your need
- High visibility reflector
- 4 lights level

### **ACCESSORIES**


Model No	Description
SPTRIPD1.7	Tripod
SPGALAXYPRO-MAG	Magnetic Feet (3)
CHIC-GALAXTPRO	12/24V Vehicle Charger



**NightSearcher**



Model No. GALAXY-PRO-6K





## EMERGENCY RECHARGEABLE LED HAZARD LIGHTS

The Pulsar-Pro 5-pack rechargeable LED hazard warning lights are designed so they can be quickly deployed to warn traffic or direct traffic away from hazards.

Supplied as a set of 5, these small but robust lights are manufactured in shock resistant plastic housings and rated to IP66.


They are virtually indestructible (withstanding most vehicle weights if run over). Incorporating strong magnet to allow attachment to vehicles etc.

Ingenuously designed, the Pulsar-Pro is charged within its case, using either mains or vehicle charger.

- Rechargeable LED emergency lights
- Available in sets of blue, red, yellow, green, red or infra-red
- 16 LEDs per Pulsar-Pro
- Visible from any angle, from a distance up to 1km (1,000m)
- Shock resistant housing, able to withstand most vehicle weights
- Waterproof (IP66)
- Incorporating a strong magnetic base
- Rechargeable Li-ion batteries
- Charged directly in the storage case
- Battery charging indication

Model No.	NSPULSARB (Blue) NSPULSARR (Red) NSPULSARY (Yellow) NSPULSARG (Green) NSPULSARIR (Infrared) (THE ABOVE COME AS A SET OF 5 Model: NSPULSARPRO5M)
Light source	LED
Battery	Li-ion 3.7VDC
Charge time (hrs)	1-3 Pulsar-Pro: 2-6 hrs 4-5 Pulsar-Pro: 12-14 hrs
Product size(mm)	Pulsar-Pro 110 Diam x 34mm High Kit Approx: L444 x W368 x H64
Product weight (kg)	Individual Pulsar-Pro 0.2 Kit 2.7
Operation Mode	Run Time (fully charged)
1 – Rotate	9hrs
2 – Quad Flash	9hrs
3 – Single Blink	60hrs
4 – Alternating Blink	9hrs
5 – SOS	14hrs
6 – Steady On High/Low	5hrs/35hrs
7 – 2 LED Flashlight	28hrs
8 – 4 LED Flashlight	18hrs
9 – White Torch Mode	8hrs

Supplied with: Mains, vehicle chargers and charging case



## Service & Solutions



Equipment Service/Repair



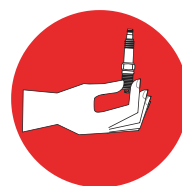
Calibration Capability



HV/LV Testing



Installation and Commissioning



Spare Parts Stock



Testing/Tagging Capability



### Service and Solutions You Can Trust

- ◆ National Network of fully equipped Workshops
- ◆ After Sales Service / Repair / Maintenance support for the Product Brands we offer along with alternative Brands
- ◆ Customer Site and Workshop based Test/Tag, Calibration & Audit Capabilities
- ◆ Product Application/Solution Technical support
- ◆ Tailored Asset Management Programs & Service
- ◆ Development of Customised Equipment/Asset Registers
- ◆ Training & Development of Personnel in the Safe and Compliant use of typical Products within our range



### One Stop Workshop for Calibrating & Testing Precision Measuring Equipment



- ◆ Depth Micrometers
- ◆ Dial Indicator (Plunger)
- ◆ Dial Indicator (Lever)
- ◆ Gauge Blocks
- ◆ Height Micrometers
- ◆ Inside Micrometers
- ◆ Micrometer heads
- ◆ Outside Micrometers
- ◆ Riser blocks
- ◆ Vernier Calipers
- ◆ Vernier Height
- ◆ Gauge



[www.specialisedforce.com.au](http://www.specialisedforce.com.au)



# DURAPAC

**DURAPAC** IS A LEADING FORCE IN HIGH PRESSURE HYDRAULIC TOOLS THAT BRINGS TOGETHER DECADES OF INDUSTRY EXPERIENCE WITH A GLOBAL MANUFACTURING BASE TO PRODUCE A COMPLETE RANGE OF QUALITY INDUSTRIAL TOOLS.

Durapac is used by a vast and diverse client base that includes construction, mining, engineering, railways, petro chemical, energy and defence workers. At Durapac, we are serious about reliability, not just in our products but also in our people, distribution, stock holding & after sales service. For our customers this means a better quality of product.

## OUR PROMISE

To supply safe, reliable tools with industry leading after sales back up & service underpinned by a comprehensive 3 year warranty.

## WARRANTY

Durapac products come with a comprehensive 3 year warranty. All products and services offered are subject to our standard terms and conditions which can be viewed on our website [www.durapac.com/termsandconditions](http://www.durapac.com/termsandconditions)

**Contact your nearest Specialised Force branch for a Durapac catalogue or download directly from our website [www.specialisedforce.com.au](http://www.specialisedforce.com.au), click on the catalogues tab.**

## OUR VALUES

### 1. Safety

- All tools are designed to meet or exceed global standards for high force hydraulic tools
- All tools are physically tested in our distribution centre prior to despatch to our customers
- Individual serial numbers are permanently marked on each product and a test certificate is issued for all cylinders, tools and pumps

### 2. Reliability


- Distributors trained, tested and certified to ensure customers receive the right equipment for the job
- All outside suppliers are required to hold approved quality system accreditation and all tool designs are field tested
- All tools come with a comprehensive 3 year warranty

### 3. Availability

- We have extensive stocks of finished goods to enable prompt delivery
- We have extensive stocks of spare parts for fast servicing and lower long term operating costs

## CERTIFICATION

All Durapac suppliers are required to hold approved quality system accreditation. All Durapac cylinders meet or exceed ANSI/ASME B30.1 safety standards.





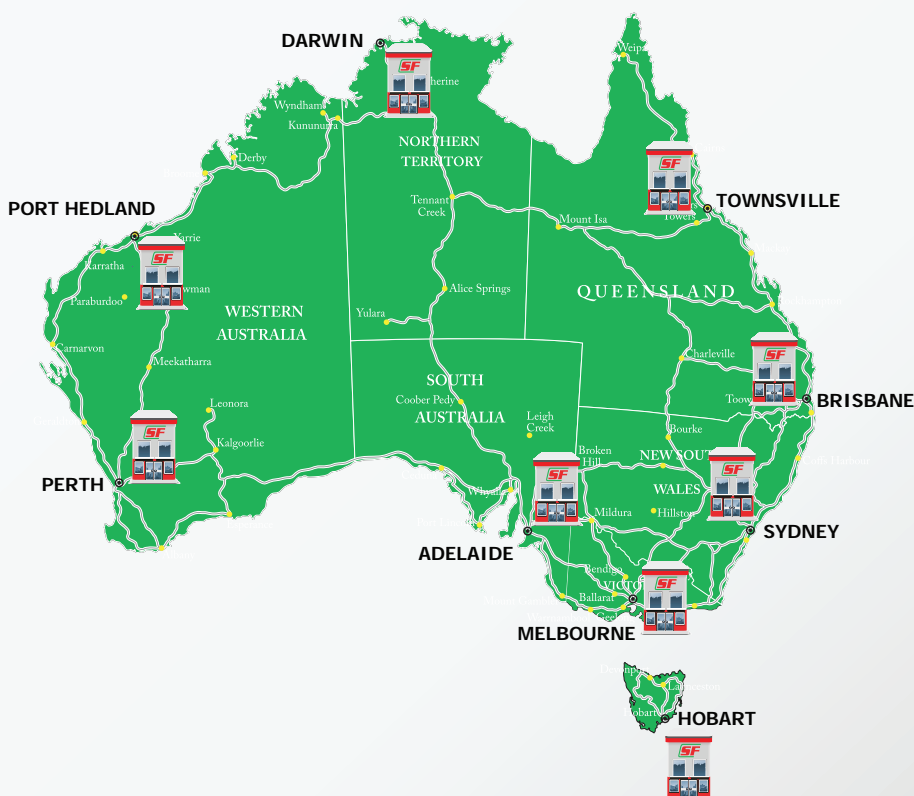


# SPECIALISED FORCE

HYDRAULIC TOOLS & ELECTRICAL CONTRACTORS EQUIPMENT

PTY. LTD.

A. CABLE CRIMPING	4-41	G. DYNAMOMETERS & LOAD CELLS	270-277
B. CABLE CUTTING	46-75	H. LINESMAN TOOLING & ASSORTED EQUIPMENT	282-311
C. HYDRAULIC TOOLS & ACCESSORIES	80-117	I. CABLE PREPARATION	316-329
D. WINCHES	122-147	J. HOLE MAKING & BENDING	334-383
E. UNDERGROUND CABLE PULLING	152-203	K. SAFETY & LIGHTING	388-397
F. OVERHEAD CONSTRUCTION & STRINGING EQUIPMENT	208-265		



QUALITY - SALES - SERVICE - SOLUTIONS

## SYDNEY (HO)

131 WOIDS AVENUE  
CARLTON NSW 2218  
TEL: (02) 9547 1844  
FAX: (02) 9547 2236  
sales@specialisedforce.com.au

## Adelaide

316 SOUTH ROAD  
RICHMOND SA 5033  
TEL: (08) 8352 8866  
FAX: (08) 8352 7257  
sasales@specialisedforce.com.au

## Brisbane

2/68 NORTHLINK PLACE  
NORTHGATE QLD 4013  
TEL: (07) 3256 6011  
FAX: (07) 3256 6055  
qldsales@specialisedforce.com.au

## Townsville

2/1 CIVIL ROAD  
GARbutt QLD 4814  
TEL: (07) 4728 8756  
FAX: (07) 4725 4380  
nqsales@specialisedforce.com.au

## Darwin

4/17 WILLES ROAD  
BERRIMAH NT 0828  
TEL: (08) 8984 4453  
FAX: (08) 8984 4390  
ntsales@specialisedforce.com.au

## Melbourne

2/18 SOUTHFORK DRIVE  
KILSYTH VIC 3137  
TEL: (03) 9761 4199  
FAX: (03) 9761 4966  
vicsales@specialisedforce.com.au

## Perth

19 AUGUSTA STREET  
WILLETTON WA 6155  
TEL: (08) 9354 8544  
FAX: (08) 9354 8360  
wasales@specialisedforce.com.au

## Port Hedland

4/13 CAJARINA ROAD  
WEDGEFIELD WA 6721  
TEL: (08) 9172 1113  
FAX: (08) 9172 1170  
phsales@specialisedforce.com.au

## Hobart

22/370-380 CAMBRIDGE ROAD  
MORNINGTON TAS 7018  
TEL: 0427 423 217  
FAX: (03) 9761 4966  
tassales@specialisedforce.com.au

[www.specialisedforce.com.au](http://www.specialisedforce.com.au)

ABN: 19 002 433 436

ELECTRICAL

Rail - Mining - Oil & Gas - Civil Infrastructure - Industrial - Communications - Transport